



US00D619500S

(12) **United States Design Patent**
Hsu et al.

(10) **Patent No.:** **US D619,500 S**
(45) **Date of Patent:** **** Jul. 13, 2010**

(54) **VEHICLE EXTERIOR**

(75) Inventors: **Ricky Hsu**, Palos Verdes, CA (US);
Young Choi, Redondo Beach, CA (US);
Guillermo A. Gonzalez, Lawndale, CA (US)

(73) Assignee: **Honda Motor Co., Ltd.**, Tokyo (JP)

(**) Term: **14 Years**

(21) Appl. No.: **29/346,387**

(22) Filed: **Oct. 30, 2009**

(51) **LOC (9) Cl.** **12-08**

(52) **U.S. Cl.** **D12/91**

(58) **Field of Classification Search** D12/86,
D12/90-92; D21/424, 433, 434; 296/181.1,
296/181.5

See application file for complete search history.

(56) **References Cited**

U.S. PATENT DOCUMENTS

D515,972 S	2/2006	Ikeda
D516,233 S	2/2006	Ikeda
D537,179 S	2/2007	Hsu
D537,180 S	2/2007	Hsu
D538,710 S	3/2007	Hsu
D536,808 S	2/2008	Hsu

D586,263 S *	2/2009	Osborne et al.	D12/92
D597,889 S *	8/2009	Fujiyoshi et al.	D12/91
D602,399 S *	10/2009	Sakae et al.	D12/91
D604,670 S *	11/2009	Nagura et al.	D12/91

* cited by examiner

Primary Examiner—Melody N Brown

(74) *Attorney, Agent, or Firm*—Plumsea Law Group, LLC;
Mark E. Duell

(57) **CLAIM**

The ornamental design for a vehicle exterior, as shown and described.

DESCRIPTION

FIG. 1 is a front perspective view of a vehicle exterior showing our new design;

FIG. 2 is a rear perspective view thereof;

FIG. 3 is a side elevational view of one side thereof;

FIG. 4 is a side elevational view of the other side thereof;


FIG. 5 is a front elevational view thereof;

FIG. 6 is a rear elevational view thereof; and,

FIG. 7 is a top plan view thereof.

The broken line showings of the wheels, tires and lozenge shapes form no part of the claimed design.

1 Claim, 6 Drawing Sheets



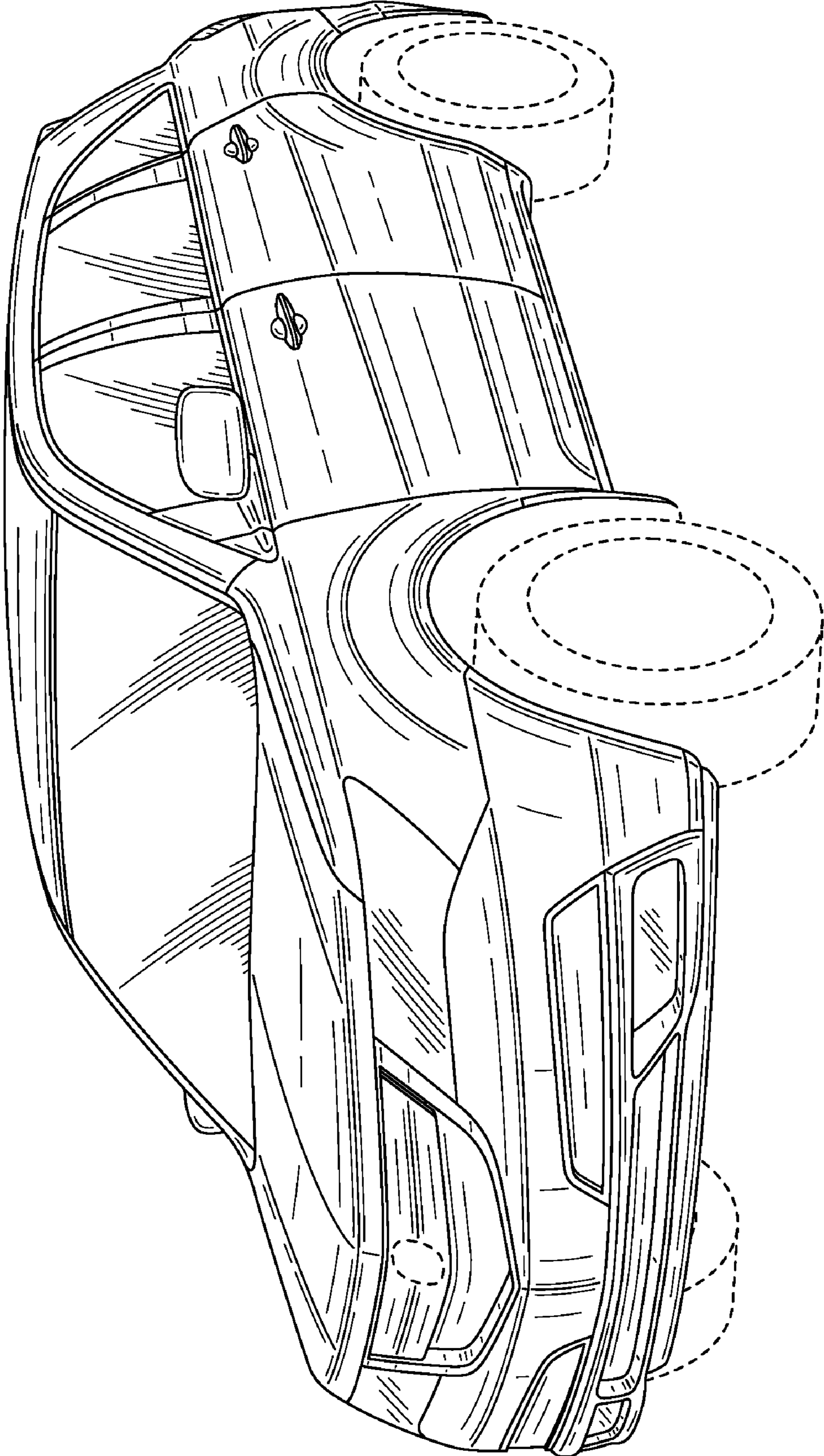


FIG. 1

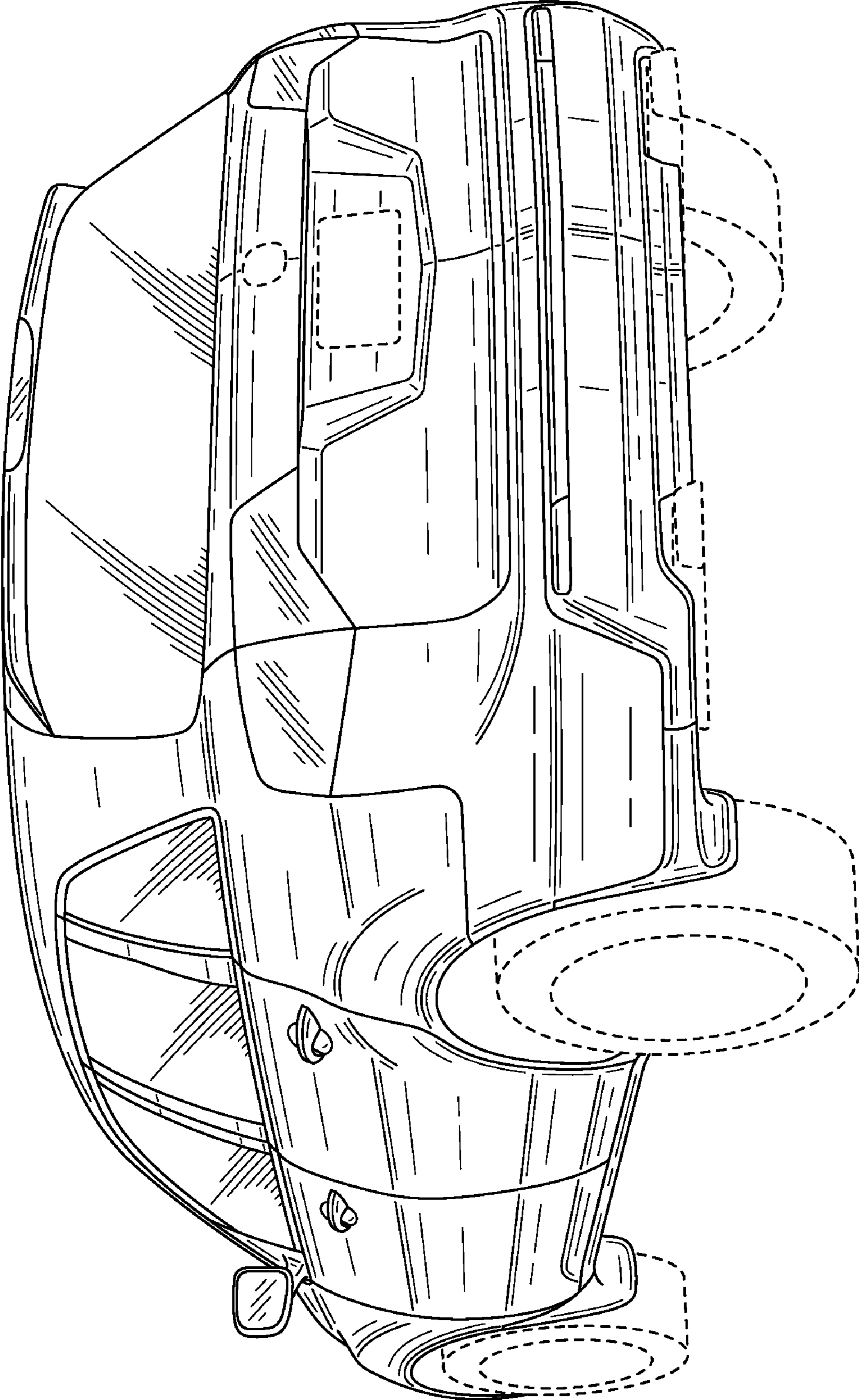


FIG. 2

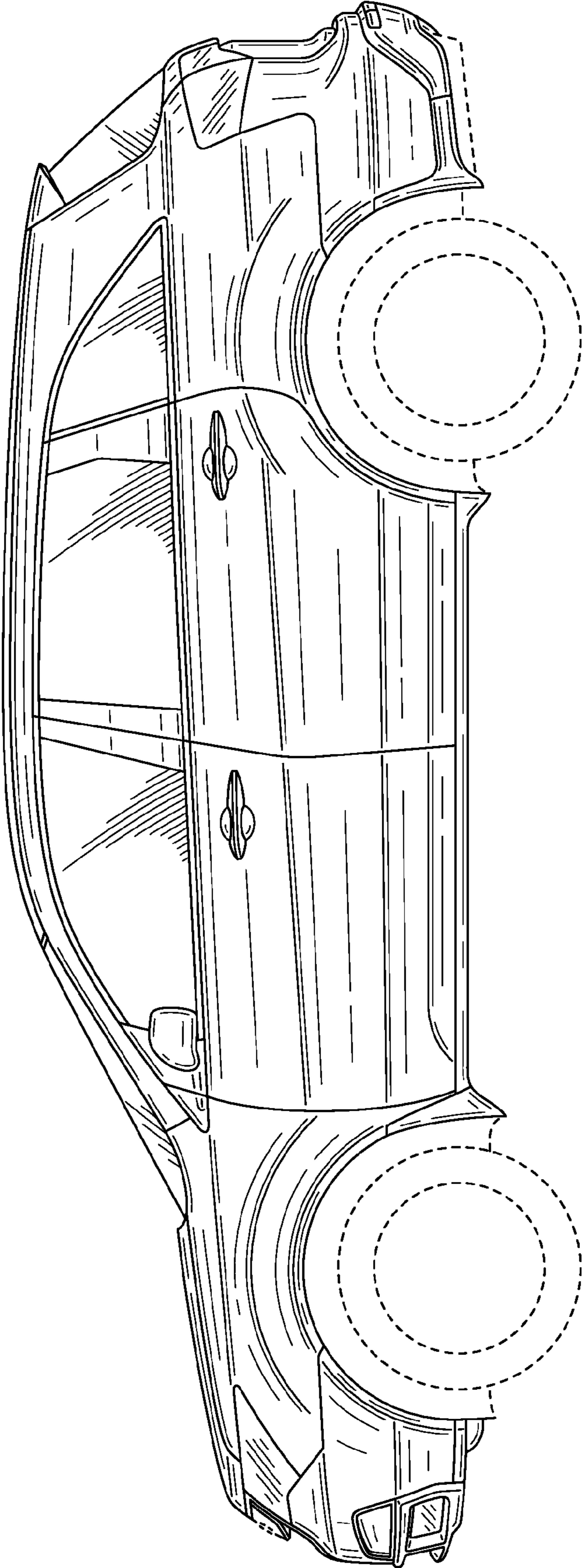


FIG. 3

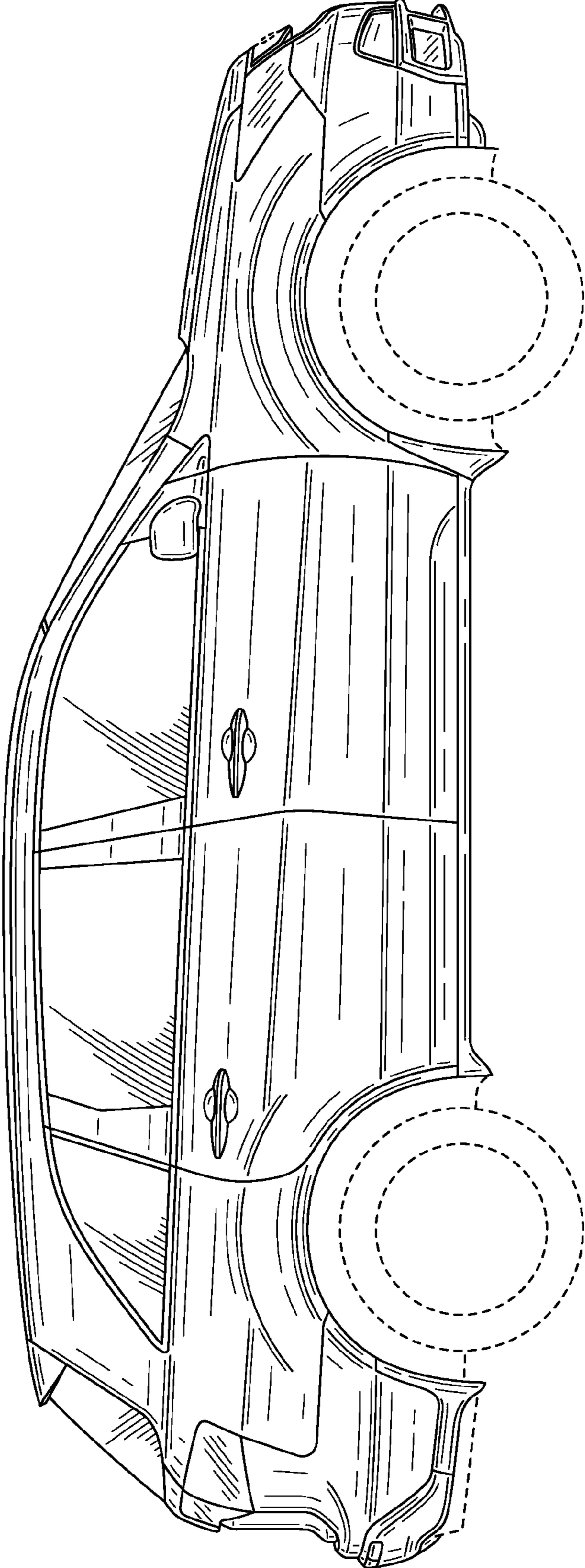


FIG. 4




FIG. 5




FIG. 6

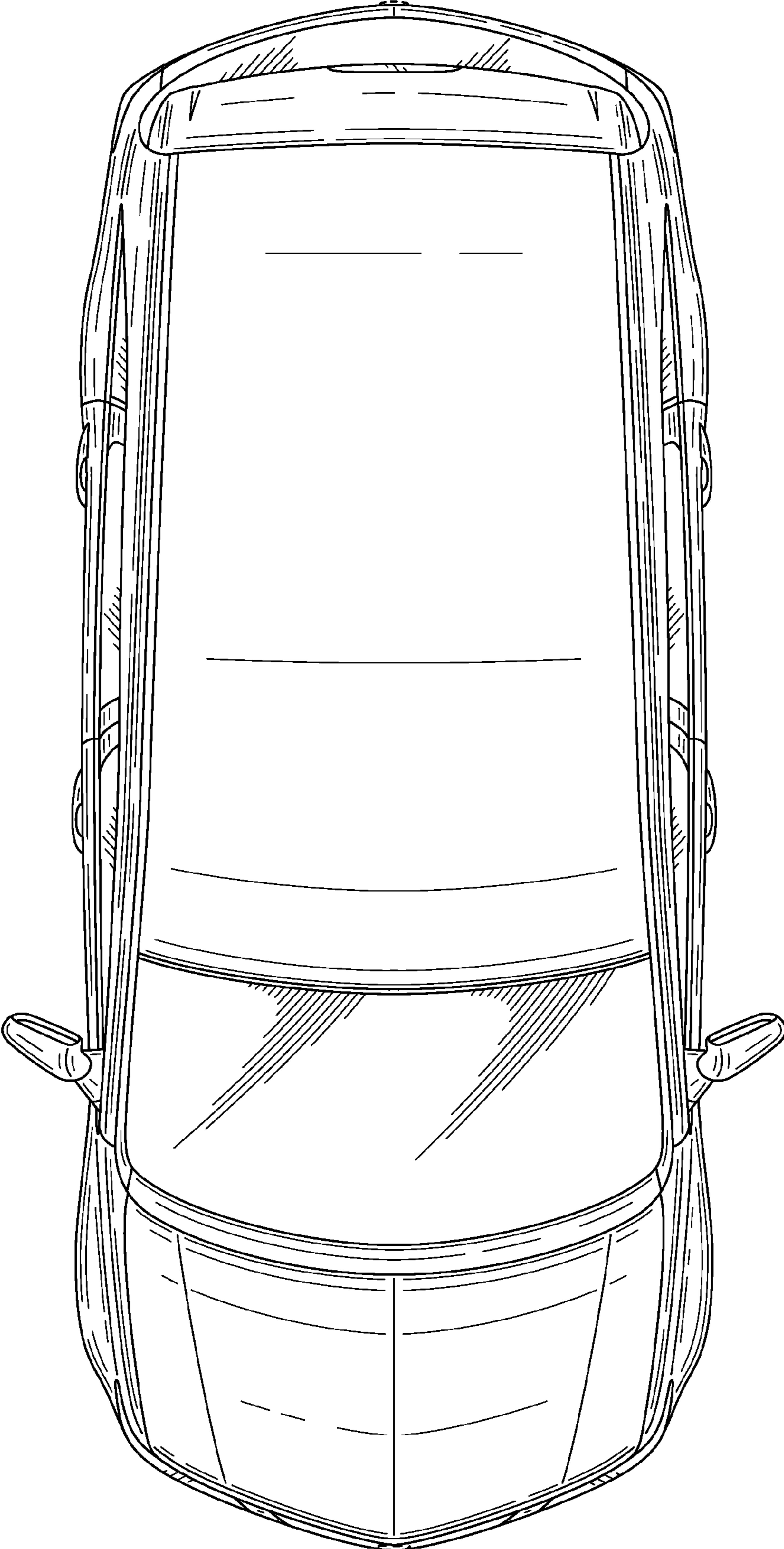


FIG. 7