



US00D619494S

(12) **United States Design Patent**
Schulz

(10) **Patent No.:** **US D619,494 S**

(45) **Date of Patent:** **** Jul. 13, 2010**

(54) **PLANT COVERING**

(75) Inventor: **Rolf Schulz**, Bremen (DE)

(73) Assignee: **Videx Meyer-Lueters GmbH & Co. KG**, Bassum (DE)

(**) Term: **14 Years**

(21) Appl. No.: **29/318,761**

(22) Filed: **May 27, 2008**

(30) **Foreign Application Priority Data**

May 23, 2008 (CA) 126108

(51) **LOC (9) Cl.** **11-05**

(52) **U.S. Cl.** **D11/128; D11/117; D11/127**

(58) **Field of Classification Search** D11/117,
D11/118, 121, 124, 125, 127, 128, 130, 131,
D11/132, 133, 134, 136, 142, 143, 144, 145,
D11/149, 150, 157, 158, 160; 428/7-11,
428/17-20

See application file for complete search history.

(56) **References Cited**

U.S. PATENT DOCUMENTS

D186,410	S	*	10/1959	Collins	D9/617
2,911,025	A	*	11/1959	Paros	206/423
D218,689	S	*	9/1970	Johnson	D11/125
4,304,068	A	*	12/1981	Beder	47/17
D327,234	S	*	6/1992	Vaughn	D11/143
D332,420	S	*	1/1993	Mankey	D11/121
D332,581	S	*	1/1993	Mankey	D11/121
D332,761	S	*	1/1993	Mankey	D11/121
D333,281	S	*	2/1993	Mankey	D11/121

D334,340	S	*	3/1993	Parrish et al.	D9/617
D334,707	S	*	4/1993	Reed et al.	D9/617
D339,764	S	*	9/1993	Reed et al.	D11/125
D340,859	S	*	11/1993	Reed et al.	D9/617
D342,462	S	*	12/1993	Wotton et al.	D11/128
D346,344	S	*	4/1994	Vincent	D11/130
D349,469	S	*	8/1994	Mitchell	D11/130
D361,298	S	*	8/1995	Weder et al.	D11/164
D366,228	S	*	1/1996	Weder et al.	D11/164
D384,174	S	*	9/1997	Smith	D26/25
D415,063	S	*	10/1999	Wims et al.	D11/121
D422,239	S	*	4/2000	Deslaurier	D11/145
D430,062	S	*	8/2000	Thomas	D11/118

* cited by examiner

Primary Examiner—Stella M Reid

Assistant Examiner—Elizabeth J Oswecki

(74) *Attorney, Agent, or Firm*—Fish & Richardson P.C.

(57) **CLAIM**

The ornamental design for a plant covering, substantially as shown and described.

DESCRIPTION

FIG. 1 is a front view of a plant covering showing my new design.

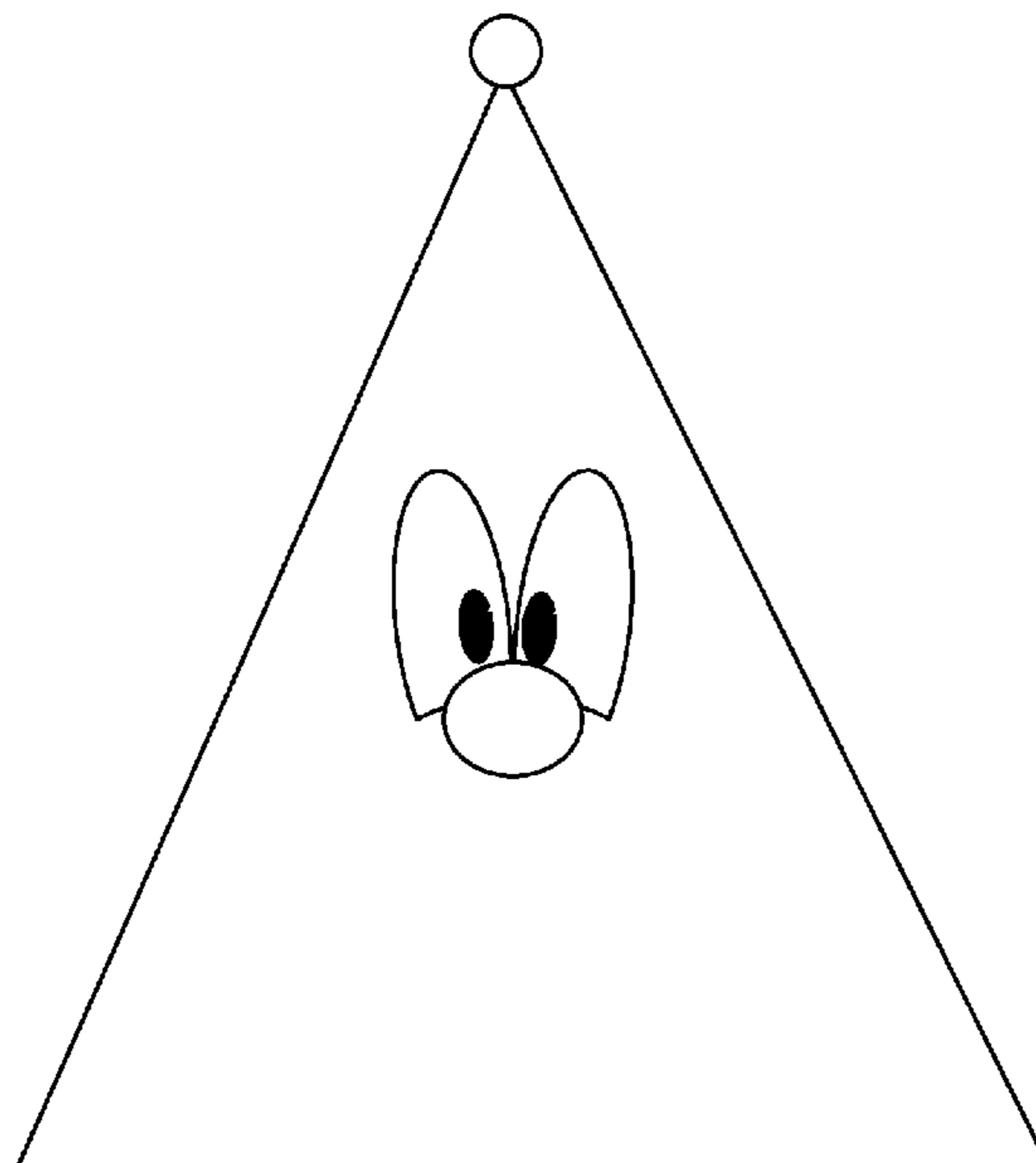
FIG. 2 is an alternate view of a plant covering shown in FIG. 1 with a widened base;

FIG. 3 is a front view thereof shown in use, the broken lines indicate a pot or stand for a plant, which does not form part of the claimed design.

FIG. 4 is a back view thereof shown in use; and,

FIG. 5 is a side view thereof shown in use.

1 Claim, 3 Drawing Sheets



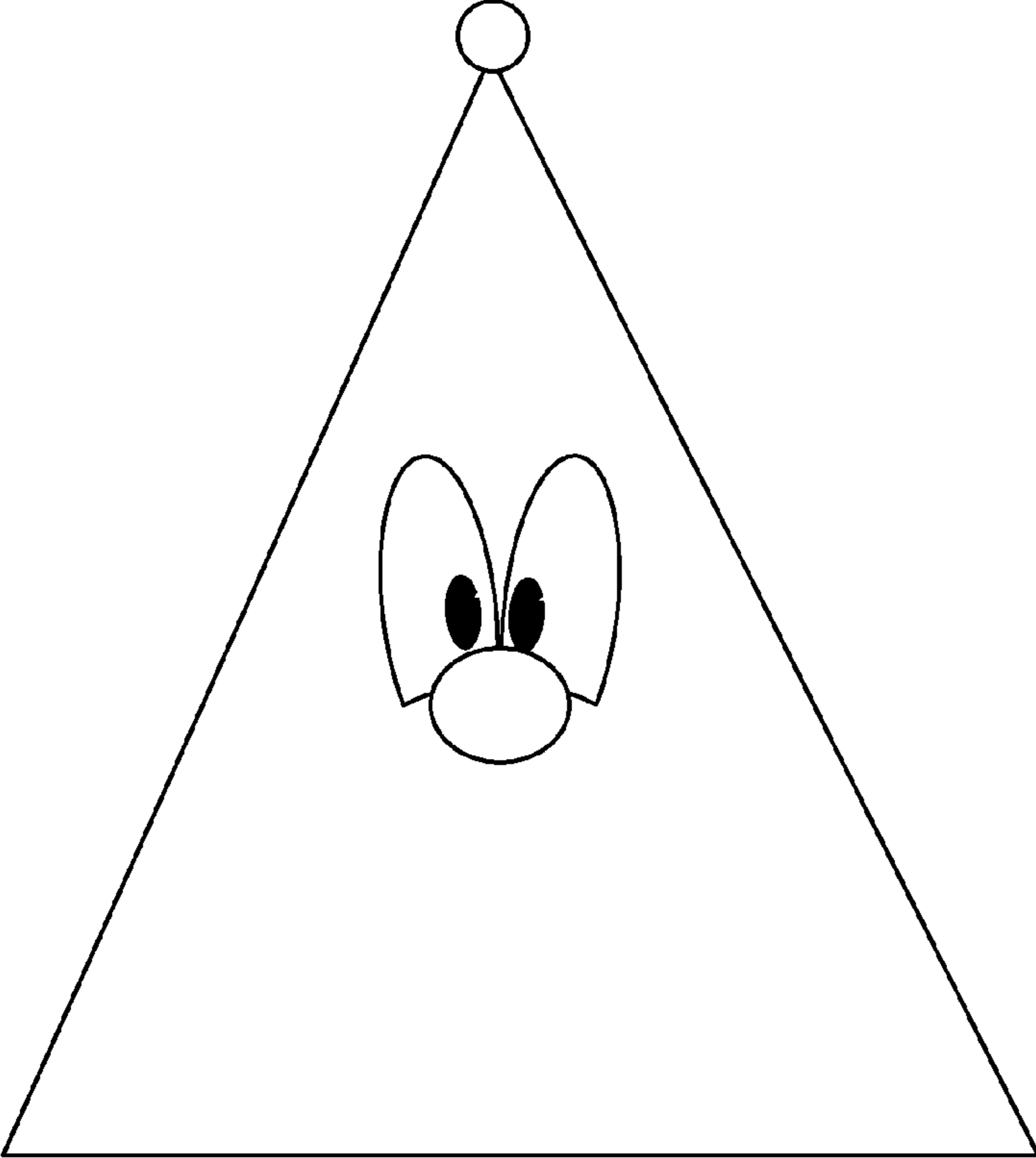


FIG. 1

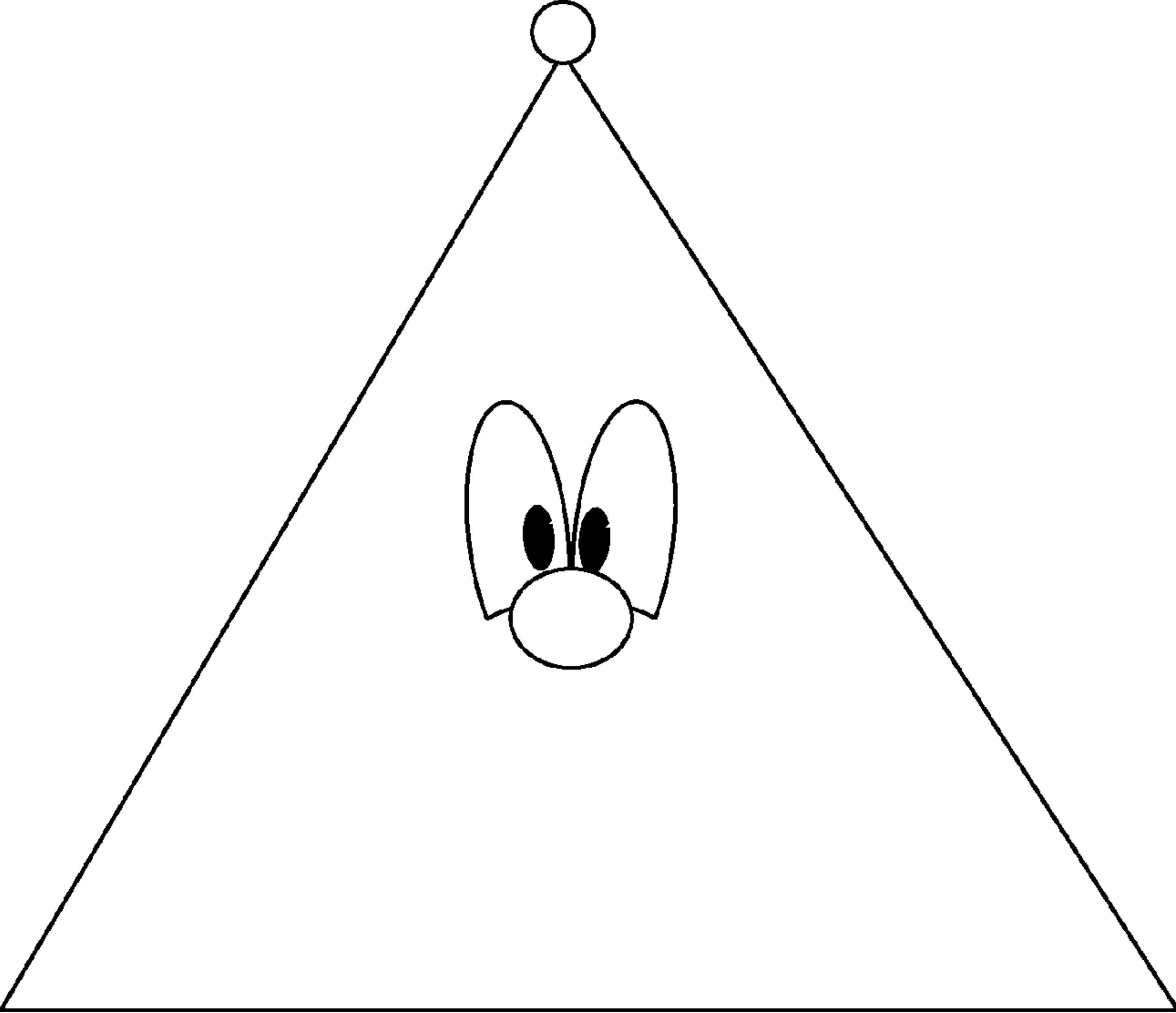


FIG. 2




FIG. 3

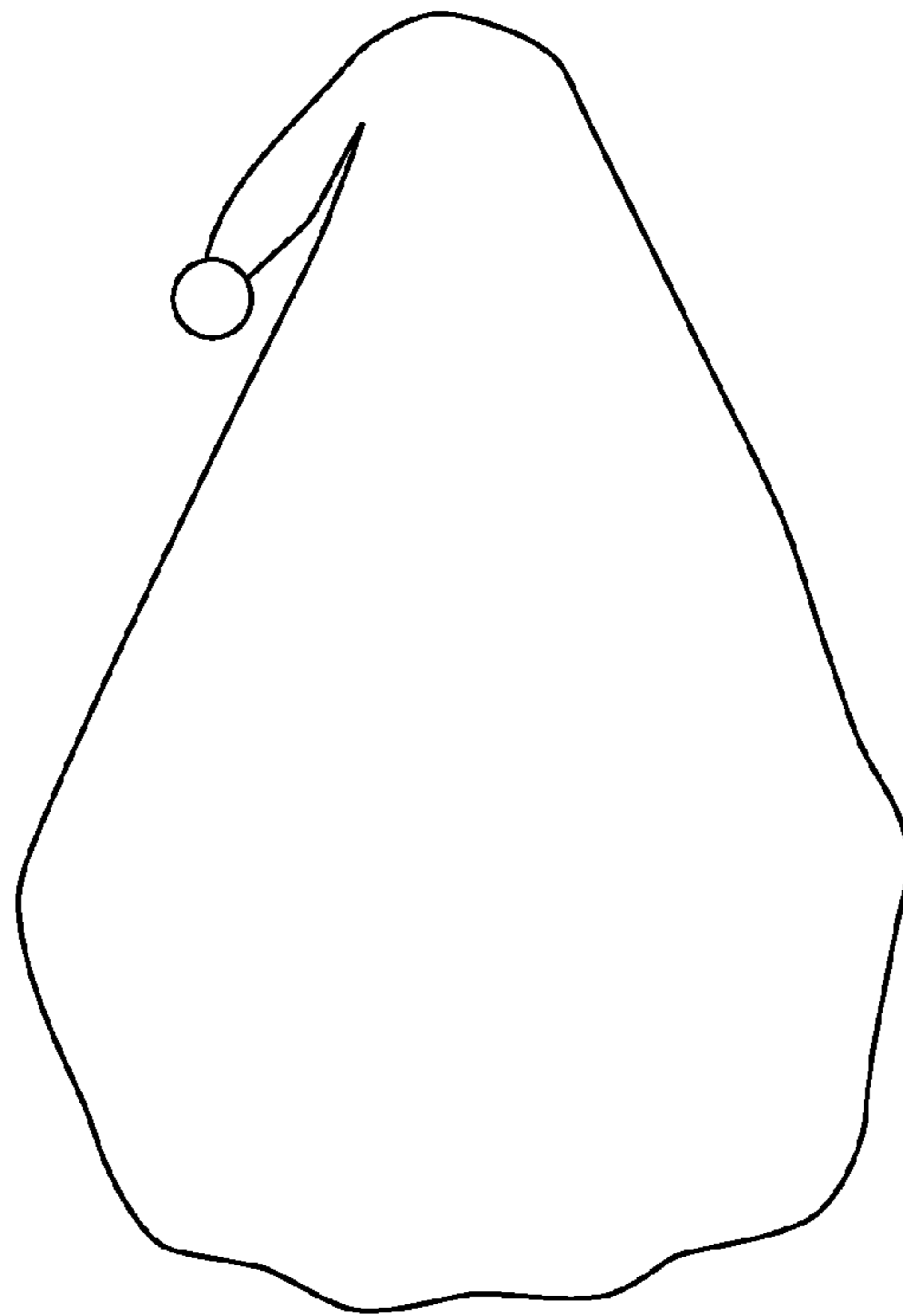


FIG. 4

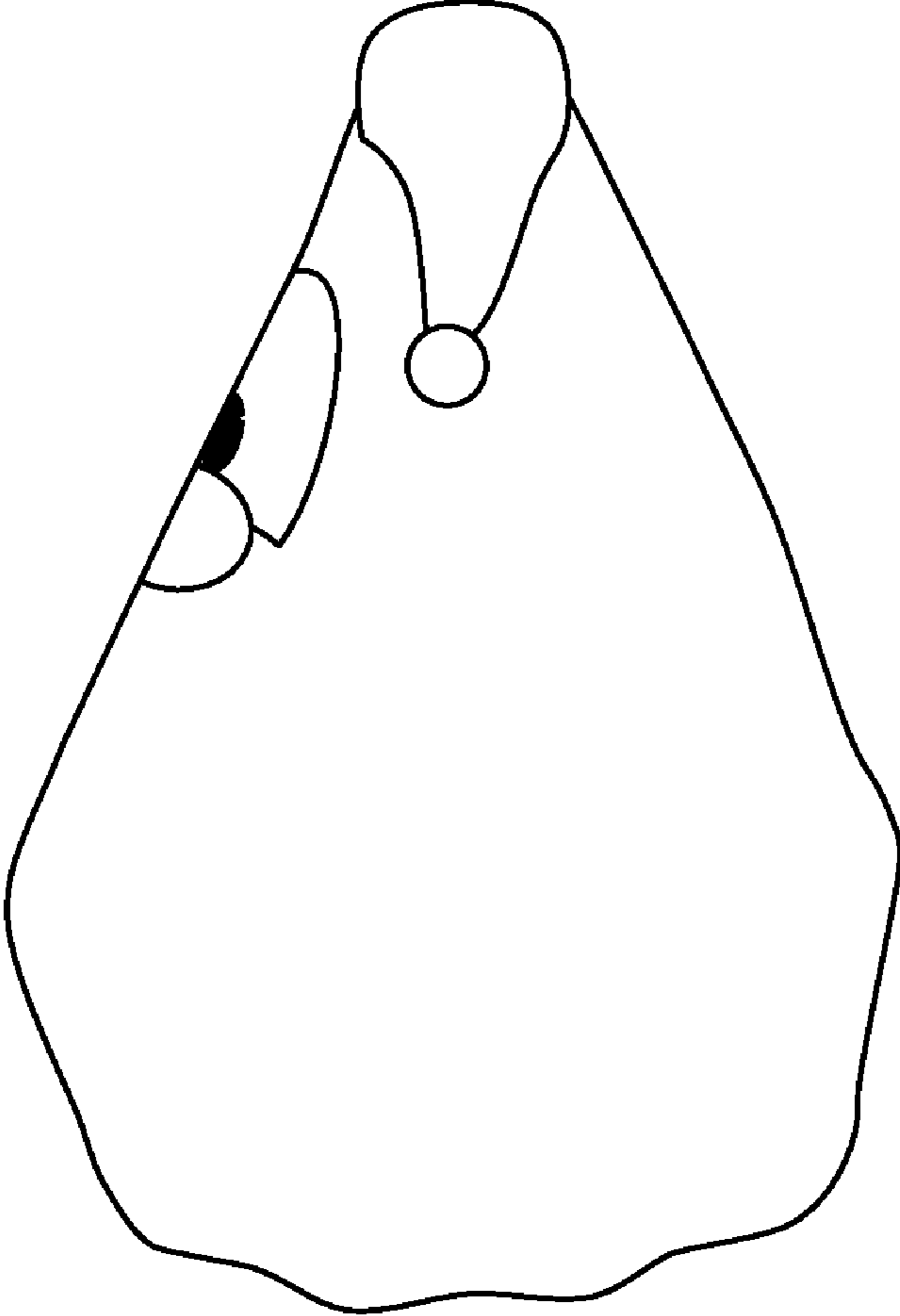


FIG. 5