



US00D619488S

(12) **United States Design Patent**  
**Gruosi**

(10) **Patent No.:** **US D619,488 S**  
(45) **Date of Patent:** **\*\* Jul. 13, 2010**

(54) **EARRING**

(75) Inventor: **Fawaz Gruosi**, Pragins (CH)

(73) Assignee: **De Grisogono S.A.**, Plan-Les-Ouates (CH)

(\*\*) Term: **14 Years**

(21) Appl. No.: **29/325,585**

(22) Filed: **Oct. 2, 2008**

(30) **Foreign Application Priority Data**

Apr. 2, 2008 (CH) ..... 135021

(51) **LOC (9) Cl.** ..... **11-02**

(52) **U.S. Cl.** ..... **D11/43**

(58) **Field of Classification Search** ..... D11/40-48;  
63/12, 13, 14.1-14.8

See application file for complete search history.

(56) **References Cited**

**U.S. PATENT DOCUMENTS**

169,940 A \* 11/1875 Alden ..... 63/13

D128,831 S \* 8/1941 Silson ..... D11/44  
D161,042 S \* 11/1950 Philippe ..... D11/45  
D346,343 S \* 4/1994 Haugh ..... D11/44  
D567,133 S \* 4/2008 Crawford ..... D11/44

\* cited by examiner

*Primary Examiner*—Cathron C Brooks

*Assistant Examiner*—Melanie Levy

(74) *Attorney, Agent, or Firm*—Venable, Campillo, Logan & Meaney, P.C.

(57) **CLAIM**

The ornamental design for an earring, as shown and described.

**DESCRIPTION**

FIG. 1 is a front and left side perspective view of an earring showing my new design;

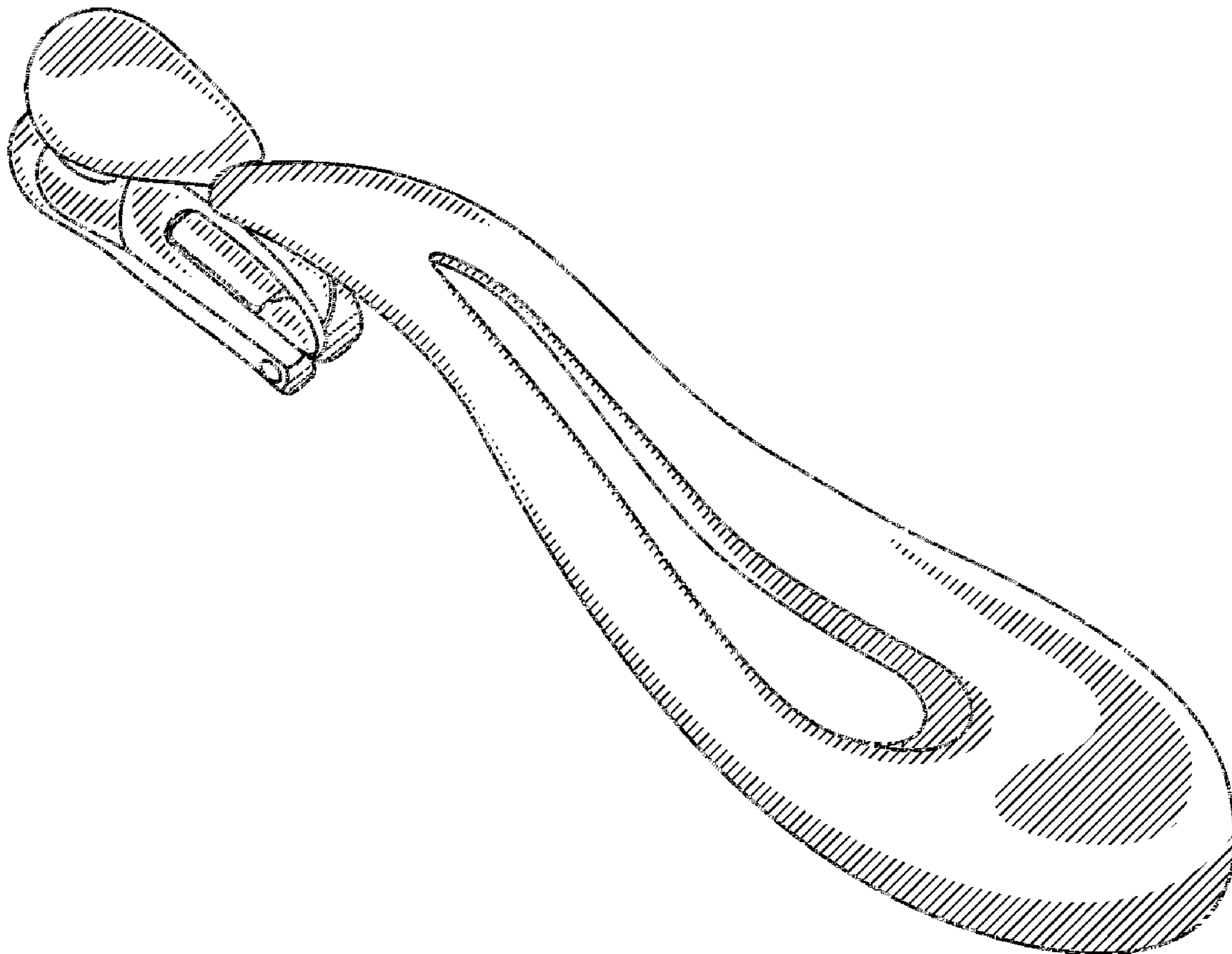
FIG. 2 is a front and right side perspective view thereof;

FIG. 3 is a front perspective view thereof;

FIG. 4 is a rear perspective view thereof; and,

FIG. 5 is a right side view thereof.

**1 Claim, 5 Drawing Sheets**



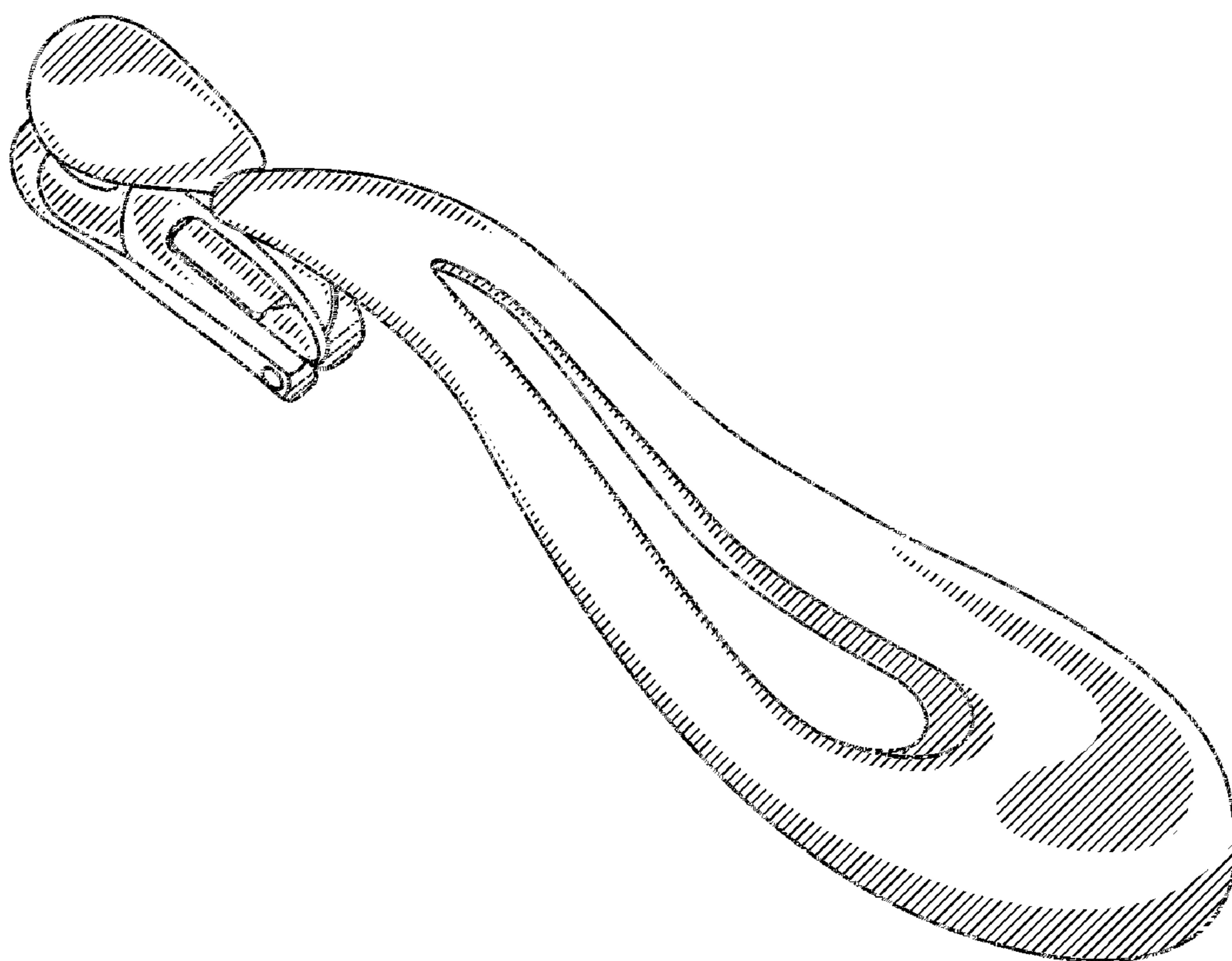


Fig. 1

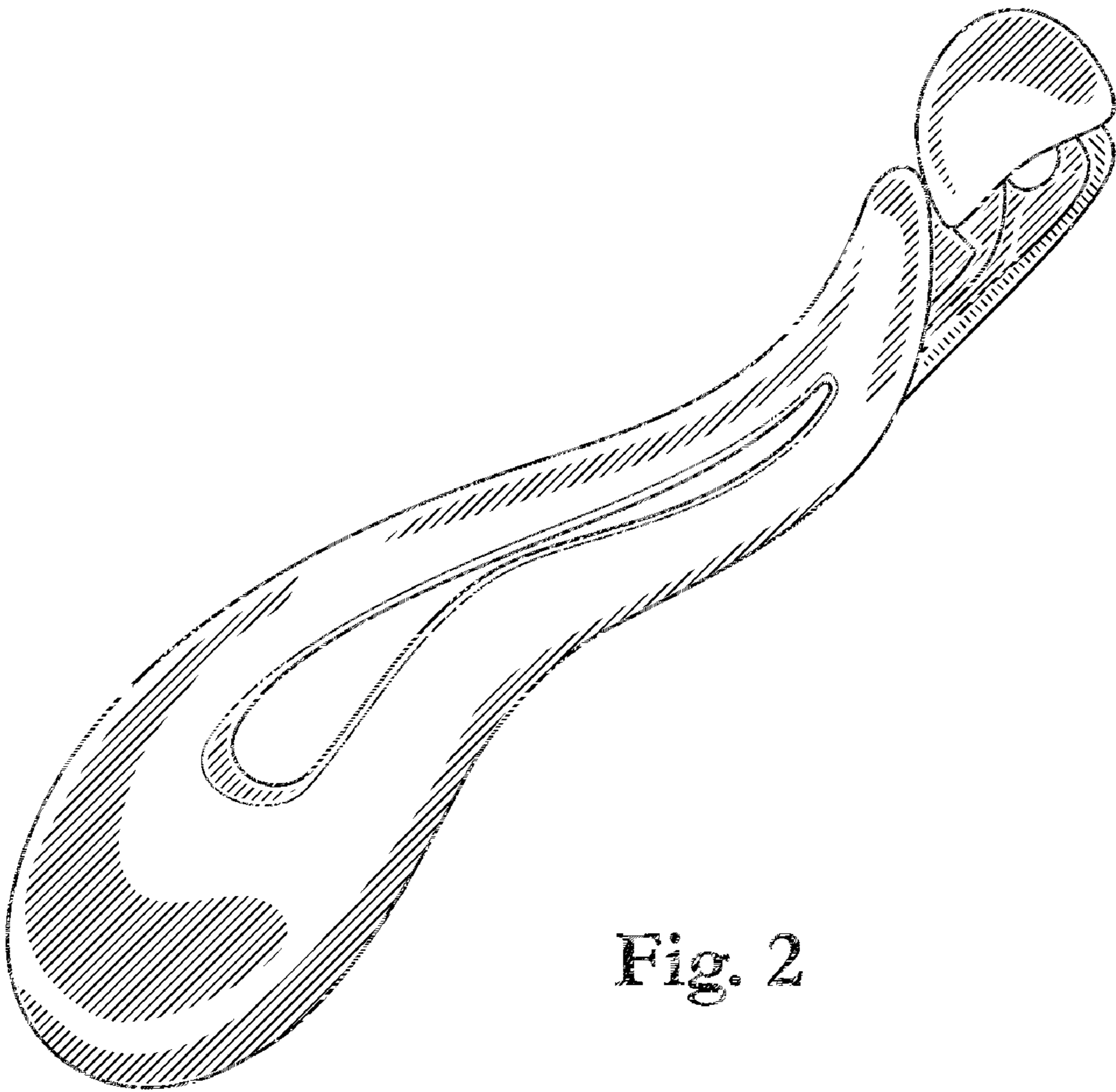


Fig. 2




Fig. 3

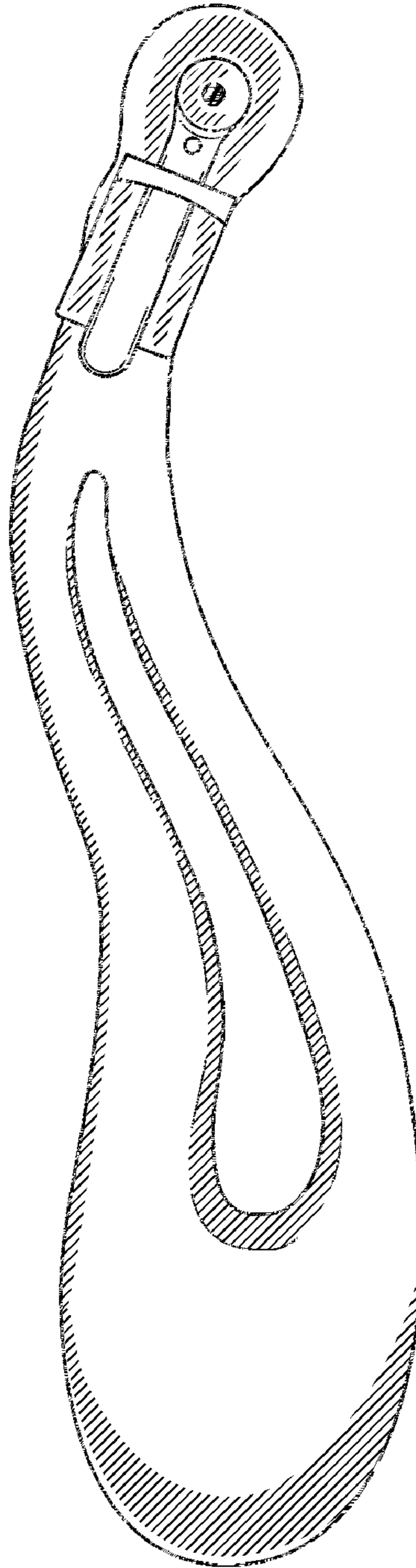


Fig. 4

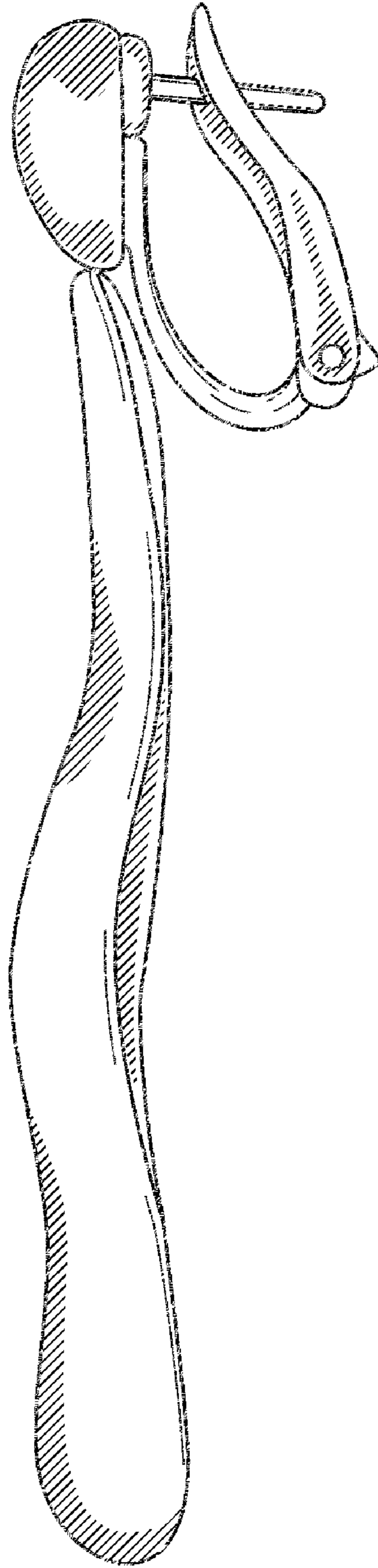


Fig. 5