



US00D619478S

(12) **United States Design Patent**
Drewnowski et al.

(10) **Patent No.:** **US D619,478 S**
(45) **Date of Patent:** **** Jul. 13, 2010**

(54) **TAMPON WRAPPER**
(75) Inventors: **Wojtek Drewnowski**, Richmond, VA (US); **Peter Preisner**, Quinton, VA (US)

6,478,763 B1 11/2002 Simonsen et al. 602/79
D478,276 S * 8/2003 Mobs et al. D9/707
D489,606 S * 5/2004 Lofman D9/707

(73) Assignee: **Playtex Products, Inc.**, Shelton, CT (US)

(Continued)

(**) Term: **14 Years**

OTHER PUBLICATIONS

(21) Appl. No.: **29/351,392**

“35mL Fluorescent Red Ink Cartridge for Pitney Bowes DM100i/DM200L Reorder No. 793-5 Pitney Bowes Stamford, Connecticut 06926-0700”, 2006.

(22) Filed: **Dec. 4, 2009**

(51) **LOC (9) Cl.** **09-05**

Primary Examiner—Caron Veynar

(52) **U.S. Cl.** **D9/707**

Assistant Examiner—Abraham Bahta

(58) **Field of Classification Search** D9/702–714,
D9/414–415, 430–433, 419, 424, 426, 643,
D9/734, 761; D3/203.5; 206/223, 225, 260,
206/271–273, 390, 438, 449, 484, 527, 784,
206/820; 222/107, 129; D24/118; D27/183;
D7/631; 229/87.05, 87.03, 87.14, 87.08,
229/87.01; 426/106, 108, 112

(74) *Attorney, Agent, or Firm*—Ohlandt, Greeley, Ruggiero & Perle, L.L.P.

See application file for complete search history.

(57) **CLAIM**

The ornamental design for a tampon wrapper, as shown and described.

(56) **References Cited**

DESCRIPTION

U.S. PATENT DOCUMENTS

2,106,748 A	2/1938	Karnes et al.	229/87.05
D156,948 S *	1/1950	Fisher	D9/426
3,291,377 A	12/1966	Eggen	426/122
3,566,752 A	3/1971	Dreher	93/1
4,881,644 A	11/1989	Norquest et al.	206/363
5,084,038 A	1/1992	Sheldon et al.	604/358
5,407,611 A	4/1995	Wilhoit et al.	264/22
5,442,897 A	8/1995	Hinzmann et al.	53/449
5,489,060 A	2/1996	Godard	229/87.05
5,520,764 A	5/1996	Toney et al.	156/244.17
5,698,217 A	12/1997	Wilking	424/448
D394,605 S *	5/1998	Skiba et al.	D9/709
5,964,741 A	10/1999	Moder et al.	604/358
5,986,165 A	11/1999	Moder et al.	604/358
6,110,092 A	8/2000	Focke et al.	493/375
6,131,374 A	10/2000	Bois	53/451
6,342,258 B1	1/2002	Berings et al.	426/79
6,352,364 B1	3/2002	Möbs	383/200

FIG. 1 is a front perspective view of a tampon wrapper showing our new design;

FIG. 2 is a rear perspective view of the tampon wrapper of FIG. 1;

FIG. 3 is a front view of the tampon wrapper of FIG. 1;

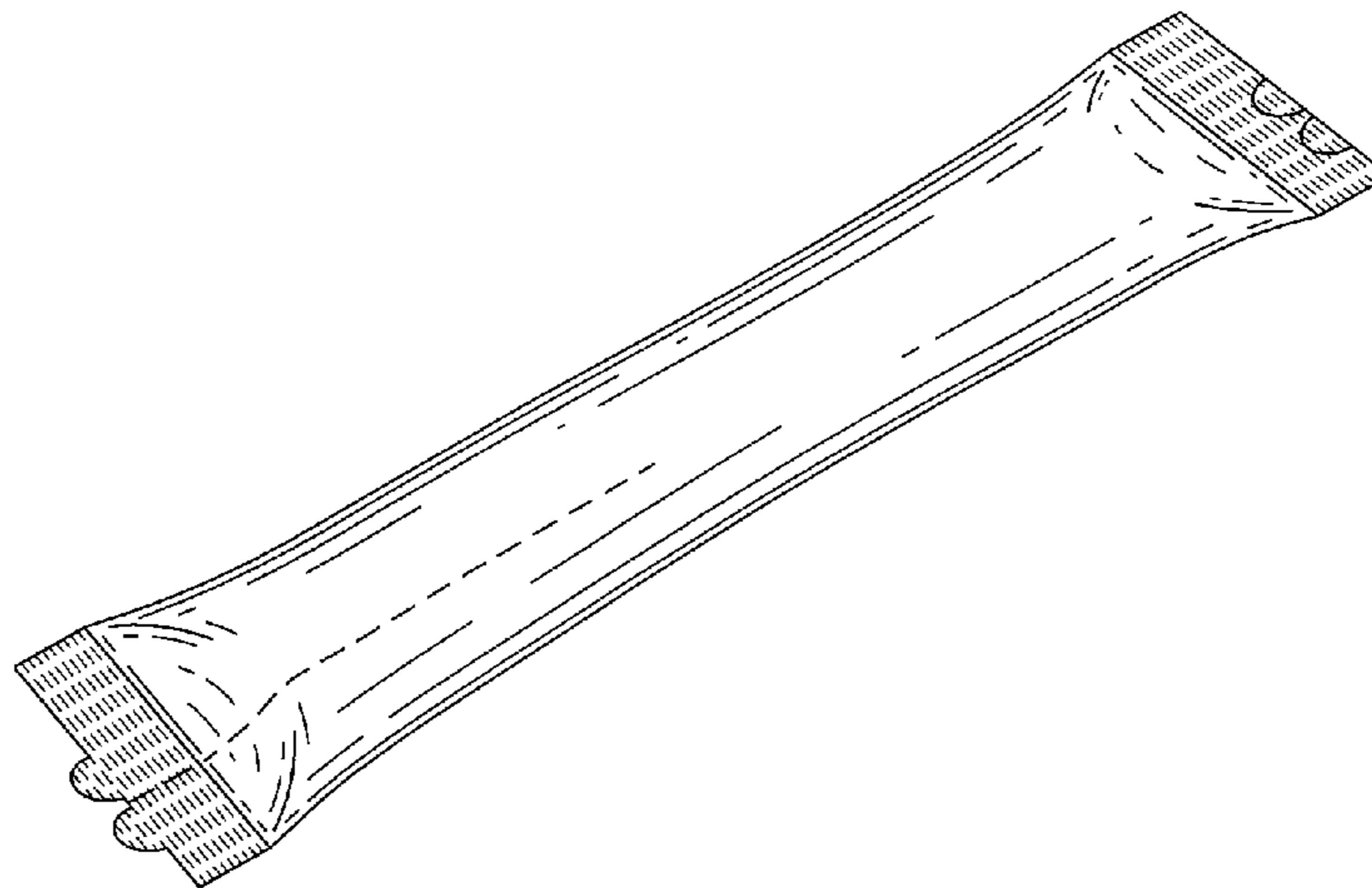
FIG. 4 is a rear view of the tampon wrapper of FIG. 1;

FIG. 5 is a first side view of the tampon wrapper of FIG. 1; and,

FIG. 6 is a second, opposite side view of the tampon wrapper of FIG. 1.

The broken lines in the drawings illustrating environmental structure or boundaries that form no part of the claimed design.

1 Claim, 4 Drawing Sheets



US D619,478 S

Page 2

U.S. PATENT DOCUMENTS

6,955,665	B2	10/2005	Domeier et al.	604/385.02	7,422,105	B2	9/2008	Loyd et al.	206/438
7,065,939	B2	6/2006	Wasson et al.	53/450	7,434,371	B2	10/2008	Stivani et al.	53/412
7,073,666	B2	7/2006	Arndt	206/524.8	D580,784	S *	11/2008	Kila	D9/709
7,101,358	B2	9/2006	Domeier et al.	604/385.02	D602,376	S *	10/2009	Coulson	D9/707
D529,378	S *	10/2006	Spencer et al.	D9/433	D606,876	S *	12/2009	Grullon	D9/643
D567,647	S *	4/2008	Reda	D9/415	2004/0112779	A1	6/2004	Arndt	206/363
D568,762	S *	5/2008	Keberlein	D9/734	2006/0113361	A1	6/2006	Aeschlimann et al. ...	229/87.05
					2008/0135428	A1	6/2008	Tallier	206/264

* cited by examiner

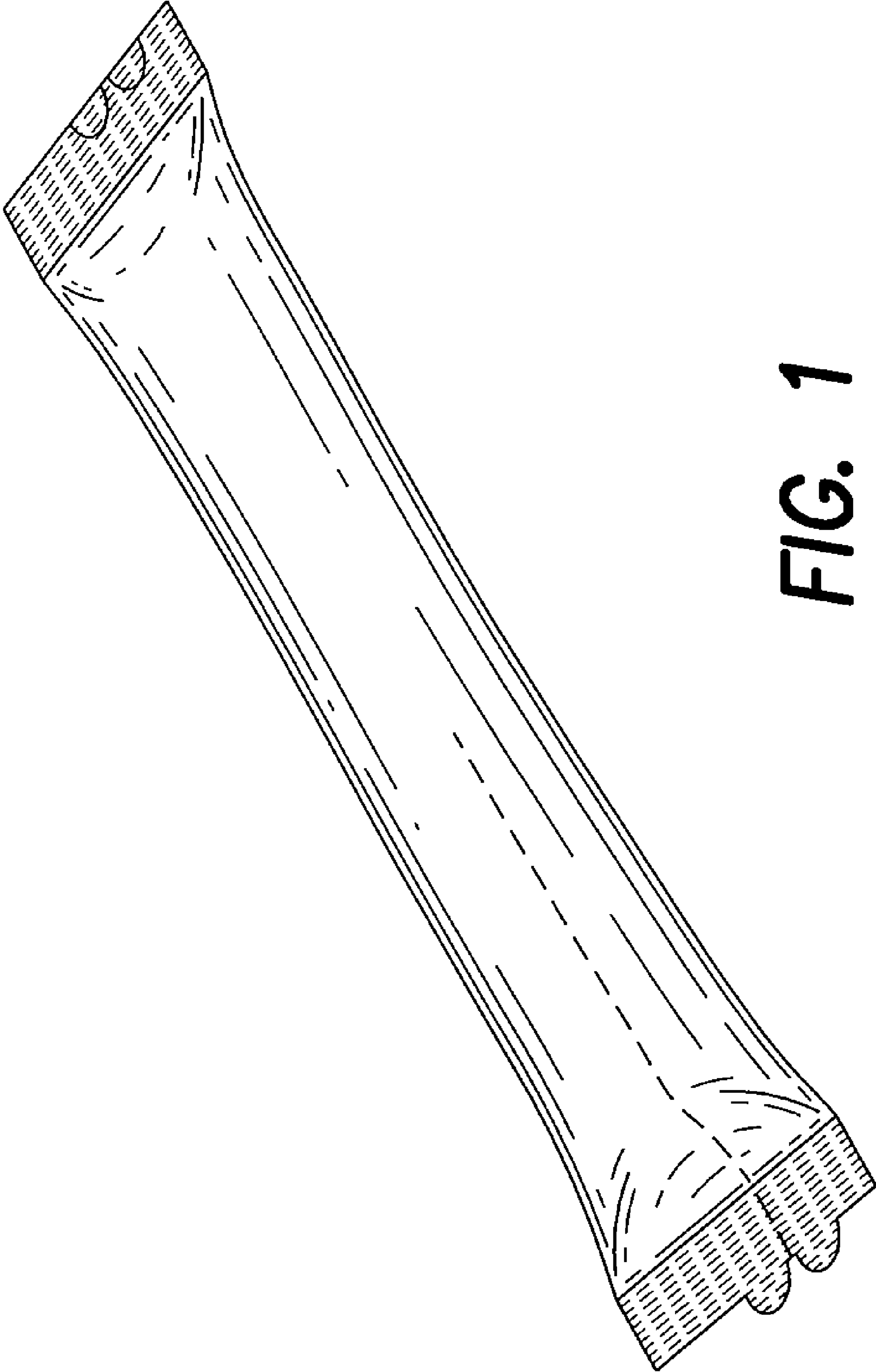


FIG. 1

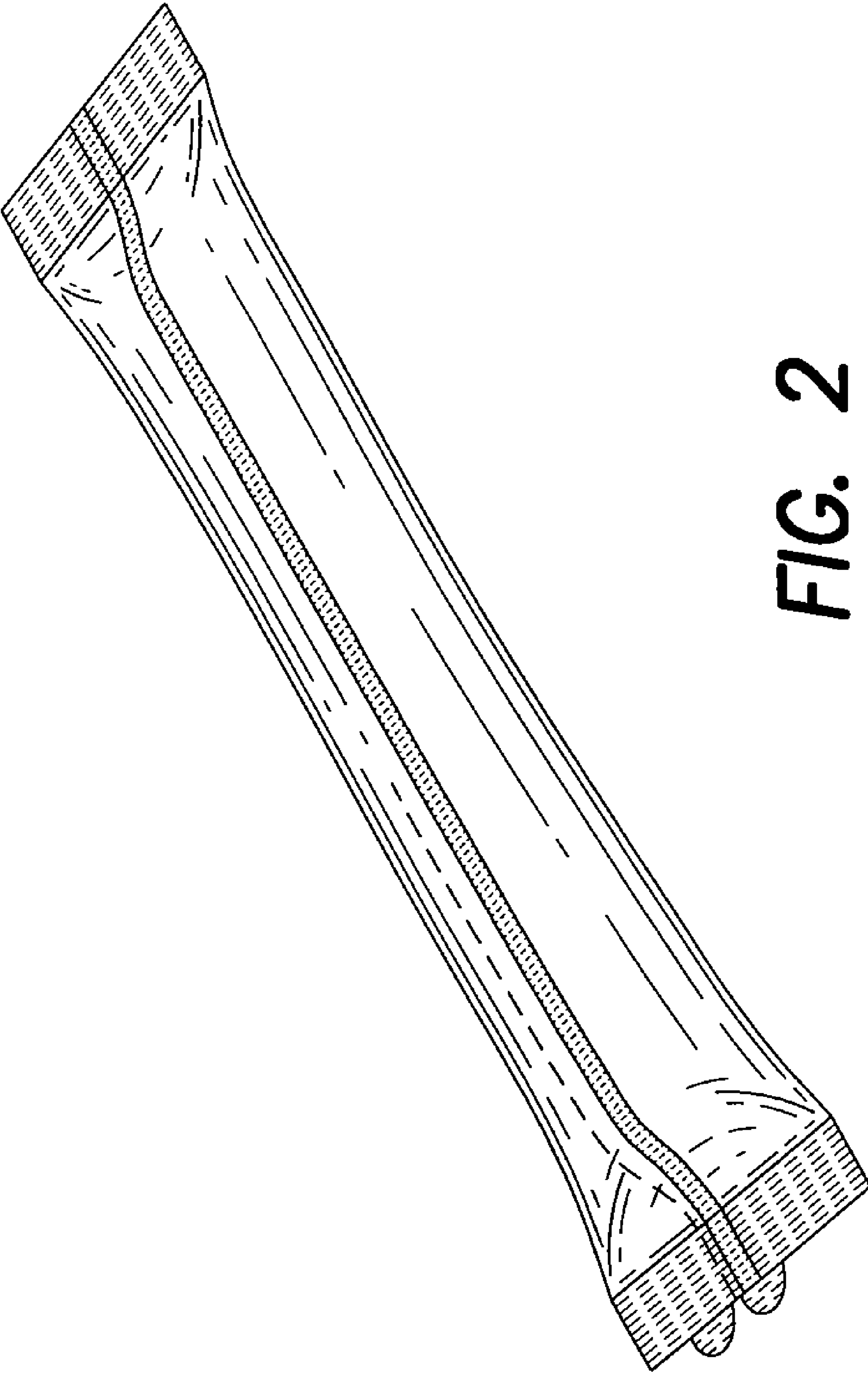


FIG. 2

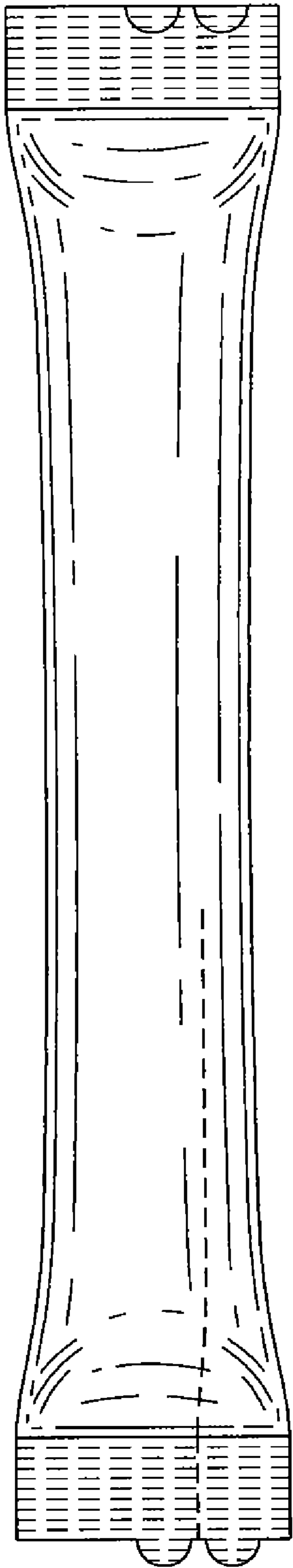


FIG. 3

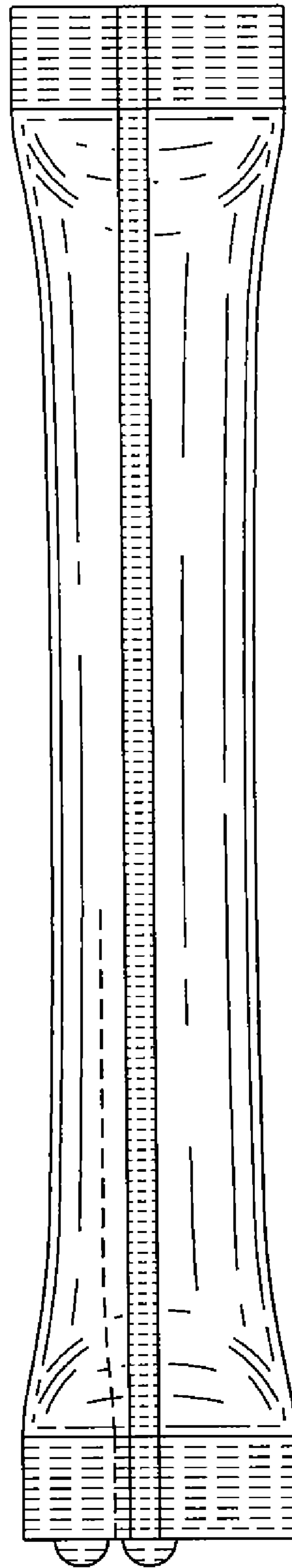


FIG. 4




FIG. 5




FIG. 6