



US00D619472S

(12) **United States Design Patent**
Papiernik

(10) **Patent No.:** **US D619,472 S**
(45) **Date of Patent:** **** Jul. 13, 2010**

(54) **FLASK FOR PERFUMERY PRODUCTS**

(75) Inventor: **Elie Papiernik**, Paris (FR)

(73) Assignee: **Parfums Givenchy**, Levallois Perret (FR)

(**) Term: **14 Years**

(21) Appl. No.: **29/336,896**

(22) Filed: **May 12, 2009**

(30) **Foreign Application Priority Data**

Nov. 13, 2008 (FR) 08/5048

(51) **LOC (9) Cl.** **09-01**

(52) **U.S. Cl.** **D9/556; D9/554; D9/558;**
D9/454

(58) **Field of Classification Search** D9/635,
D9/682, 686-694, 516, 521, 529, 537-543,
D9/545-546, 549, 554, 556-558, 567, 569-570,
D9/572-575; 215/382-384; D7/509-511,
D7/514

See application file for complete search history.

(56) **References Cited**

U.S. PATENT DOCUMENTS

D7,606 S *	8/1874	Gruning	D9/545
D18,685 S *	10/1888	Atterbury	D9/635
D65,872 S *	10/1924	Singer	D9/556
D78,729 S *	6/1929	Coster	D9/569 X
D102,910 S *	1/1937	Lorenzen	D9/556
D116,498 S *	9/1939	Rubin	D9/542
D195,652 S *	7/1963	Sterges	D9/556
D200,498 S *	3/1965	Guerlain	D9/529 X
D206,830 S *	1/1967	Marchant	D9/542
D208,171 S *	7/1967	Marchant	D9/556
D213,545 S *	3/1969	Koenigsberg	D9/529

D332,051 S *	12/1992	Kinslow et al.	D9/540 X
D403,245 S *	12/1998	Martin	D9/556
D469,697 S *	2/2003	Herrin et al.	D9/539
D549,103 S *	8/2007	Kueth et al.	D9/538
D565,959 S *	4/2008	Hadtke	D9/541
D572,145 S *	7/2008	Knapp et al.	D9/635

* cited by examiner

Primary Examiner—Carol Rademaker

(74) *Attorney, Agent, or Firm*—Stites & Harbison PLLC;
Douglas E. Jackson

(57) **CLAIM**

The ornamental design for a flask for perfumery products, as shown and described.

DESCRIPTION

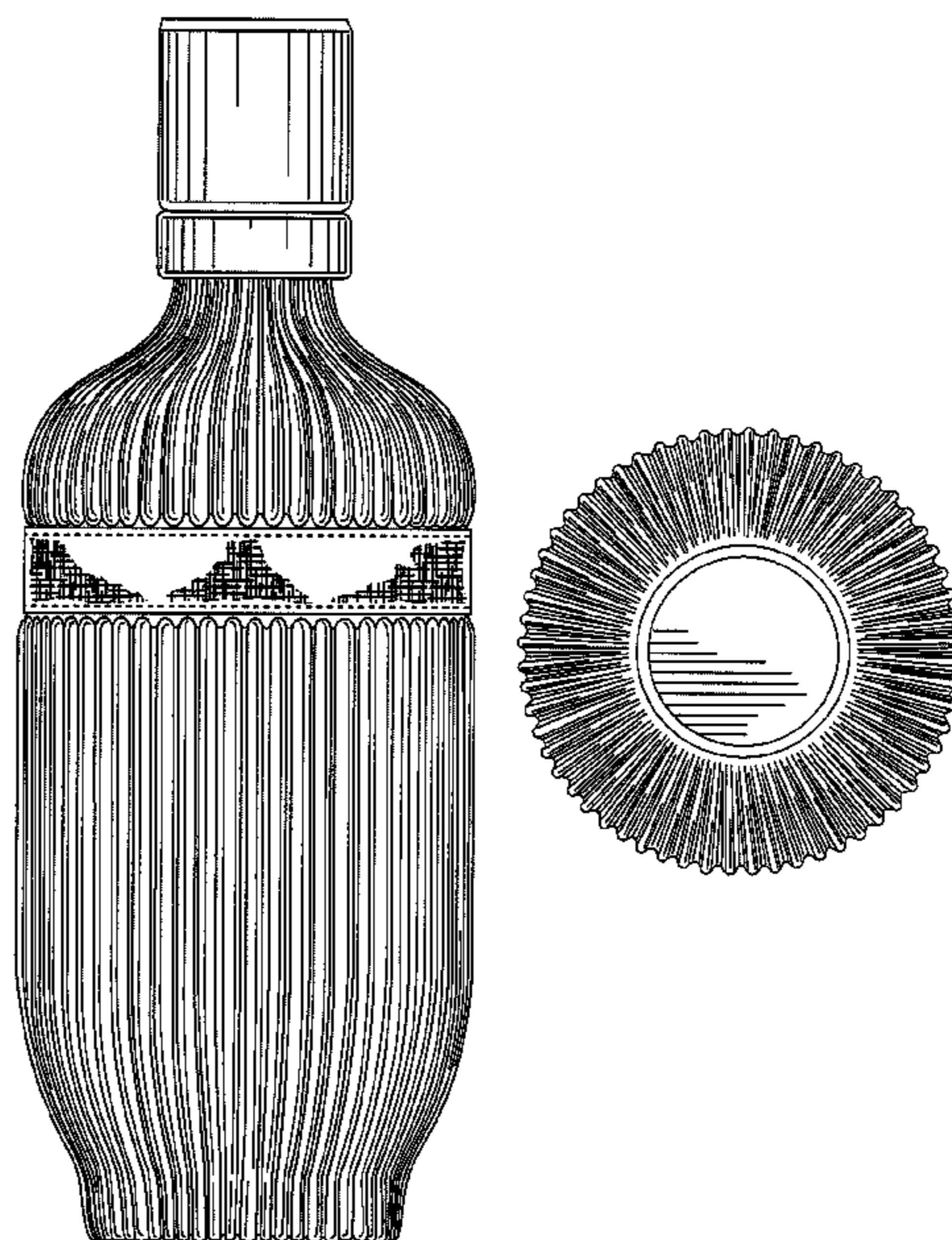
FIG. 1 is a front elevational view of the present invention;
FIG. 2 is a right side elevational view thereof, the left side elevational view being identical;
FIG. 3 is a top plan view thereof;
FIG. 4 is a bottom plan view thereof; and,
FIG. 5 is a top, front perspective view thereof, shown at an enlarged scale.

The broken line shown on the FIG. 4 bottom plan view represents the bottom boundary of the claimed design and forms no part of the claimed design.

The broken lines shown at the upper and lower edges of the horizontal band on the upper sidewall of the claimed design represent stitching lines.

The cross-hatched shading shown on the horizontal band on the upper sidewall of the claimed design represents a contrasting material.

1 Claim, 4 Drawing Sheets



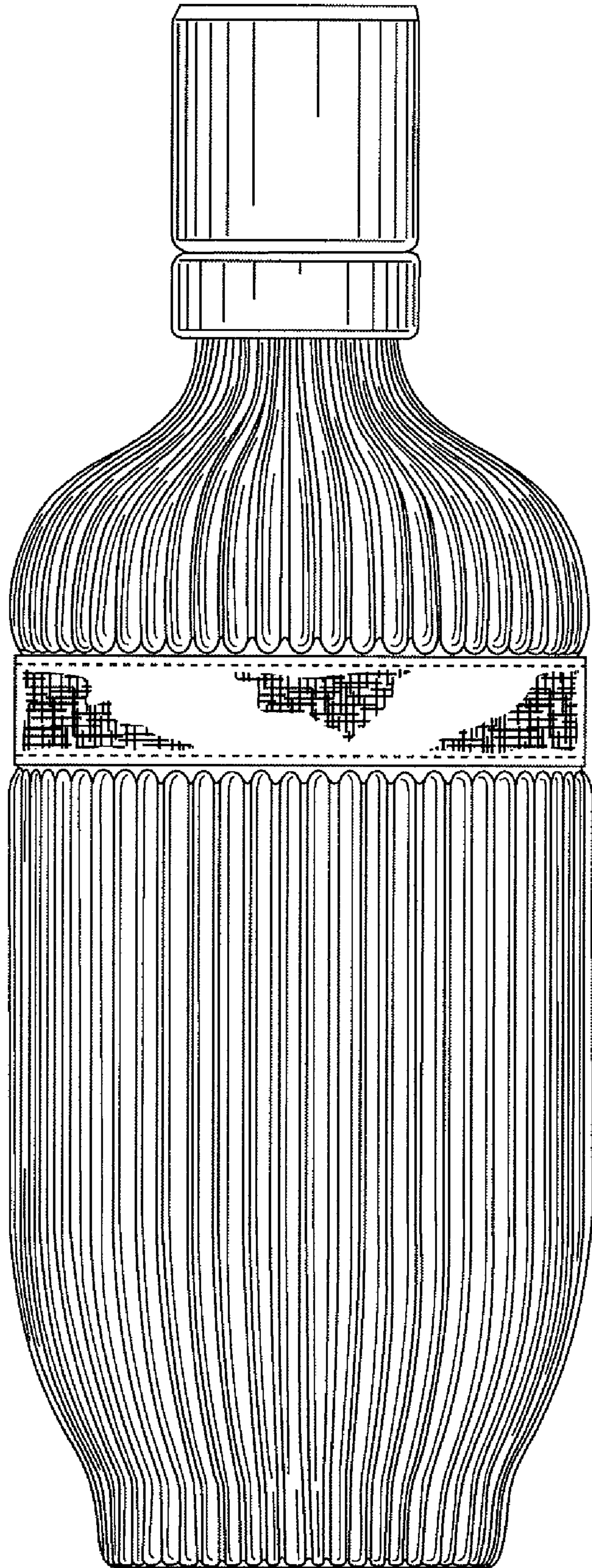


FIG. 1

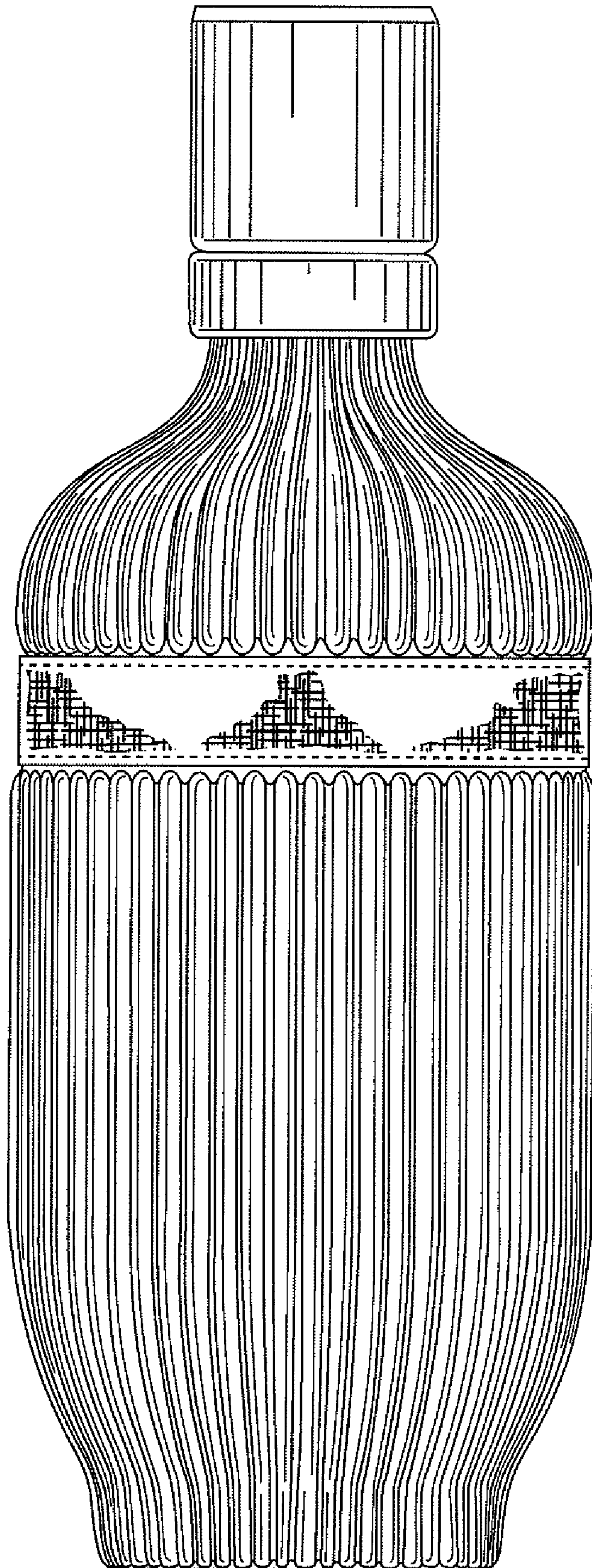


FIG. 2




FIG. 3




FIG. 4

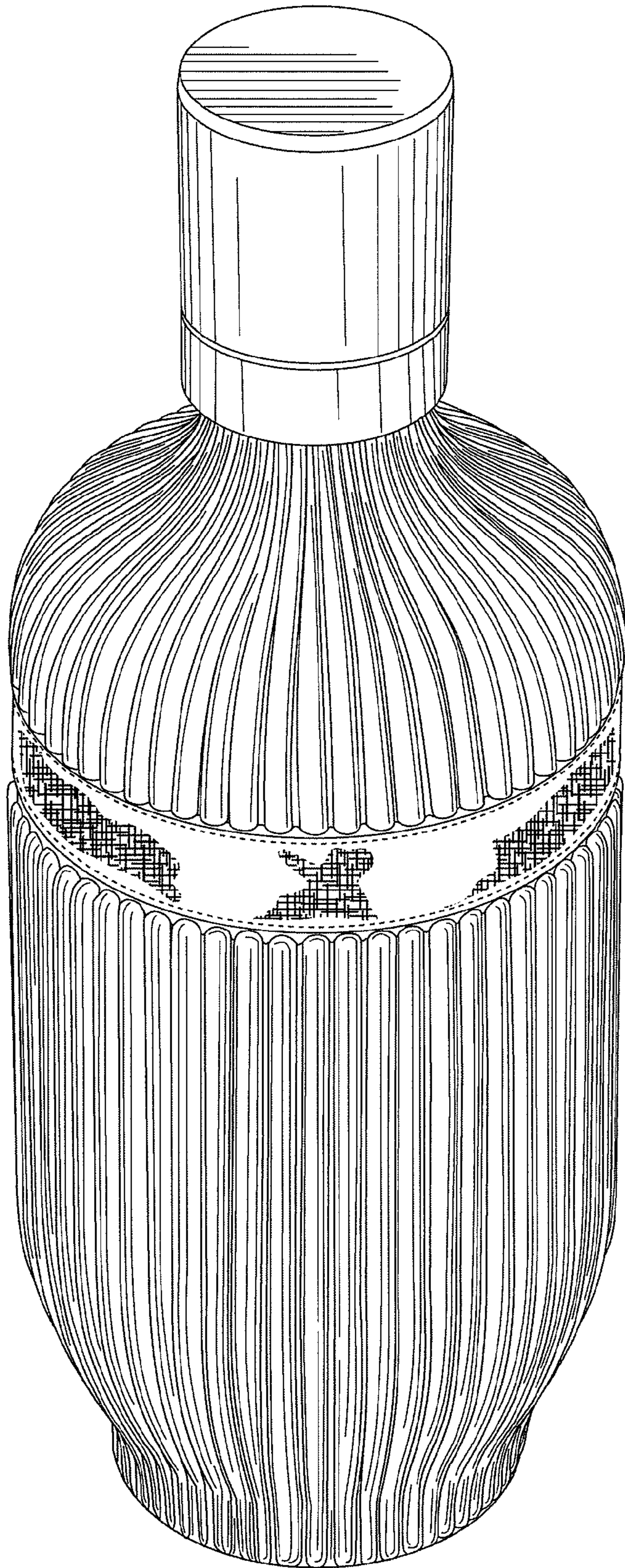


FIG. 5