



US00D619448S

(12) **United States Design Patent**
Shepardson

(10) **Patent No.:** **US D619,448 S**

(45) **Date of Patent:** **** Jul. 13, 2010**

(54) **HOOK**

(76) Inventor: **Heather Ann Shepardson**, Ever-Green Seasons, 830 S. Broadway, Tarrytown, NY (US) 10591

(**) Term: **14 Years**

(21) Appl. No.: **29/332,204**

(22) Filed: **Feb. 11, 2009**

(51) **LOC (9) Cl.** **08-05**

(52) **U.S. Cl.** **D8/367**

(58) **Field of Classification Search** D8/367,
D8/373, 394, 395, 396; D22/147, 190; 248/48.2,
248/74.1, 74.2, 301, 304, 339; 362/396
See application file for complete search history.

(56) **References Cited**

U.S. PATENT DOCUMENTS

D377,080 S *	12/1996	Johnston	D22/149
D455,947 S *	4/2002	Goodman et al.	D8/367
D469,682 S *	2/2003	Gary et al.	D8/367
D480,947 S *	10/2003	Snell	D8/372

D492,890 S *	7/2004	Adams	D8/367
D546,170 S *	7/2007	Adams	D8/367
D569,714 S *	5/2008	Stewart et al.	D8/373

* cited by examiner

Primary Examiner—Robert M Spear

Assistant Examiner—Barbara B Lohr

(74) *Attorney, Agent, or Firm*—Marian J. Furst

(57) **CLAIM**

The ornamental design for a hook, as shown and described.

DESCRIPTION

FIG. 1 is a perspective view of a first embodiment of a hook; FIG. 2 is a left side elevational view and a mirror image of a right side elevational view of the hook of FIG. 1;


FIG. 3 is a front elevational view of the hook of FIG. 1;

FIG. 4 is a rear view of the hook of FIG. 1;

FIG. 5 is a plan view of the top of the hook of FIG. 1; and,

FIG. 6 is a plan view of the bottom of the hook of FIG. 1.

1 Claim, 1 Drawing Sheet



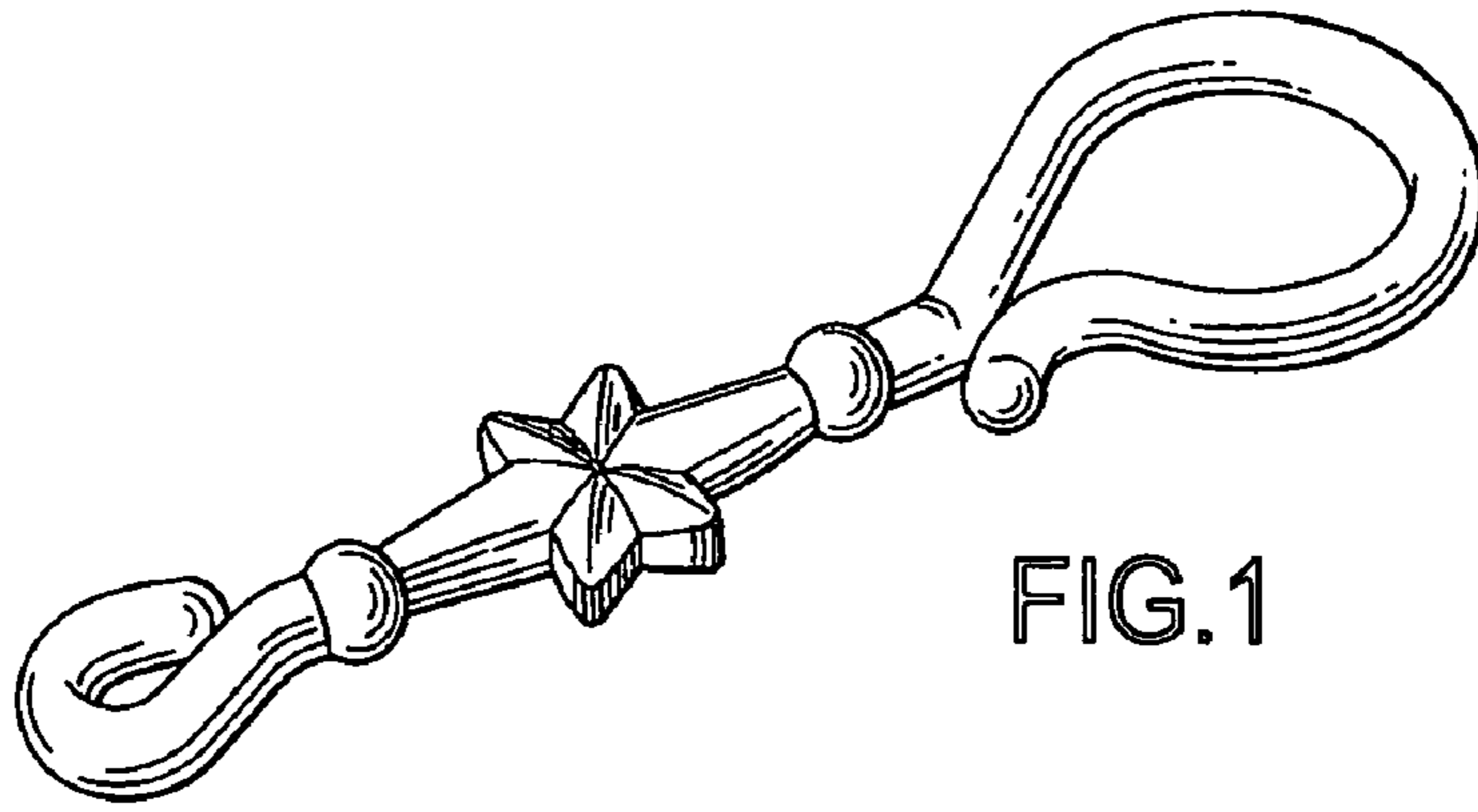


FIG. 1



FIG. 5



FIG. 3

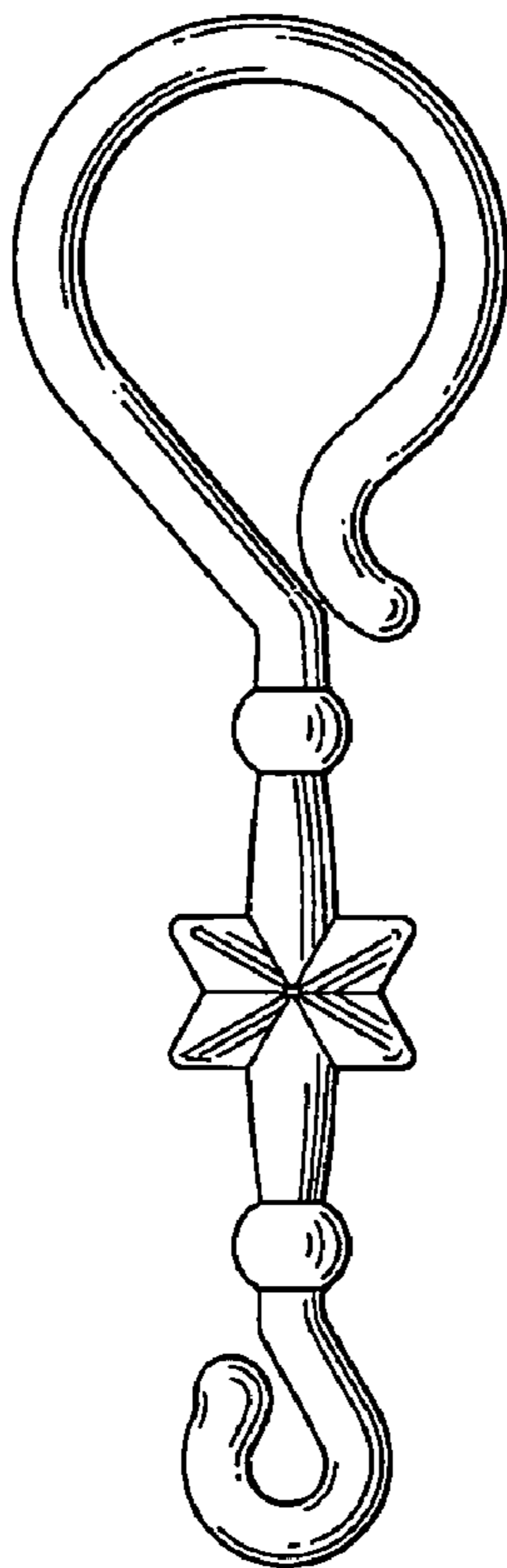


FIG. 2



FIG. 4



FIG. 6