



US00D619447S

(12) **United States Design Patent**  
**Liu**

(10) **Patent No.:** **US D619,447 S**  
(45) **Date of Patent:** **\*\* Jul. 13, 2010**

(54) **STANDARD RAIL**

(76) **Inventor:** **Jun Liu**, 1118 NW. Klickitat La.,  
Camas, WA (US) 98607

(\*\*) **Term:** **14 Years**

(21) **Appl. No.:** **29/351,265**

(22) **Filed:** **Dec. 2, 2009**

(51) **LOC (9) Cl.** ..... **08-05**

(52) **U.S. Cl.** ..... **D8/354; D25/124**

(58) **Field of Classification Search** ..... **D25/124;**  
**D8/354; 52/831, 836, 837, 843, 839**  
See application file for complete search history.

(56) **References Cited**

**U.S. PATENT DOCUMENTS**

|           |      |         |               |       |          |
|-----------|------|---------|---------------|-------|----------|
| 3,559,357 | A *  | 2/1971  | Lowe          | ..... | 52/282.4 |
| D242,799  | S    | 12/1976 | Schmidt       |       |          |
| D268,288  | S    | 3/1983  | Cowdry        |       |          |
| D273,711  | S    | 5/1984  | Young         |       |          |
| D315,027  | S    | 2/1991  | Abbestam      |       |          |
| 5,233,807 | A *  | 8/1993  | Spera         | ..... | 52/837   |
| D350,612  | S    | 9/1994  | Gullblom      |       |          |
| D352,790  | S    | 11/1994 | Gullblom      |       |          |
| D365,746  | S    | 1/1996  | Chudoba       |       |          |
| D365,888  | S    | 1/1996  | Ishmael       |       |          |
| D366,322  | S    | 1/1996  | Palermo       |       |          |
| D372,315  | S    | 7/1996  | Schrader      |       |          |
| D395,525  | S    | 6/1998  | Rinot         |       |          |
| D401,357  | S    | 11/1998 | Rinot         |       |          |
| D428,156  | S    | 7/2000  | Sjoholm       |       |          |
| 6,195,953 | B1 * | 3/2001  | Gitter et al. | ..... | 52/843   |
| D459,975  | S *  | 7/2002  | Dinh et al.   | ..... | D8/354   |
| D471,286  | S    | 3/2003  | Roberts       |       |          |

|          |     |         |              |       |        |
|----------|-----|---------|--------------|-------|--------|
| D496,248 | S   | 9/2004  | Liebendorfer |       |        |
| D513,167 | S * | 12/2005 | Groff et al. | ..... | D8/354 |
| D554,911 | S   | 11/2007 | Chang        |       |        |
| D572,375 | S   | 7/2008  | Morton       |       |        |

\* cited by examiner

*Primary Examiner*—Doris Clark

(74) *Attorney, Agent, or Firm*—QuickPatents, Inc.; Kevin Prince

(57) **CLAIM**

What is claimed is the ornamental design for a standard rail, as shown and described.

**DESCRIPTION**

FIG. 1 is a perspective view of a first embodiment of a standard rail, showing the new design;

FIG. 2 is a front elevational view thereof;

FIG. 3 is a rear elevational view thereof;

FIG. 4 is a right-side elevational view thereof, the left-side elevational view being a mirror image thereof;

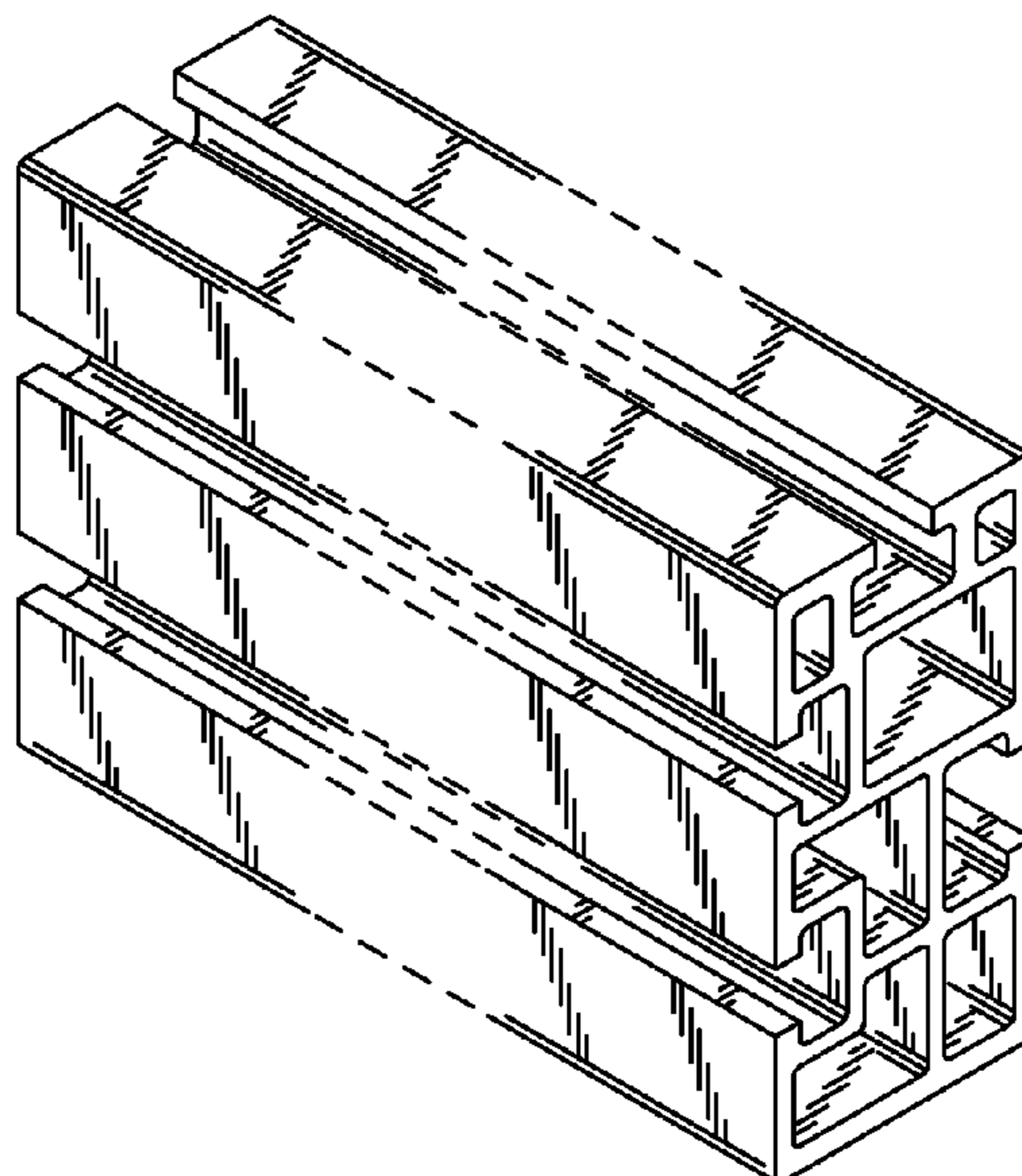
FIG. 5 is a top plan view thereof;

FIG. 6 is a bottom plan view thereof; and,

FIG. 7 is a right-side elevational view of a second embodiment thereof, the left-side elevational view being a mirror image thereof, the front and rear elevational views, as well as the top and bottom plan views, all being understood to be similarly proportionally distorted with respect to the first embodiment.

The broken lines in the figures represent the indeterminate length of the extruded design.

**1 Claim, 2 Drawing Sheets**



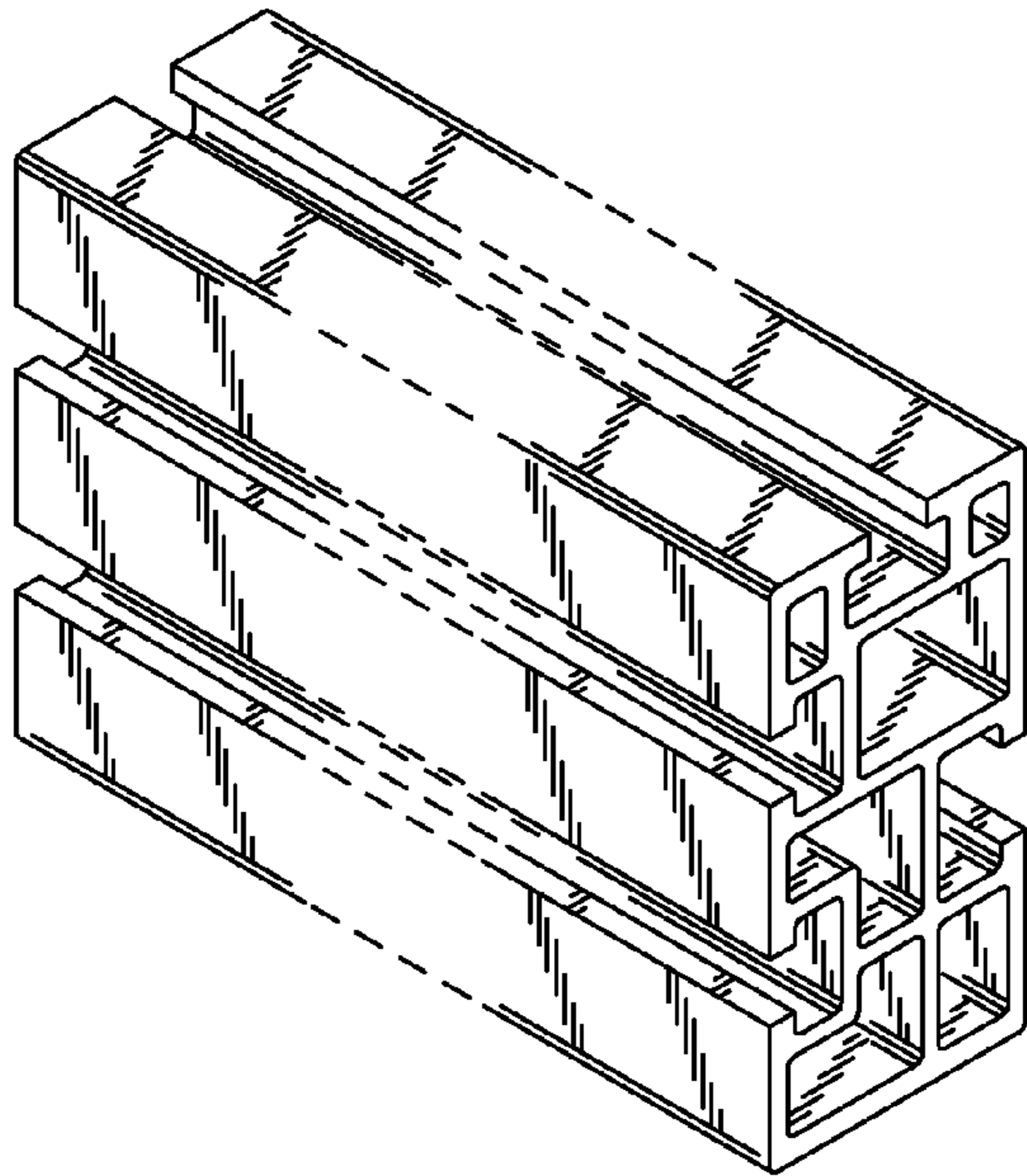


FIG. 1

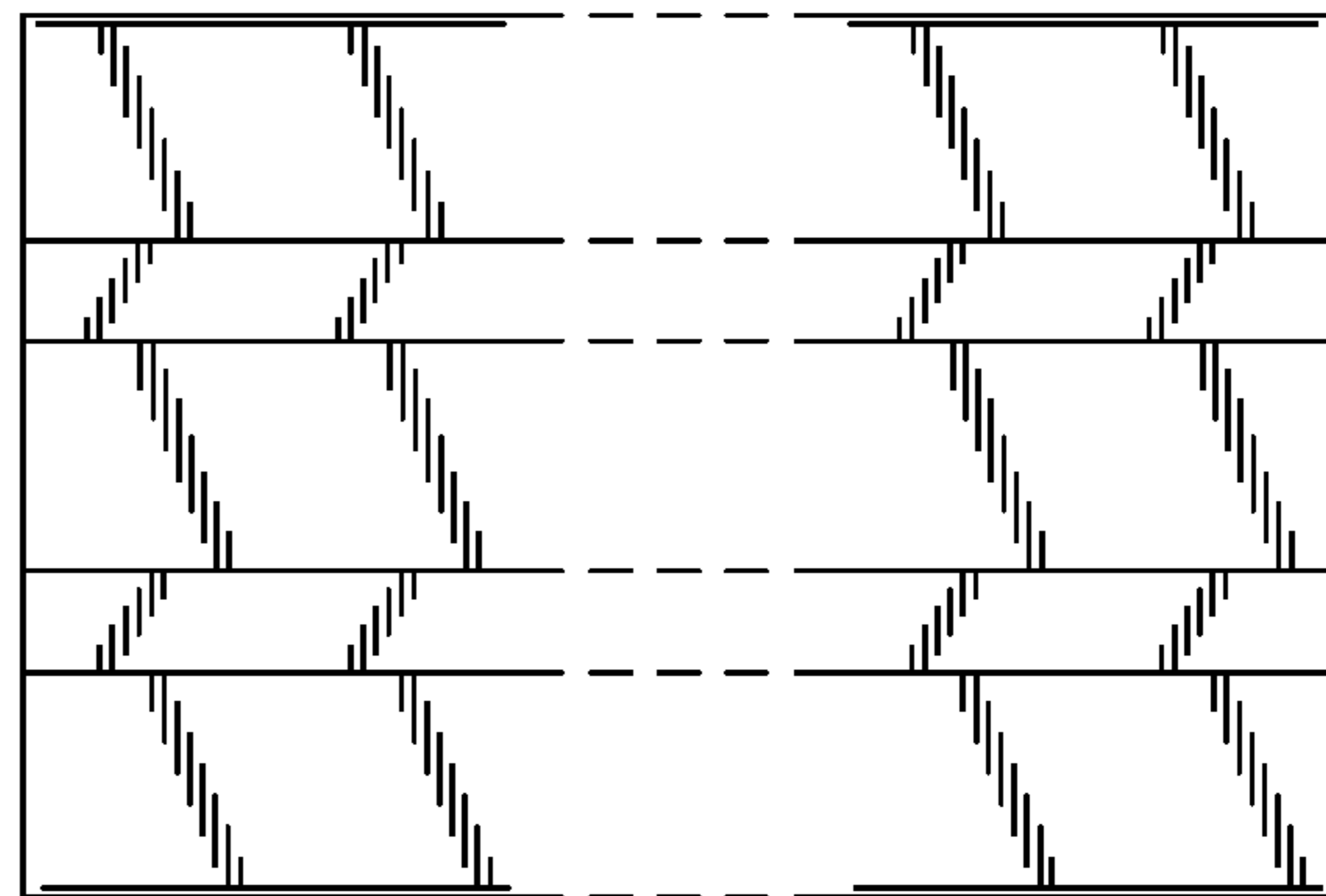


FIG. 2

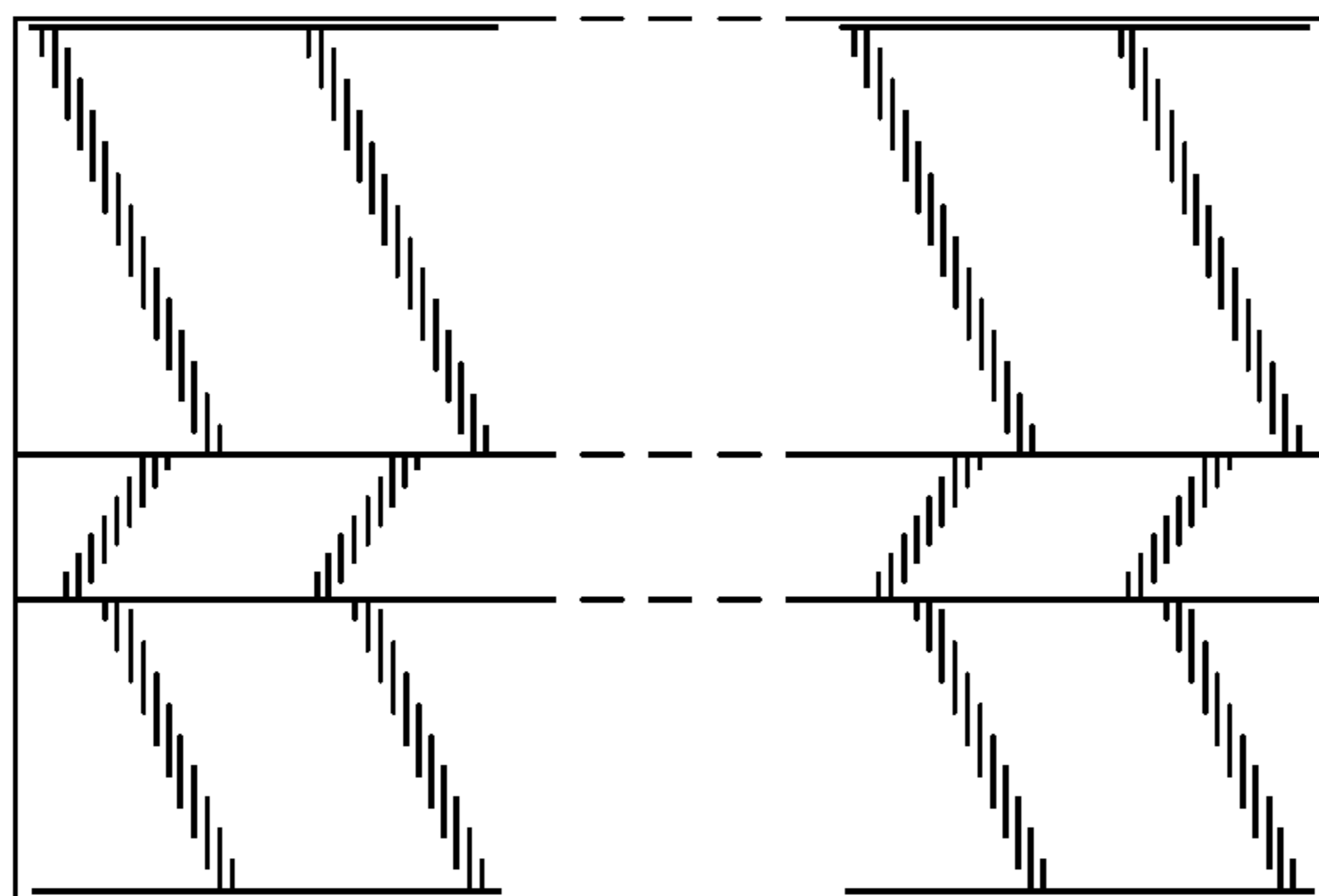


FIG. 3

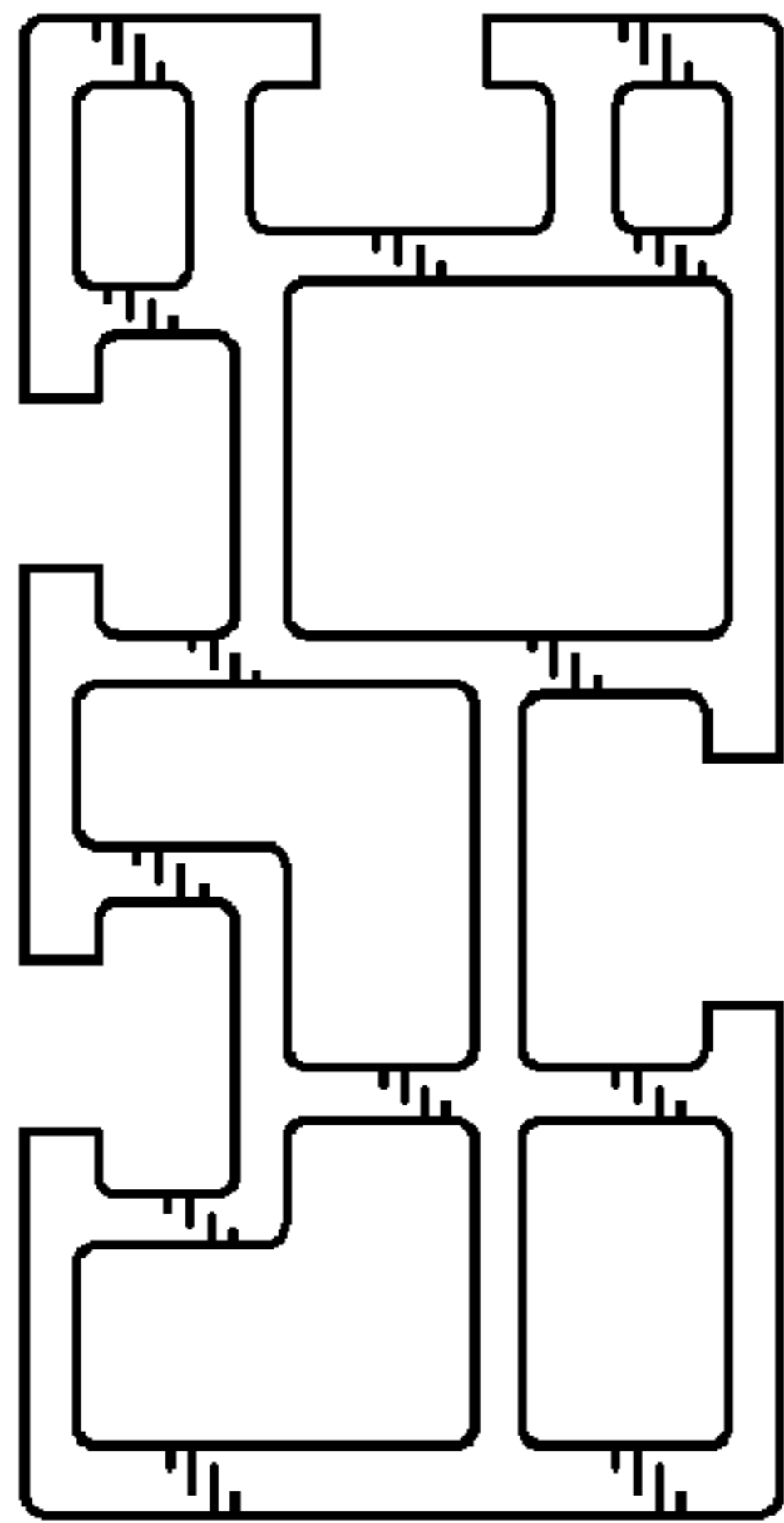


FIG. 4

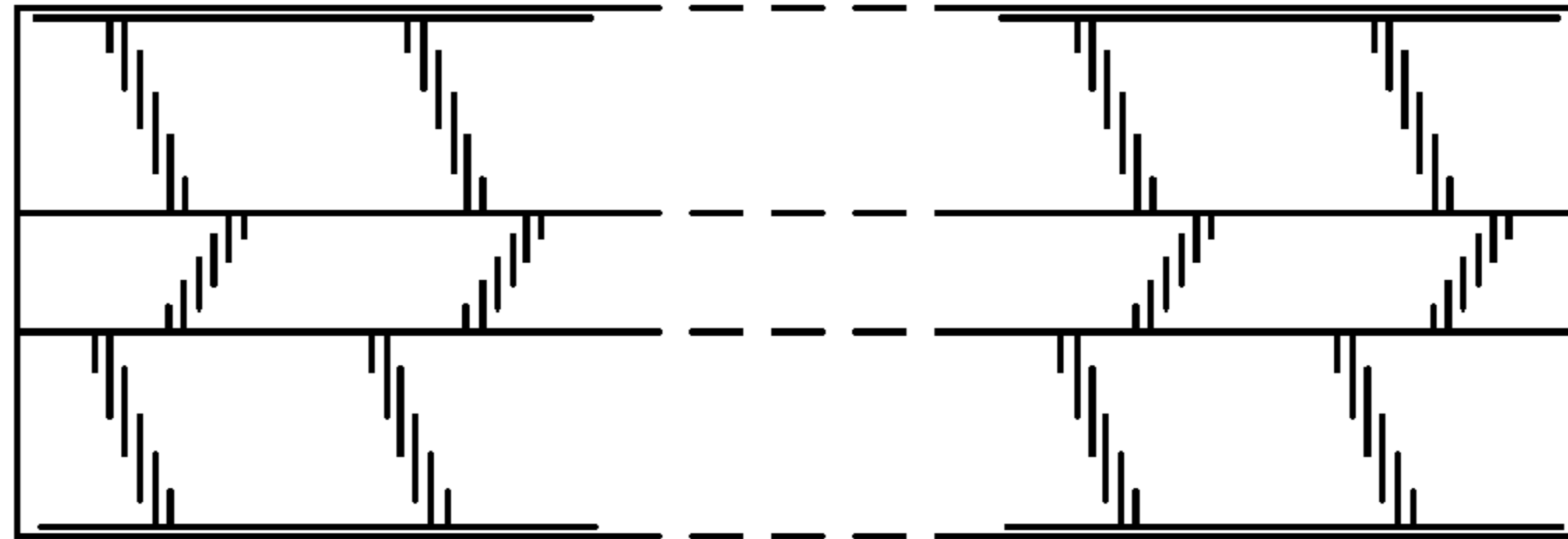


FIG. 5

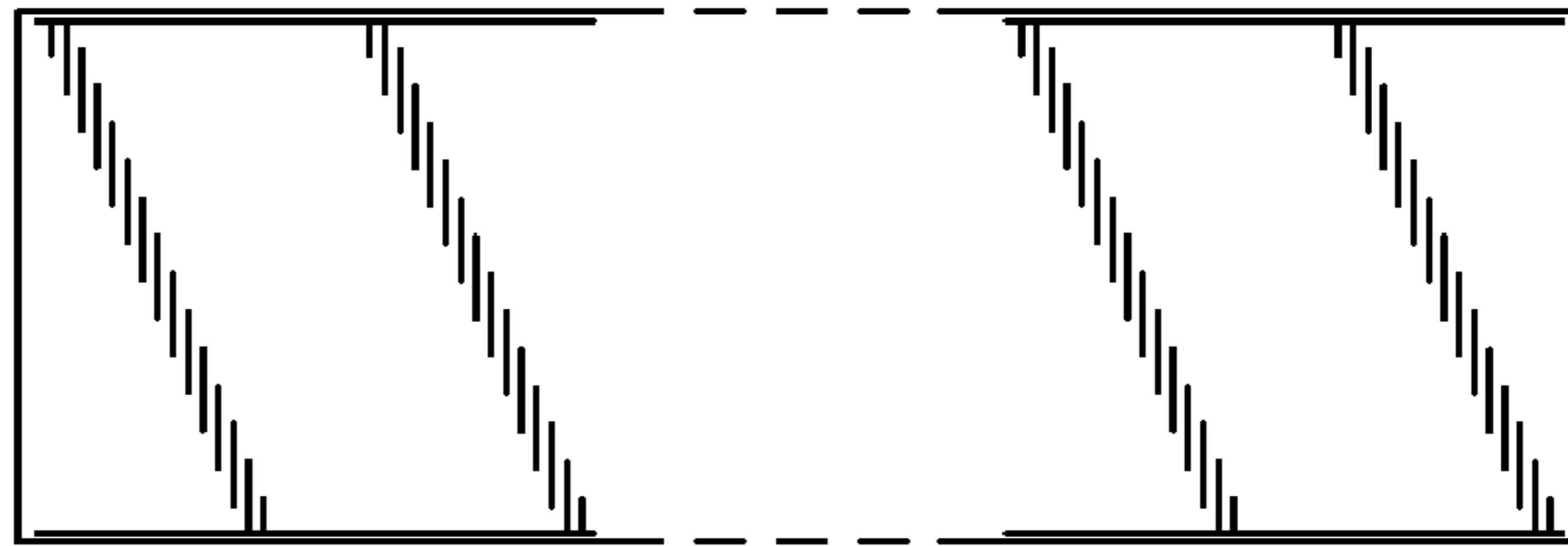


FIG. 6

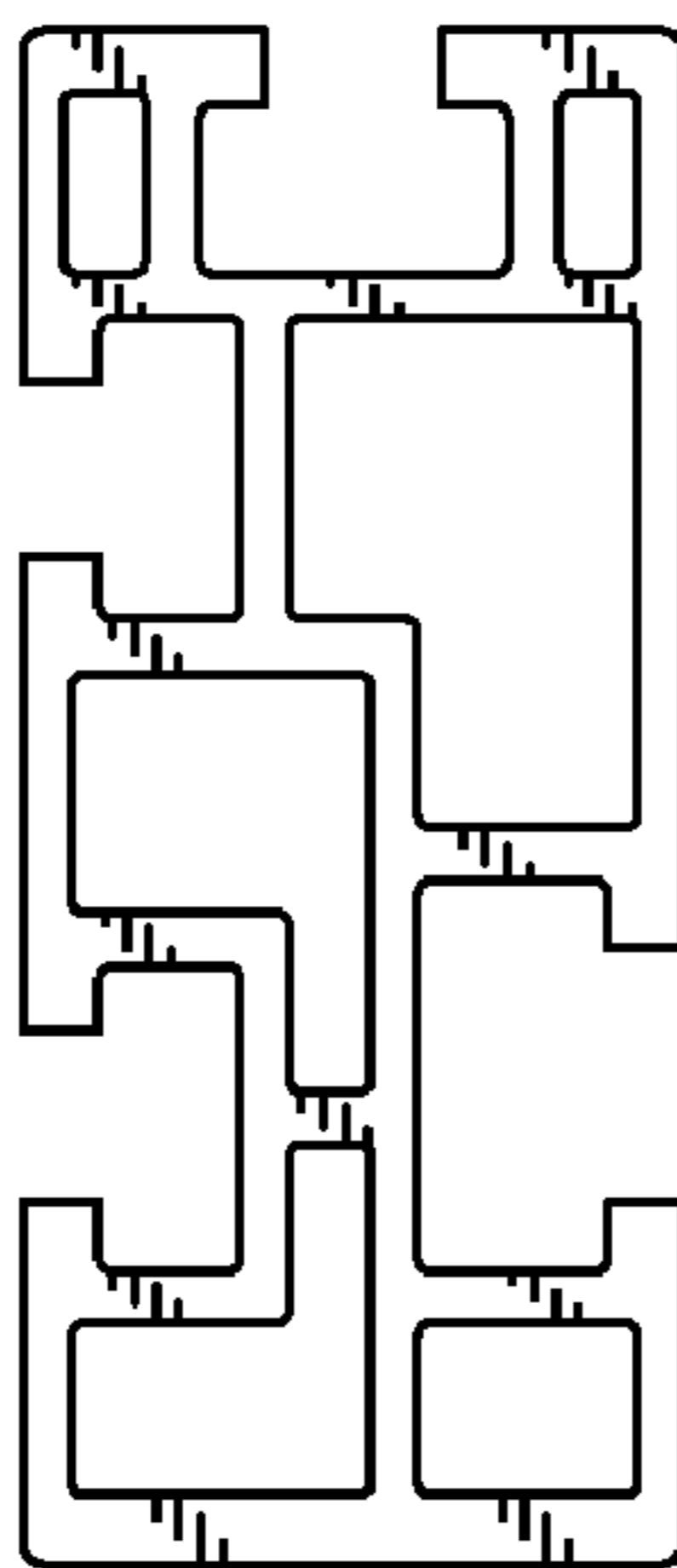


FIG. 7