



US00D619432S

(12) **United States Design Patent**
LaBonte

(10) **Patent No.:** **US D619,432 S**

(45) **Date of Patent:** **** Jul. 13, 2010**

(54) **LUNCH BOX**

D421,371 S * 3/2000 Fair D7/709

(76) Inventor: **Barbara L. LaBonte**, 68 Lee Rd.,
Guilford, VT (US) 05301

* cited by examiner

(**) Term: **14 Years**

Primary Examiner—Ian Simmons

Assistant Examiner—Dana L Sipos

(74) *Attorney, Agent, or Firm*—Paul R. Martin

(21) Appl. No.: **29/316,670**

(22) Filed: **Oct. 21, 2009**

(57) **CLAIM**

The ornamental design for a lunch box, as shown and described.

(51) **LOC (9) Cl.** **11-02**

(52) **U.S. Cl.** **D7/709; D3/232**

(58) **Field of Classification Search** D7/601–602,
D7/605, 607, 709, 641; D3/202, 205, 215,
D3/226, 232–233, 239, 243, 245–246, 276,
D3/289–290; 220/915.1, 915.2; 383/84,
383/86, 118; 62/371, 457.1, 457.7; 150/100,
150/103, 107, 110, 118

DESCRIPTION

FIG. 1 is a perspective view of the lunch box of this invention.

FIG. 2 is a perspective view of the lunch box of this invention with the cover flap open.

FIG. 3 is a front elevational view of the lunch box shown in FIG. 1

FIG. 4 is a rear elevational view of the lunch box shown in FIG. 1.

FIG. 5 is a side elevational view of the lunch box shown in FIG. 1; and,

FIG. 6 is a plan view of the lunch box shown in FIG. 1.

The broken lines in the drawings on the side surface of the lunch box visible in FIGS. 1, 2 & 5 represent stitching and are included as part of the claim.


See application file for complete search history.

(56) **References Cited**

U.S. PATENT DOCUMENTS

2,308,003	A *	1/1943	Gamrod	294/139
D297,602	S	9/1988	Schnur		
5,205,413	A	4/1993	Cautereels		
D343,768	S	2/1994	Cautereels et al.		
5,366,106	A	11/1994	Kahl		
D372,795	S *	8/1996	Swinford et al.	D3/243
D406,457	S *	3/1999	De Baschmakoff	D3/243
D417,779	S *	12/1999	De Baschmakoff	D3/243

1 Claim, 3 Drawing Sheets



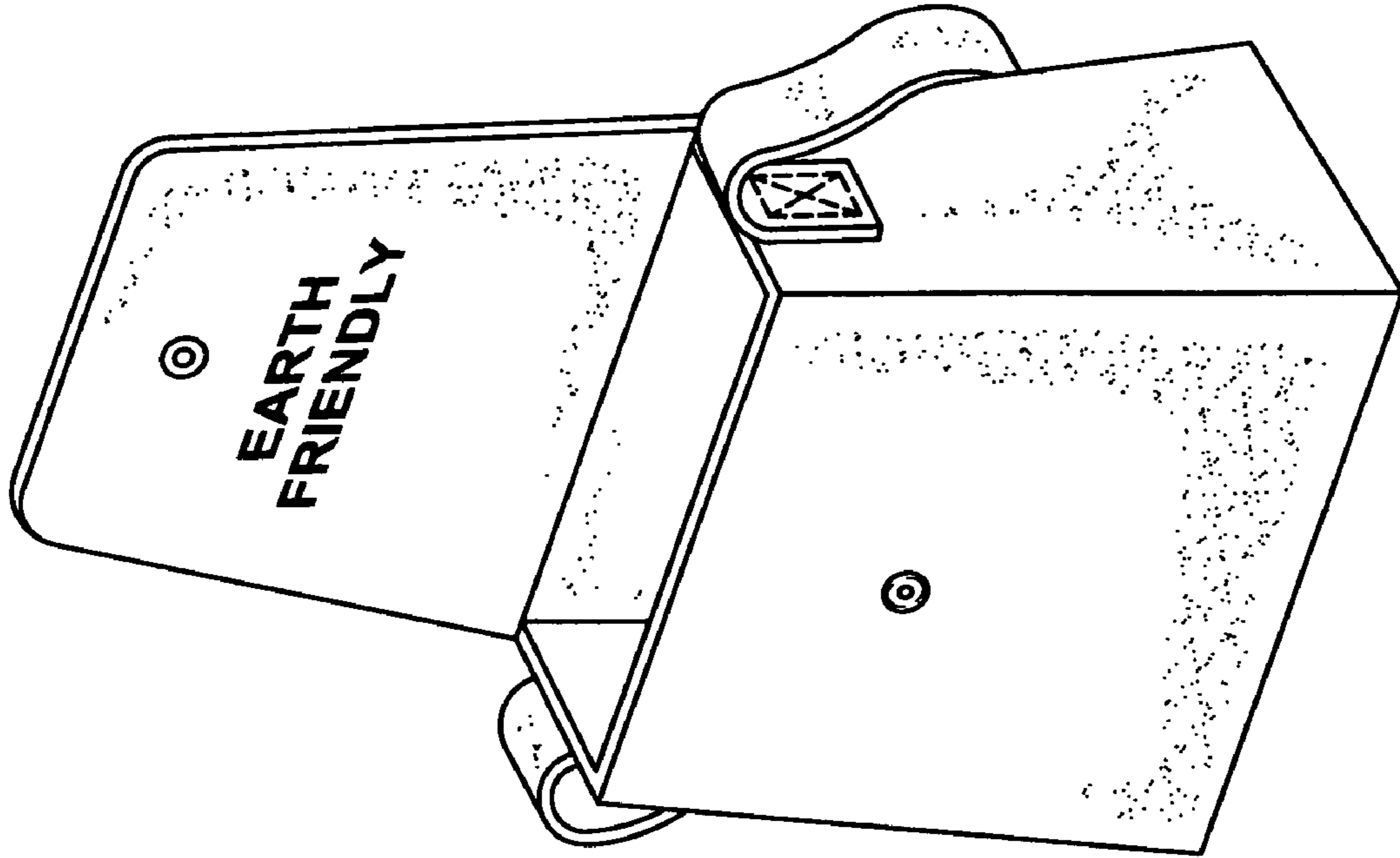


FIG. 2

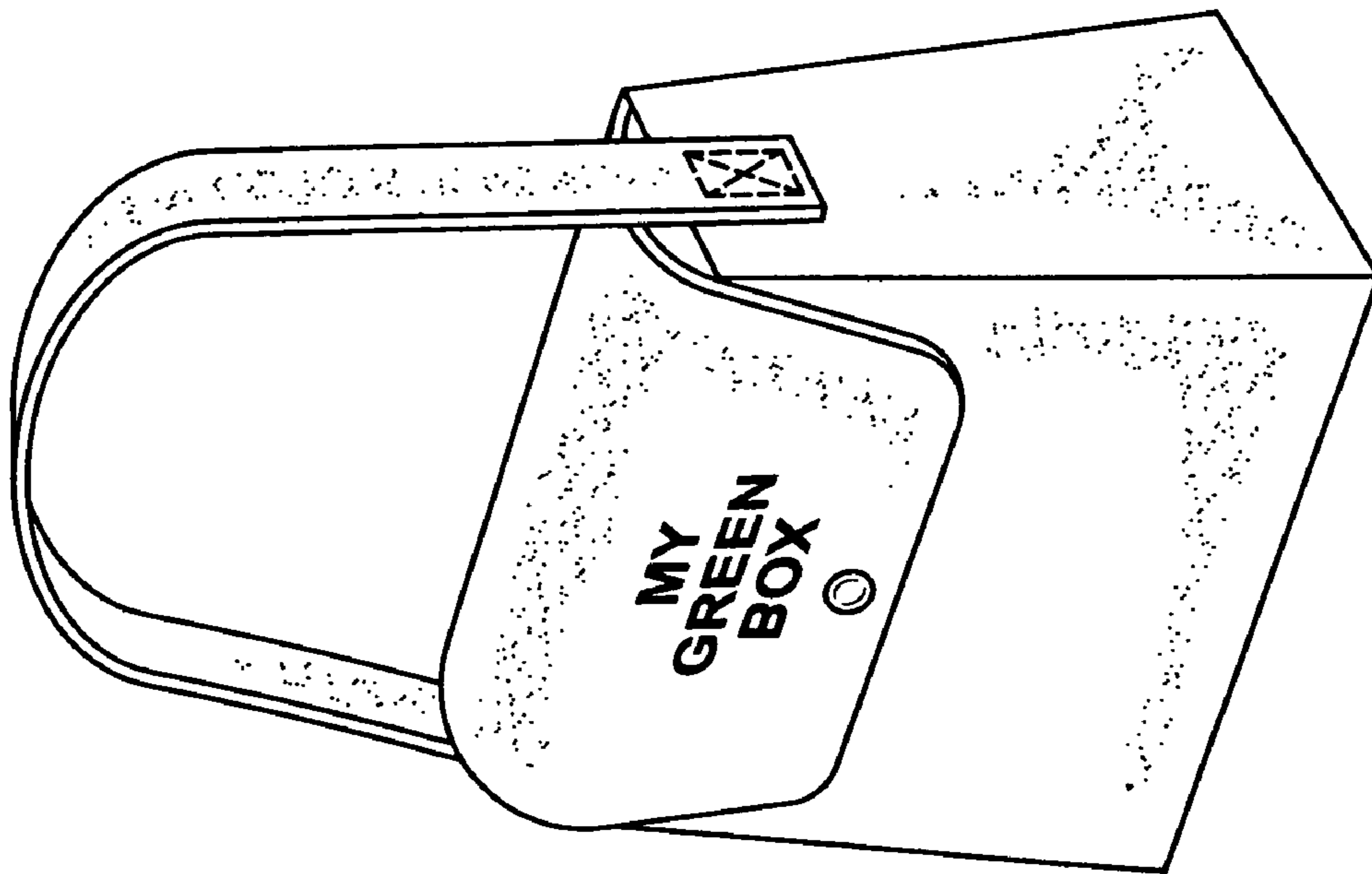


FIG. 1

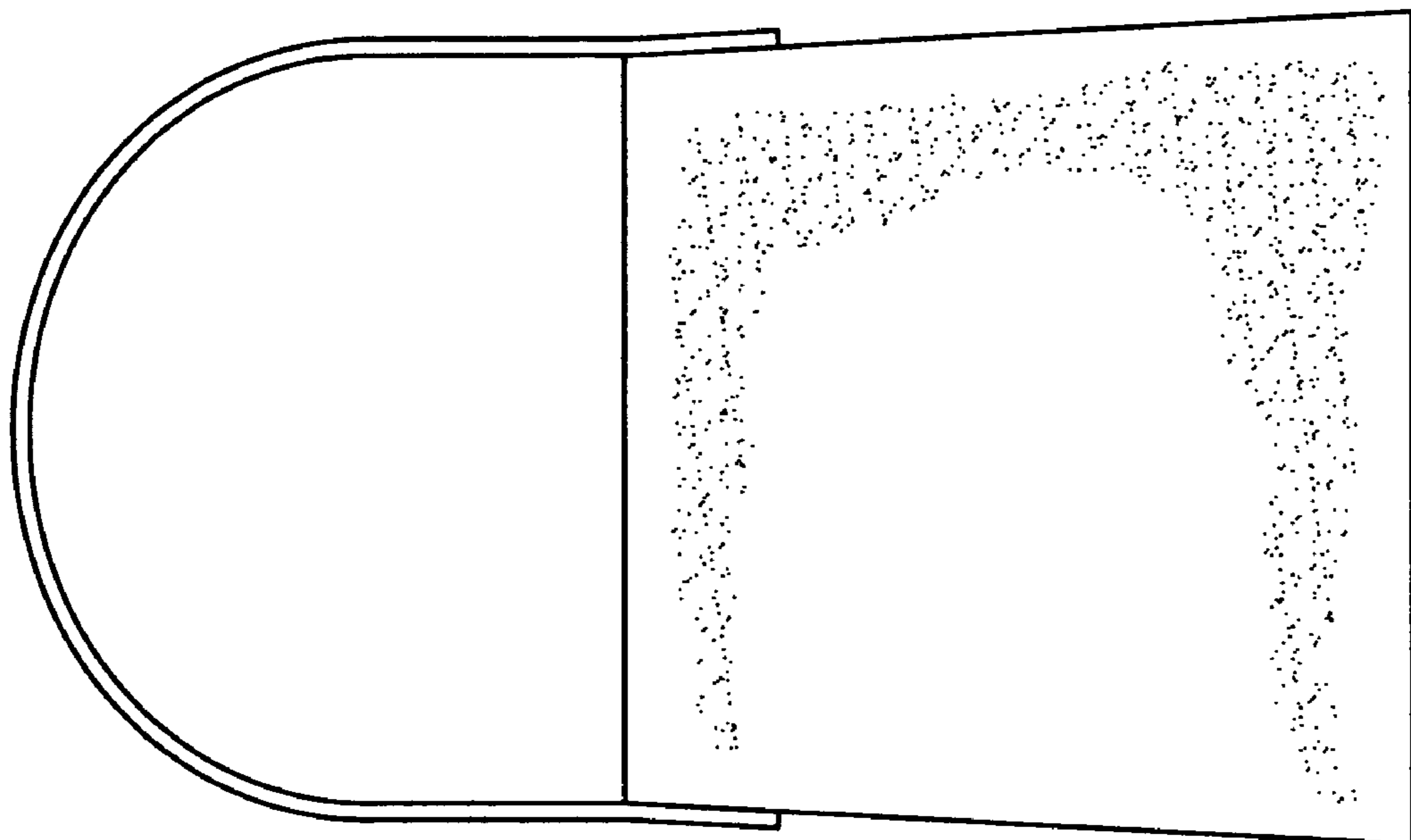


FIG. 4

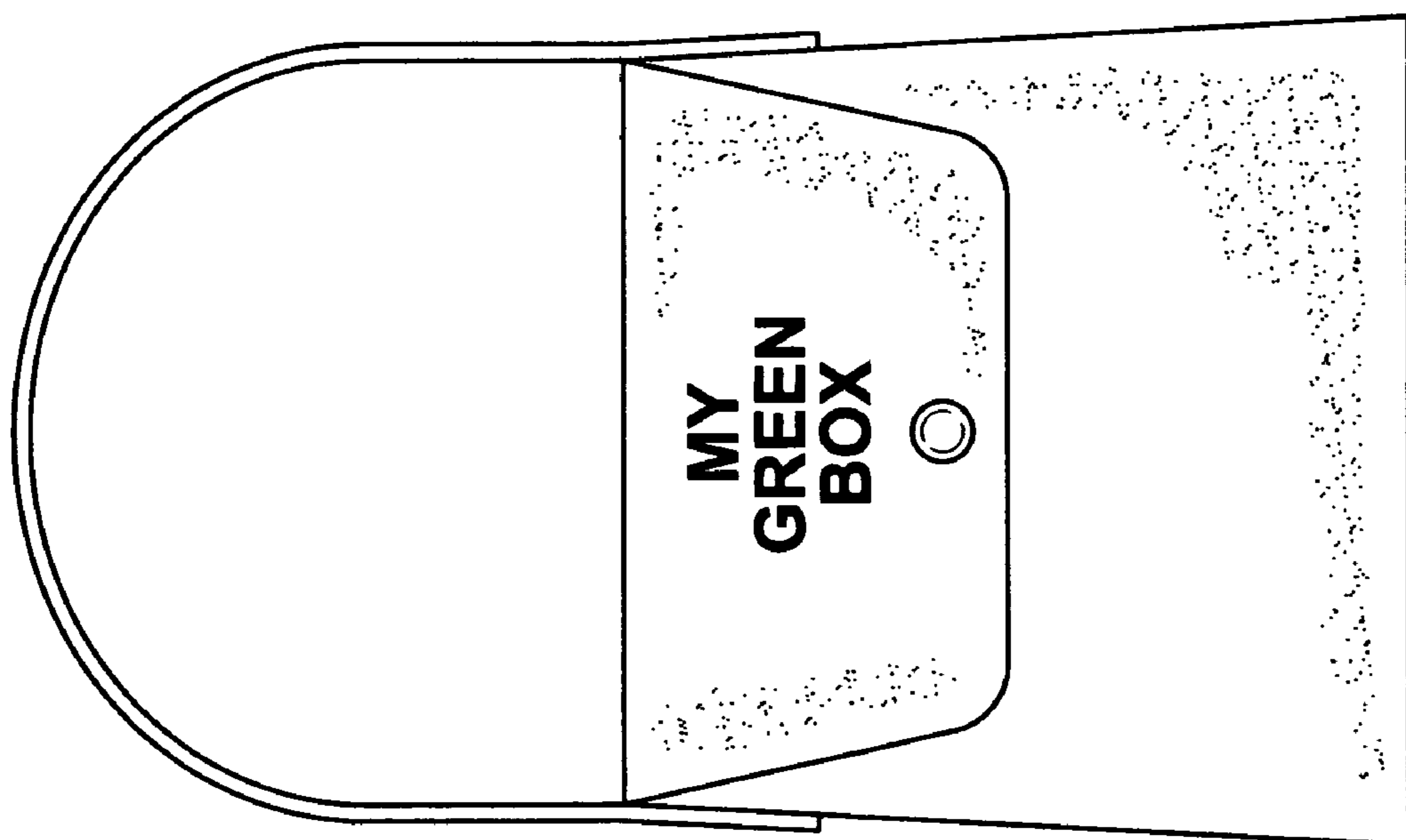


FIG. 3

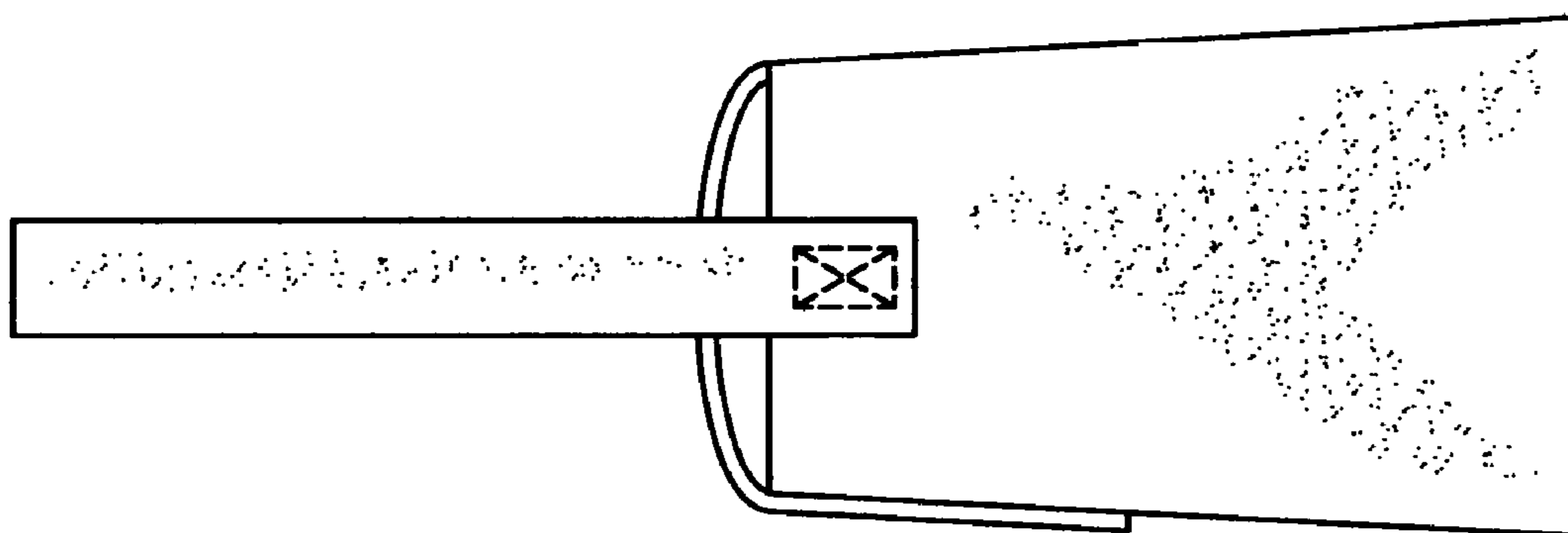


FIG. 5



FIG. 6