



US00D619428S

(12) **United States Design Patent**
Saha et al.

(10) **Patent No.:** **US D619,428 S**
(45) **Date of Patent:** **** Jul. 13, 2010**

(54) **COMBINED TEA BAG CADDY AND STIRRER**

(75) Inventors: **Pamela Saha**, 30 Bergen Beach Pl.,
Brooklyn, NY (US) 11234; **Ferman**
Luna, Canelones (UY)

(73) Assignee: **Pamela Saha**, Brooklyn, NY (US)

(**) Term: **14 Years**

(21) Appl. No.: **29/315,414**

(22) Filed: **Jun. 22, 2009**

Related U.S. Application Data

(63) Continuation-in-part of application No. 29/273,306,
filed on Feb. 28, 2007, now abandoned.

(51) **LOC (9) Cl.** **07-06**

(52) **U.S. Cl.** **D7/669**

(58) **Field of Classification Search** D7/669,
D7/368, 590, 397, 399, 400; 426/80, 77,
426/82, 433, 435; 99/485, 323, 279, 297
See application file for complete search history.

(56) **References Cited**

U.S. PATENT DOCUMENTS

2,562,456 A 7/1951 Gunnar

3,935,318 A * 1/1976 Mihailide 426/80
4,717,016 A * 1/1988 Dalgleish 206/0.5
6,541,055 B1 4/2003 Luzenberg
6,684,756 B2 * 2/2004 Kerr 99/297
7,591,219 B2 9/2009 Saha

* cited by examiner

Primary Examiner—Terry A Wallace

(74) *Attorney, Agent, or Firm*—James Creighton Wray;
Meera P. Narasimhan

(57) **CLAIM**

The design for the combined tea bag caddy and stirrer, as
shown and described.

DESCRIPTION

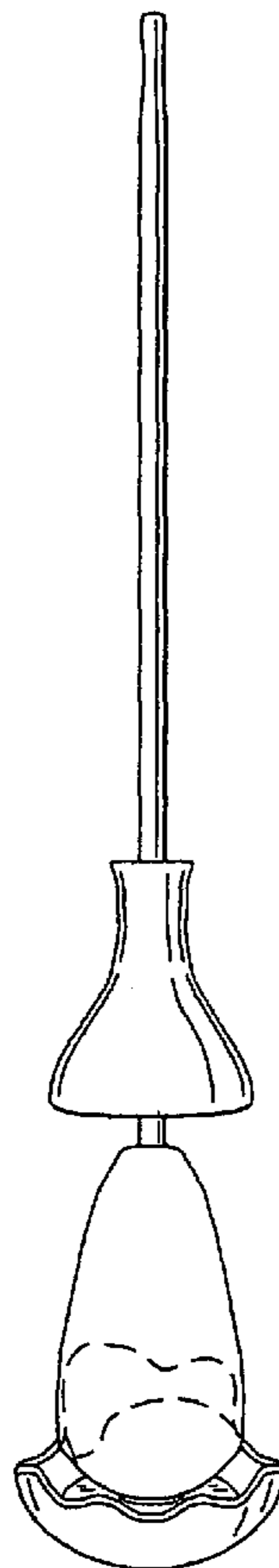
FIG. 1 is a front perspective view showing one side and the
top of the combined tea bag caddy and stirrer.

FIG. 2 is a front perspective view with an upper cup in a final
downward position.

FIG. 3 is a top view of the combined tea bag caddy and stirrer;
and,

FIG. 4 is a bottom view of the combined tea bag caddy and
stirrer.

1 Claim, 1 Drawing Sheet



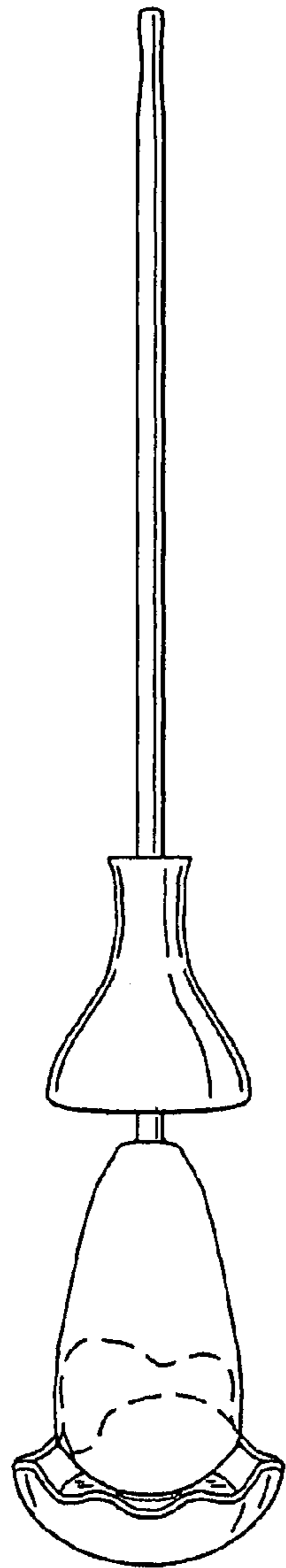


FIG. 1

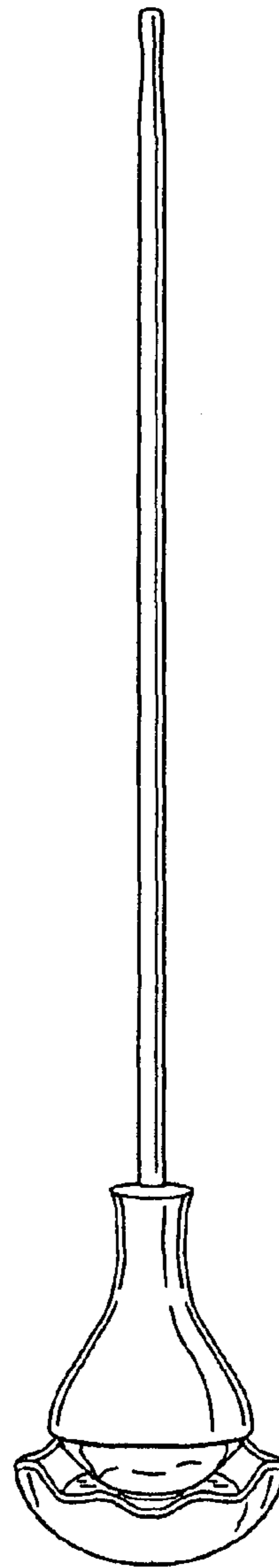


FIG. 2

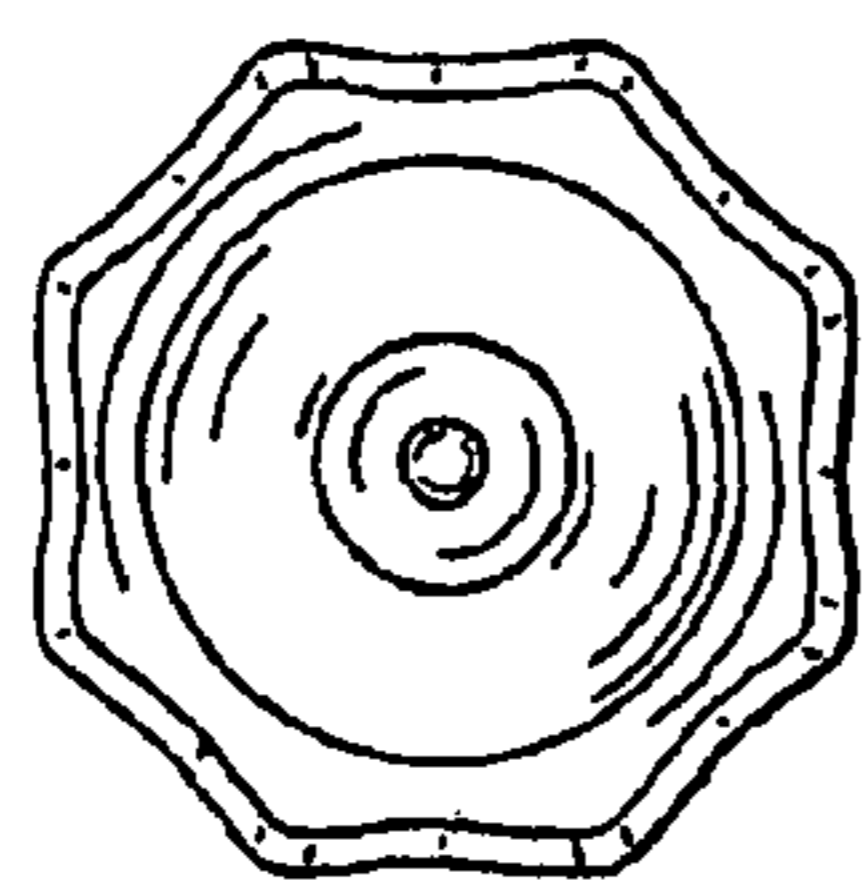


FIG. 3

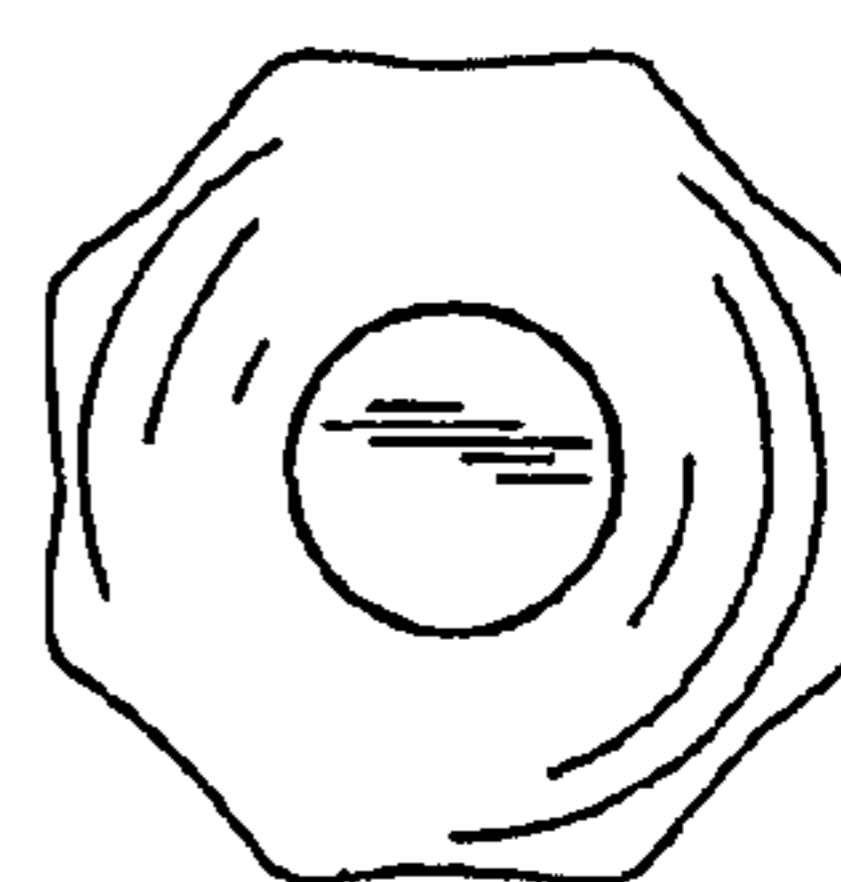


FIG. 4