



US00D619424S

(12) **United States Design Patent**
Yang et al.

(10) **Patent No.:** **US D619,424 S**

(45) **Date of Patent:** **** Jul. 13, 2010**

(54) **FLIP UP CANISTER**

(75) Inventors: **Frank Yang**, Rancho Palos Verdes, CA (US); **Tzu-Hao Wei**, Hacienda Heights, CA (US); **Myk Lum**, Irvine, CA (US); **Yu-Chuan Chang**, Rowland Heights, CA (US)

(73) Assignee: **Simplehuman LLC**, Torrance, CA (US)

(**) Term: **14 Years**

(21) Appl. No.: **29/339,153**

(22) Filed: **Jun. 24, 2009**

(51) **LOC (9) Cl.** **07-07**

(52) **U.S. Cl.** **D7/615**

(58) **Field of Classification Search** D7/612-615,
D7/602, 629, 538-542; D9/624-632; 220/780-806,
220/574-575

See application file for complete search history.

(56) **References Cited**

U.S. PATENT DOCUMENTS

D326,391 S * 5/1992 Verchere D7/605

D512,606 S * 12/2005 Lown D7/629

D518,958 S * 4/2006 Yourist D3/302

D521,811 S * 5/2006 Yourist D7/615

D527,845 S * 9/2006 Ng D28/73

* cited by examiner

Primary Examiner—Terry A Wallace

(74) *Attorney, Agent, or Firm*—Liu & Liu

(57) **CLAIM**

The ornamental design for a flip up canister, as shown and described.

DESCRIPTION

FIG. 1 is a right perspective view of a flip up canister showing our new design;

FIG. 2 is a front view thereof;

FIG. 3 is a rear view thereof;

FIG. 4 is a top plan view thereof;

FIG. 5 is a bottom plan view thereof; and,

FIG. 6 is a left side view thereof, the side opposite being a mirror image thereof.

1 Claim, 6 Drawing Sheets

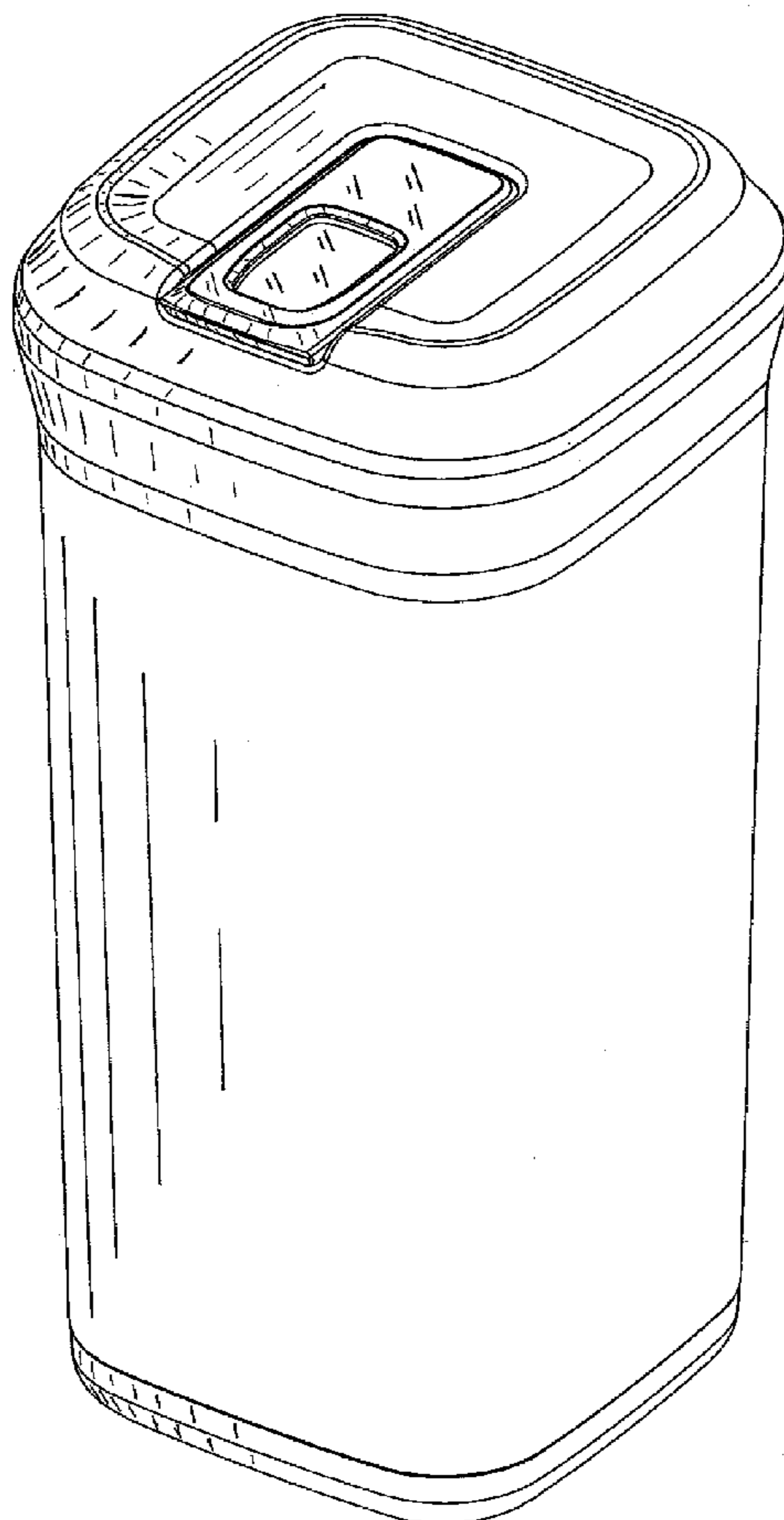


FIG. 1

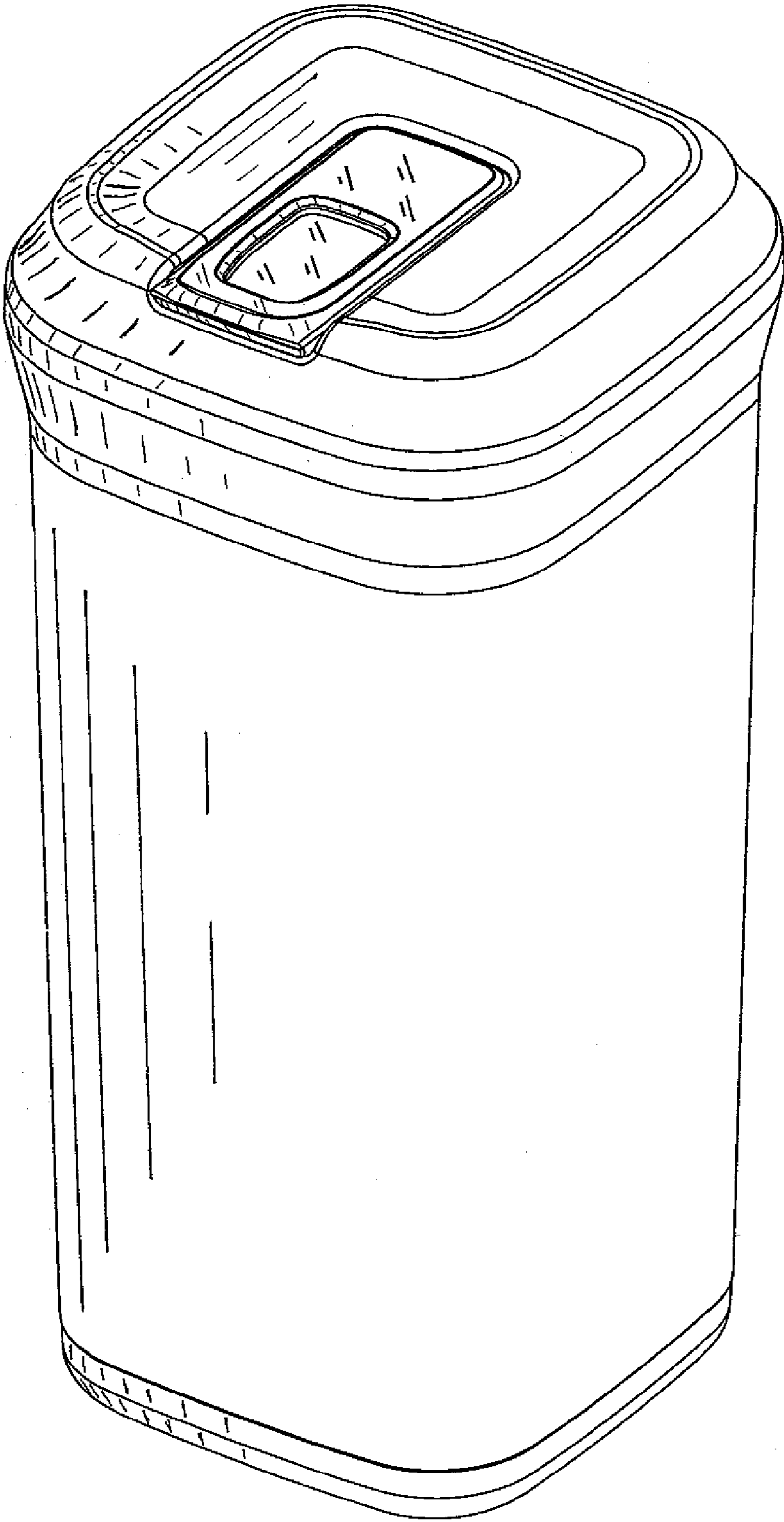


FIG. 2




FIG. 3




FIG. 4

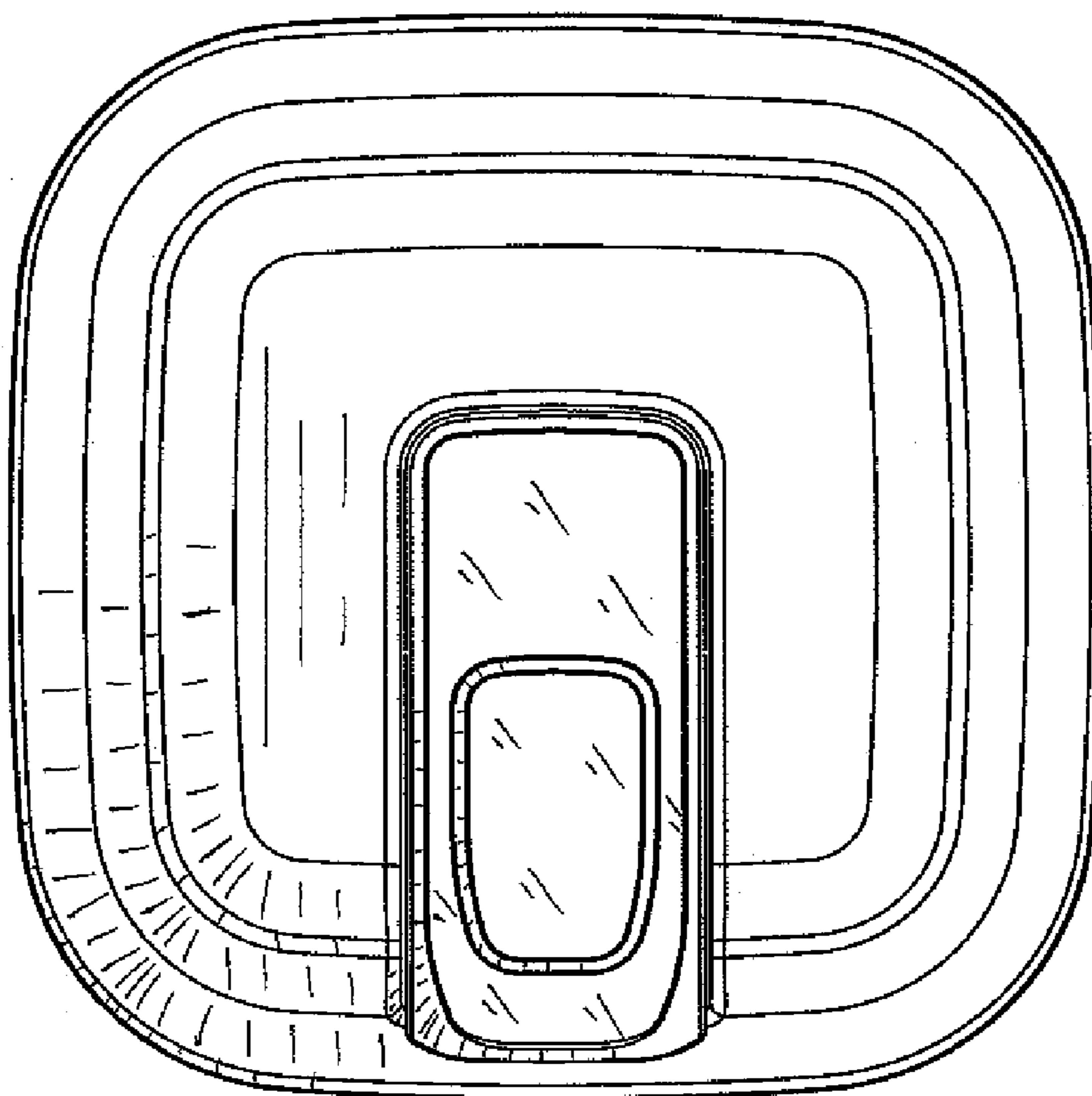


FIG. 5

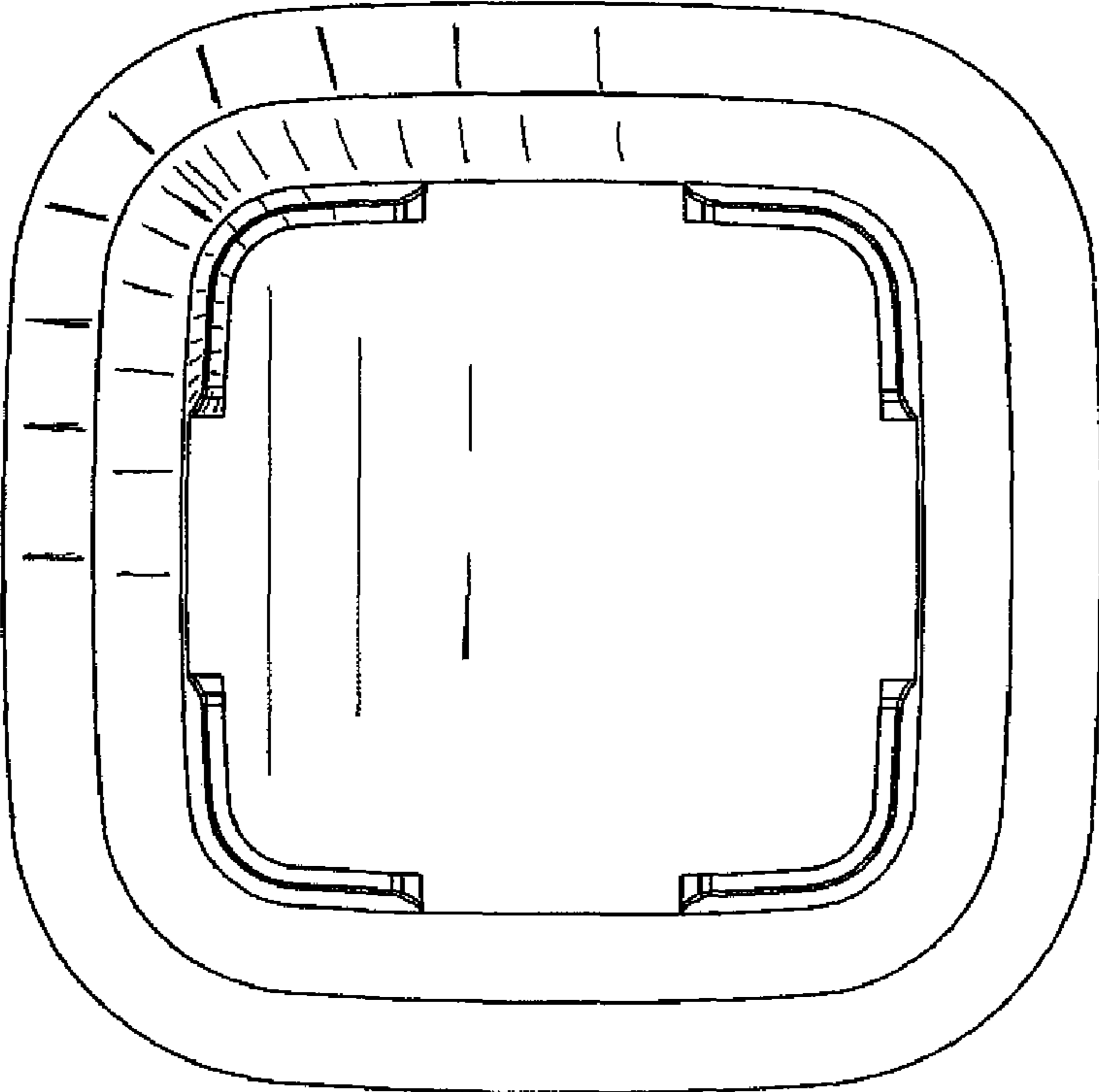


FIG. 6

