



US00D619417S

(12) **United States Design Patent**
Goto et al.

(10) **Patent No.:** **US D619,417 S**
(45) **Date of Patent:** **** Jul. 13, 2010**

(54) **DRINK CONTAINER**

(75) Inventors: **Norifumi Goto**, Ichinomiya (JP);
Nobuyuki Kitamura, Kyoto (JP)

(73) Assignee: **Thermos K.K.**, Niigata (JP)

(**) Term: **14 Years**

(21) Appl. No.: **29/351,300**

(22) Filed: **Dec. 3, 2009**

(30) **Foreign Application Priority Data**

Sep. 25, 2009 (JP) 2009-022189

(51) **LOC (9) Cl.** **07-01**

(52) **U.S. Cl.** **D7/510; D7/511; D7/608**

(58) **Field of Classification Search** D7/509,
D7/533, 536, 510, 511, 591, 608, 605; 215/378,
215/398, 386; 220/737, 714; D9/529, 521,
D9/688, 689, 523, 516, 538, 502, 503
See application file for complete search history.

(56) **References Cited**

U.S. PATENT DOCUMENTS

D455,611 S * 4/2002 Kitamura et al. D7/608
D508,185 S * 8/2005 Gauss D7/392.1
D508,209 S * 8/2005 Lamb et al. D9/689
D508,411 S * 8/2005 Lamb et al. D9/689
D519,380 S * 4/2006 Leoncavallo et al. D9/530
D528,862 S * 9/2006 Li D7/510
D529,339 S * 10/2006 Carreno et al. D7/511

D538,110 S * 3/2007 Kitamura et al. D7/608
D539,607 S * 4/2007 Lapsker D7/510
D540,119 S * 4/2007 Lapsker D7/510
D586,183 S * 2/2009 Junkel D7/511
D586,184 S * 2/2009 Miller et al. D7/511
D590,661 S * 4/2009 Kitamura et al. D7/510
D592,012 S * 5/2009 Carreno D7/510
D592,913 S * 5/2009 Pinelli et al. D7/608
D596,459 S * 7/2009 Ghiassi D7/510
D596,460 S * 7/2009 Nezu D7/510
D608,655 S * 1/2010 Brewer et al. D9/689
D613,110 S * 4/2010 Lane et al. D7/392.1

* cited by examiner

Primary Examiner—Marianne Pandozzi

(74) *Attorney, Agent, or Firm*—Boyle Fredrickson, S.C.

(57) **CLAIM**

The ornamental design for a drink container, as shown and described.

DESCRIPTION

FIG. 1 is a perspective view from above of a drink container, showing our new design:

FIG. 2 is a front view thereof, the rear view being a mirror image thereof.

FIG. 3 is a top plan view thereof;

FIG. 4 is a bottom plan view thereof;

FIG. 5 is a left side view thereof; and,

FIG. 6 is a right side view thereof.

1 Claim, 5 Drawing Sheets

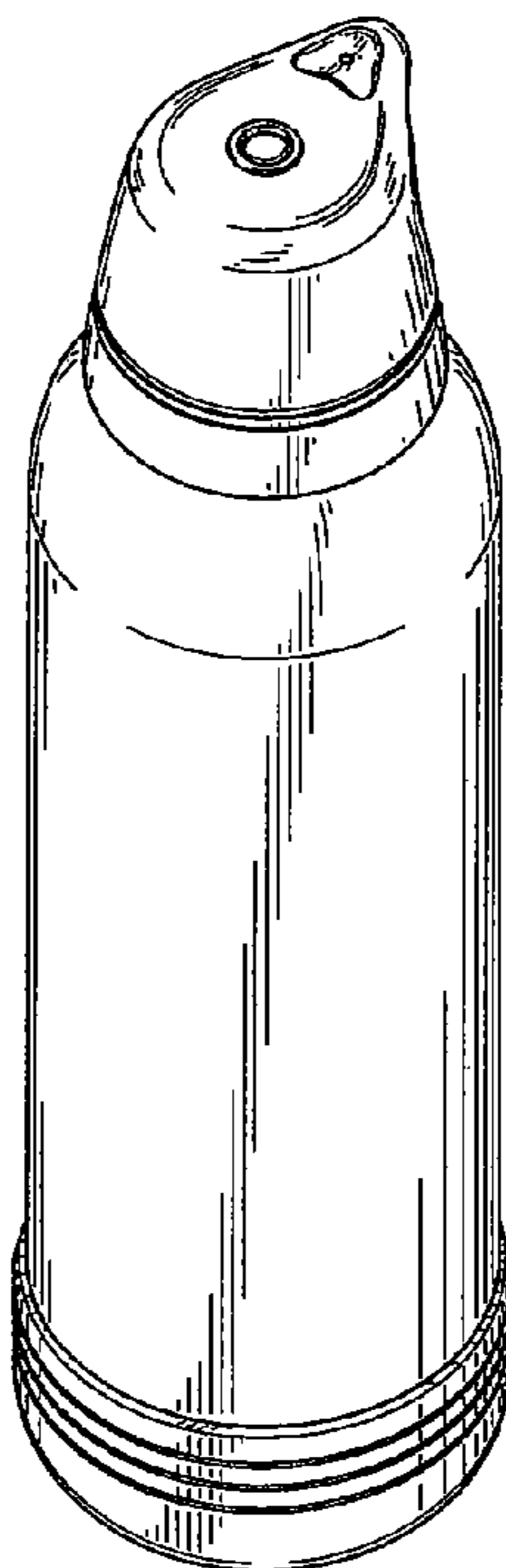


FIG. 1

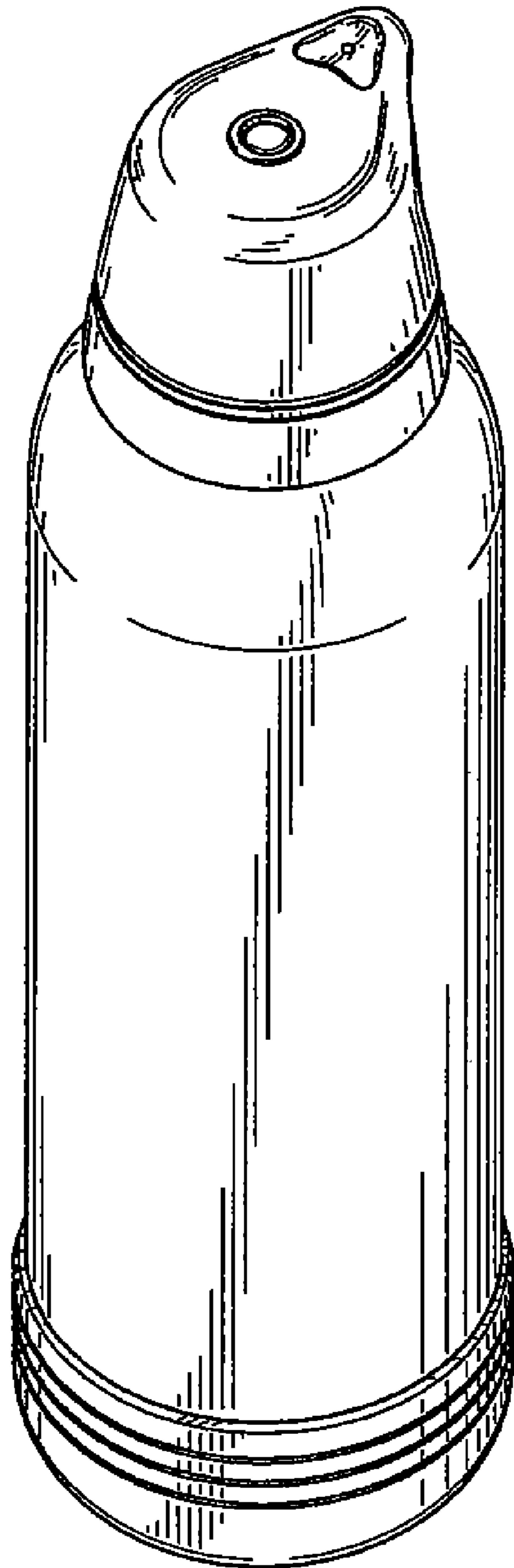


FIG.2




FIG.3

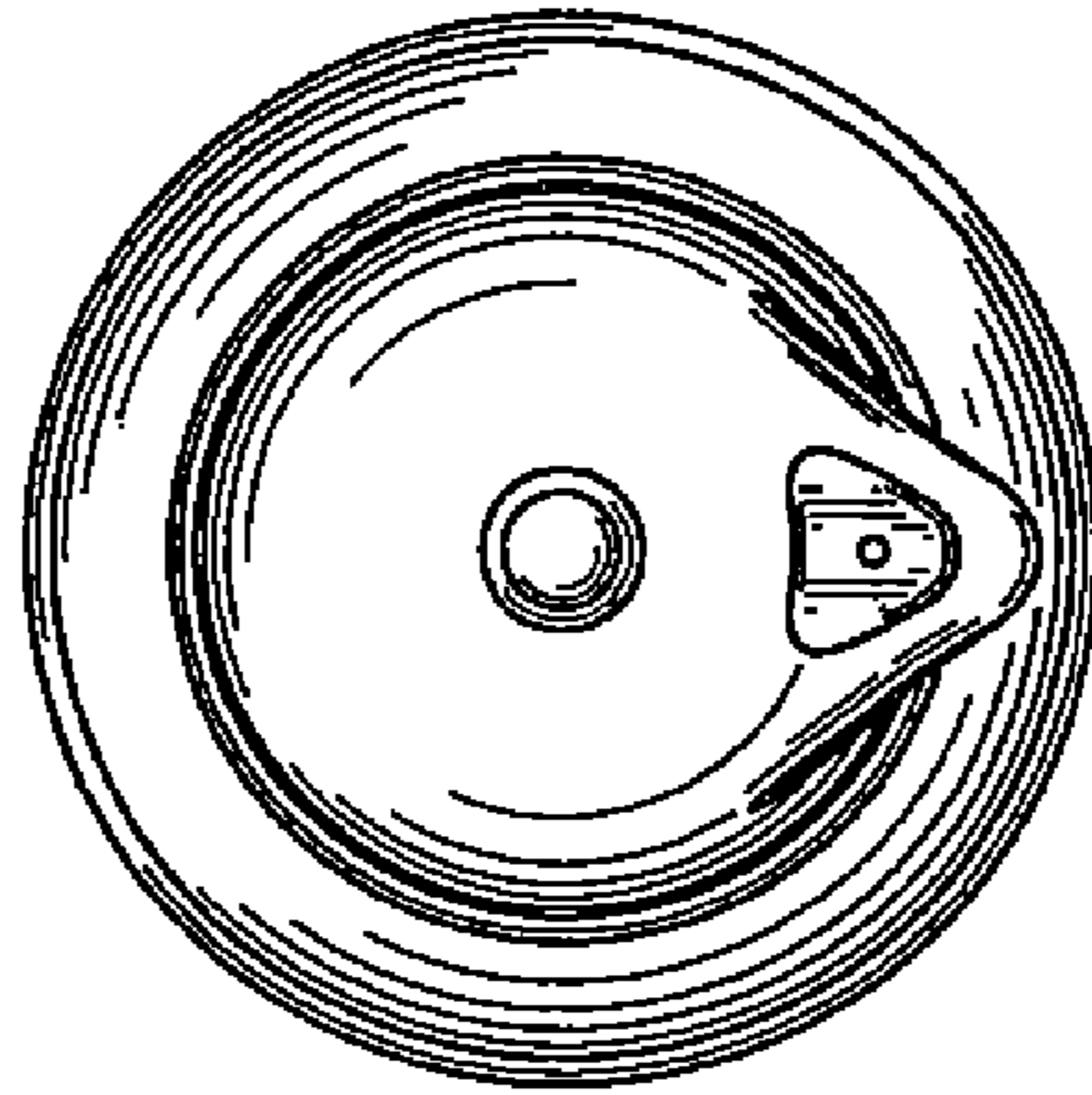


FIG.4




FIG.5

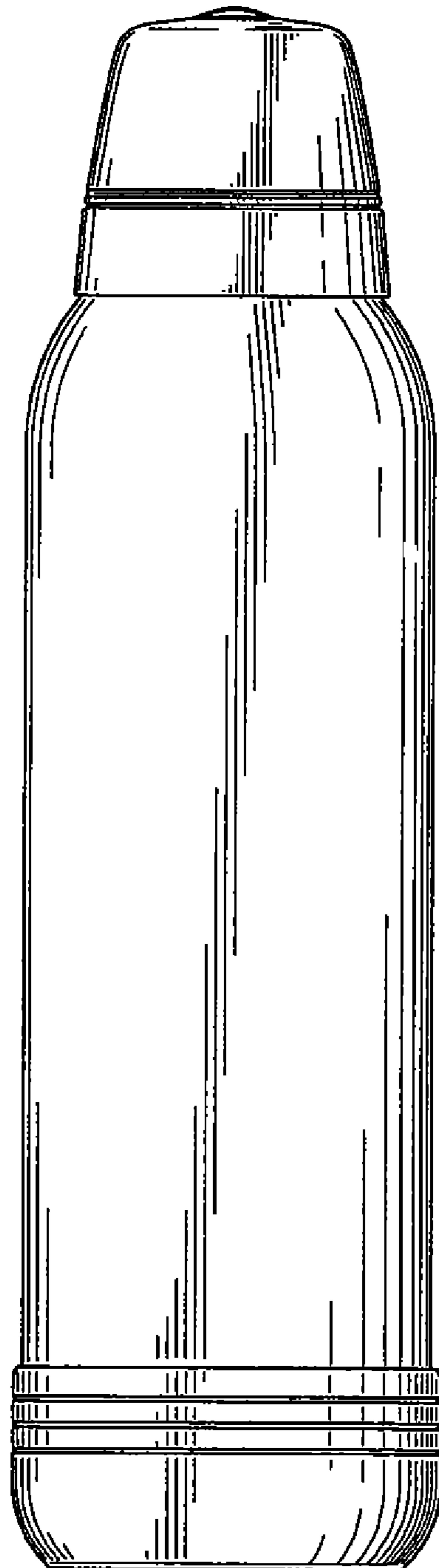


FIG.6

