



US00D619414S

(12) **United States Design Patent**  
**Williams**

(10) **Patent No.:** **US D619,414 S**  
(45) **Date of Patent:** **\*\* Jul. 13, 2010**

(54) **UTENSIL HANDLE**

D609,060 S \* 2/2010 Pallotto ..... D7/643

(76) Inventor: **Sharon Baker Williams**, 1007 N. Daniel St., Arlington, VA (US) 22201

\* cited by examiner

(\*\*) Term: **14 Years**

*Primary Examiner*—Caron Veynar

*Assistant Examiner*—Ricky Pham

(21) Appl. No.: **29/353,936**

(74) *Attorney, Agent, or Firm*—QuickPatents, Inc.; Kevin Prince

(22) Filed: **Jan. 15, 2010**

(57) **CLAIM**

(51) **LOC (9) Cl.** ..... **07-03**

What is claimed is the ornamental design for a utensil handle, as shown and described.

(52) **U.S. Cl.** ..... **D7/401.2; D7/642**

(58) **Field of Classification Search** ..... D7/368,  
D7/395, 401.2, 642–654, 660–669, 675–676,  
D7/683, 688–692, 695–696; 30/137, 141–143,  
30/147–150, 322–327, 329, 340, 342–346;  
416/70 R

**DESCRIPTION**

See application file for complete search history.

FIG. 1 is a top perspective view of a utensil handle, showing the new design;

FIG. 2 is a bottom perspective view of thereof;

FIG. 3 is a front elevational view thereof;

FIG. 4 is a rear elevational view thereof;

FIG. 5 is a right-side elevational view thereof, the left-side elevational view being a mirror image thereof;

FIG. 6 is a top plan view thereof; and,

FIG. 7 is a bottom plan view thereof.

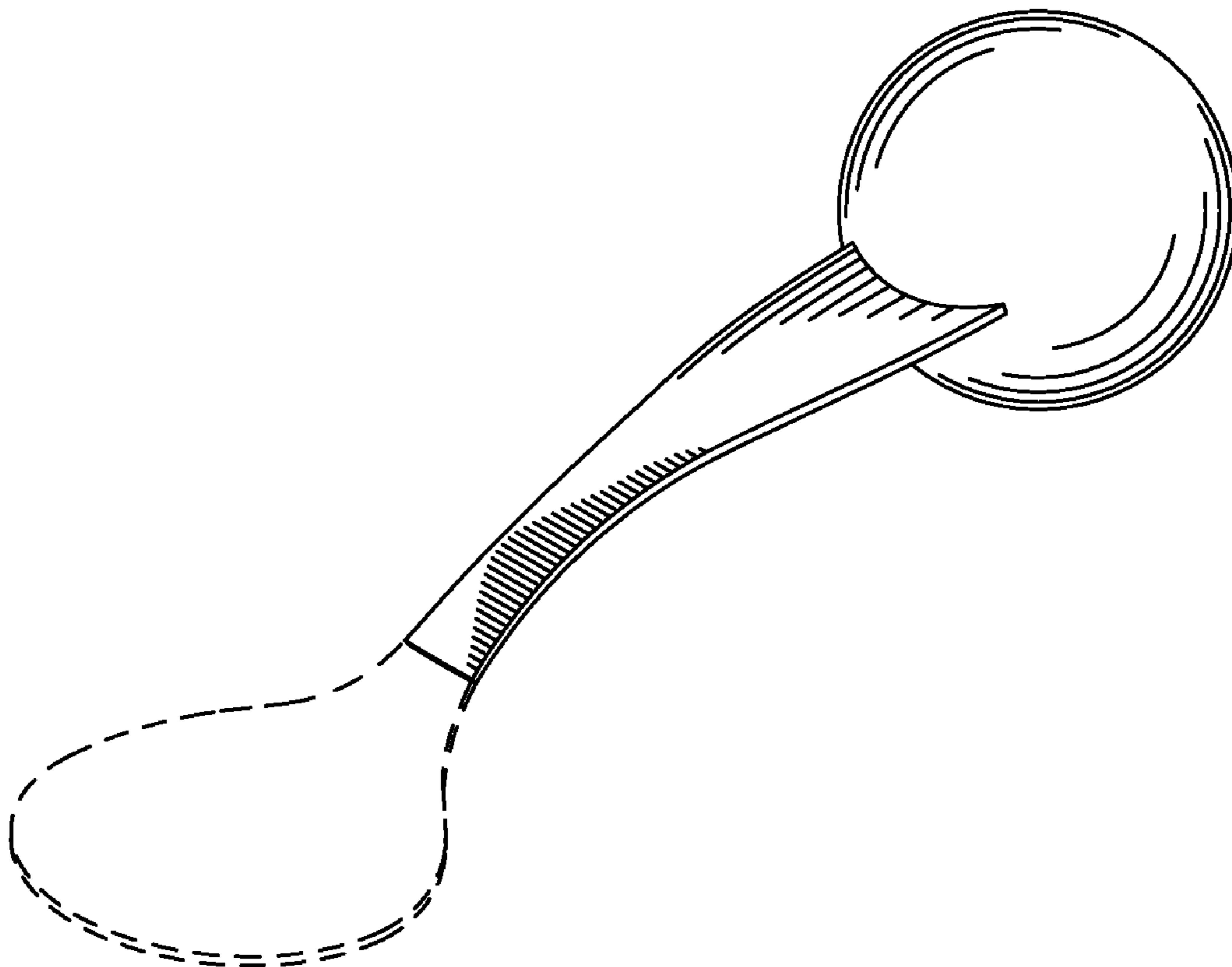
The broken lines showing a spoon head in FIG. 1 and a fork head in FIG. 2 are included for the purpose of illustrating the invention in use, and form no part of the claimed design.



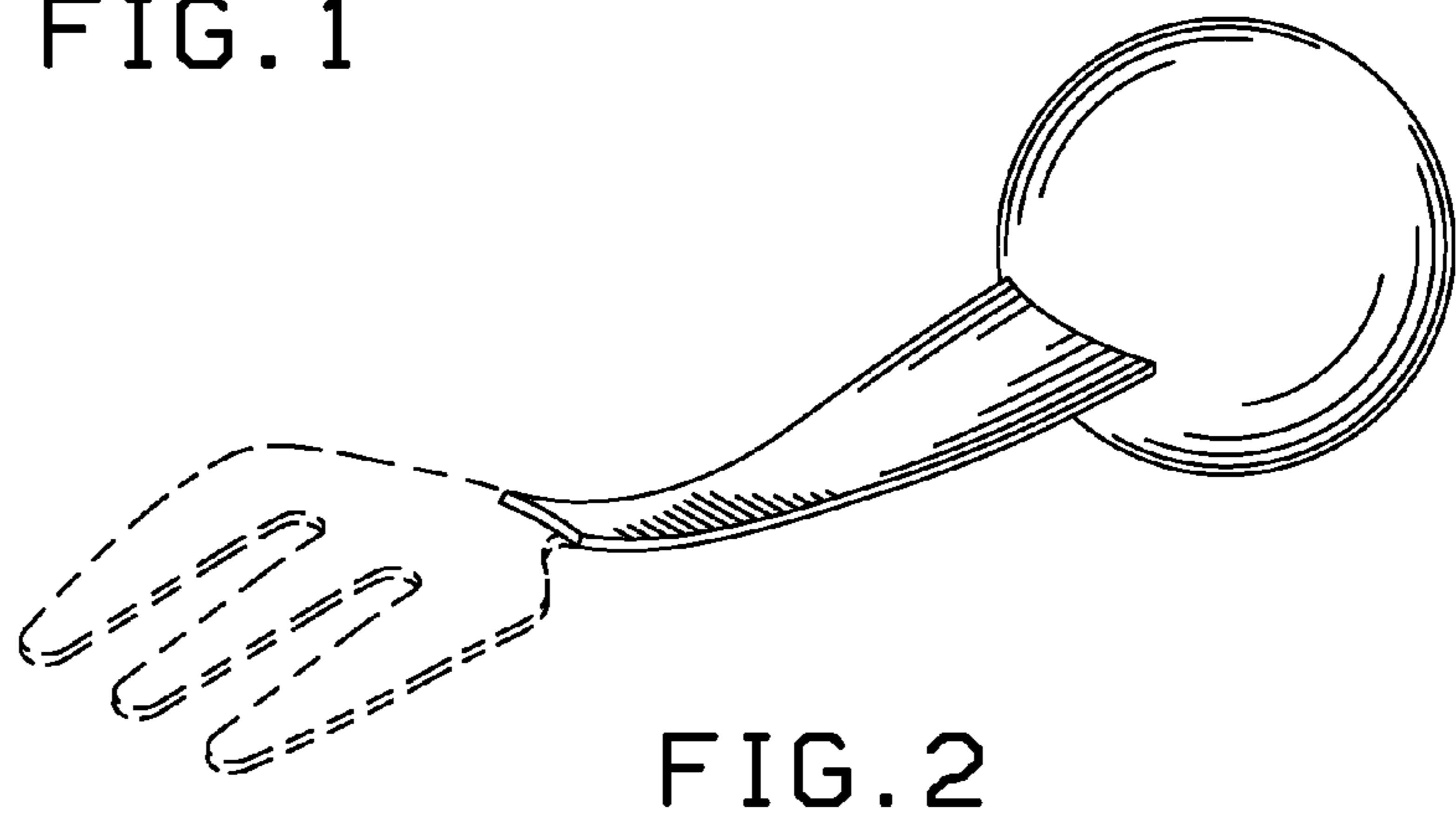
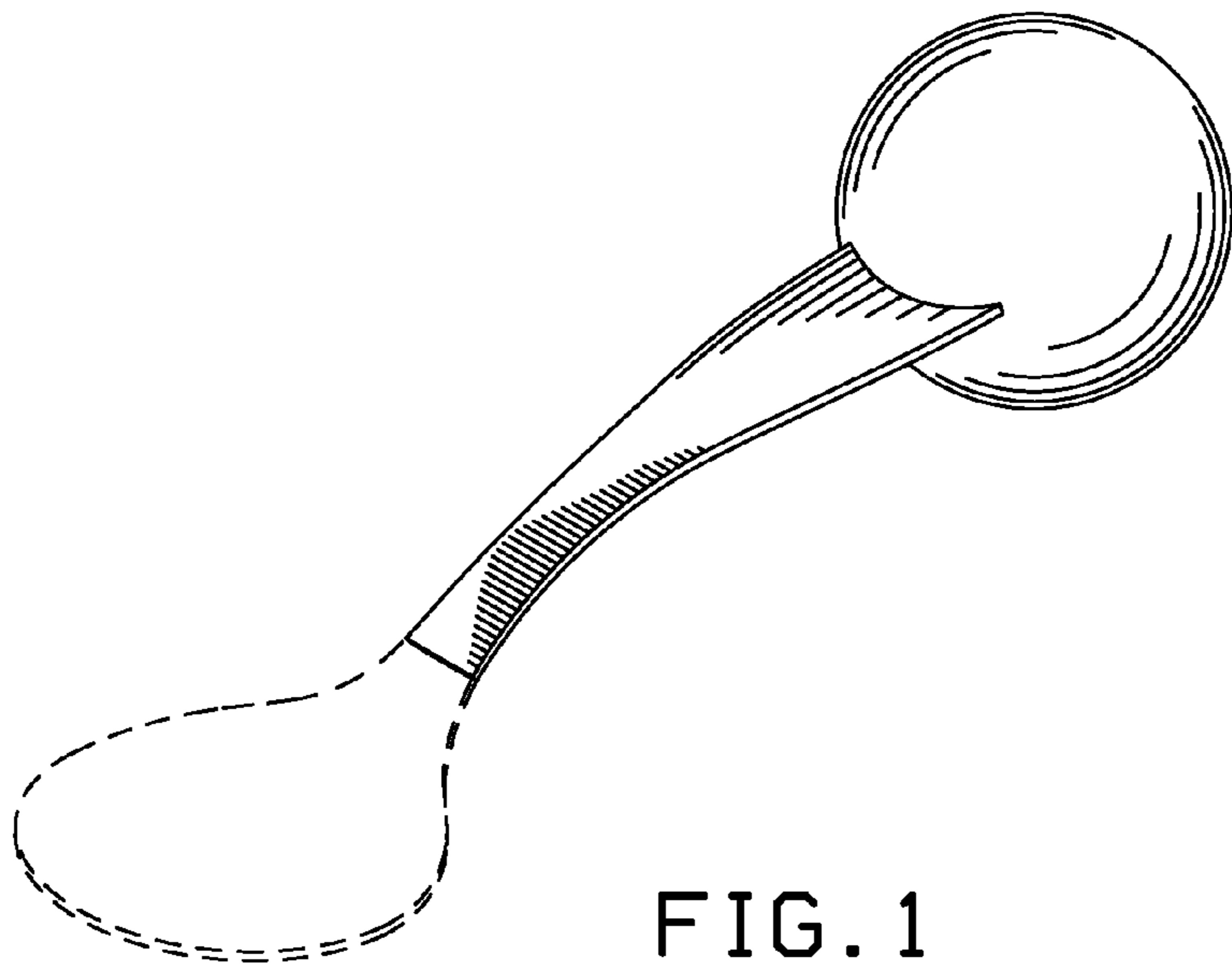
(56) **References Cited**

**U.S. PATENT DOCUMENTS**

D29,695 S *	11/1898	Swalm	.....	D7/648
D101,860 S *	11/1936	Ebeling	.....	D7/653
2,751,683 A *	6/1956	Johns	.....	30/324
D232,013 S *	7/1974	Cyren	.....	D7/691
D255,973 S *	7/1980	Morin	.....	D7/653
D413,049 S *	8/1999	Bergkvist	.....	D7/653
6,105,259 A *	8/2000	Meyers et al.	.....	30/323
D482,248 S *	11/2003	Roehrig	.....	D7/663
D492,551 S *	7/2004	Roehrig	.....	D7/663

**1 Claim, 2 Drawing Sheets**





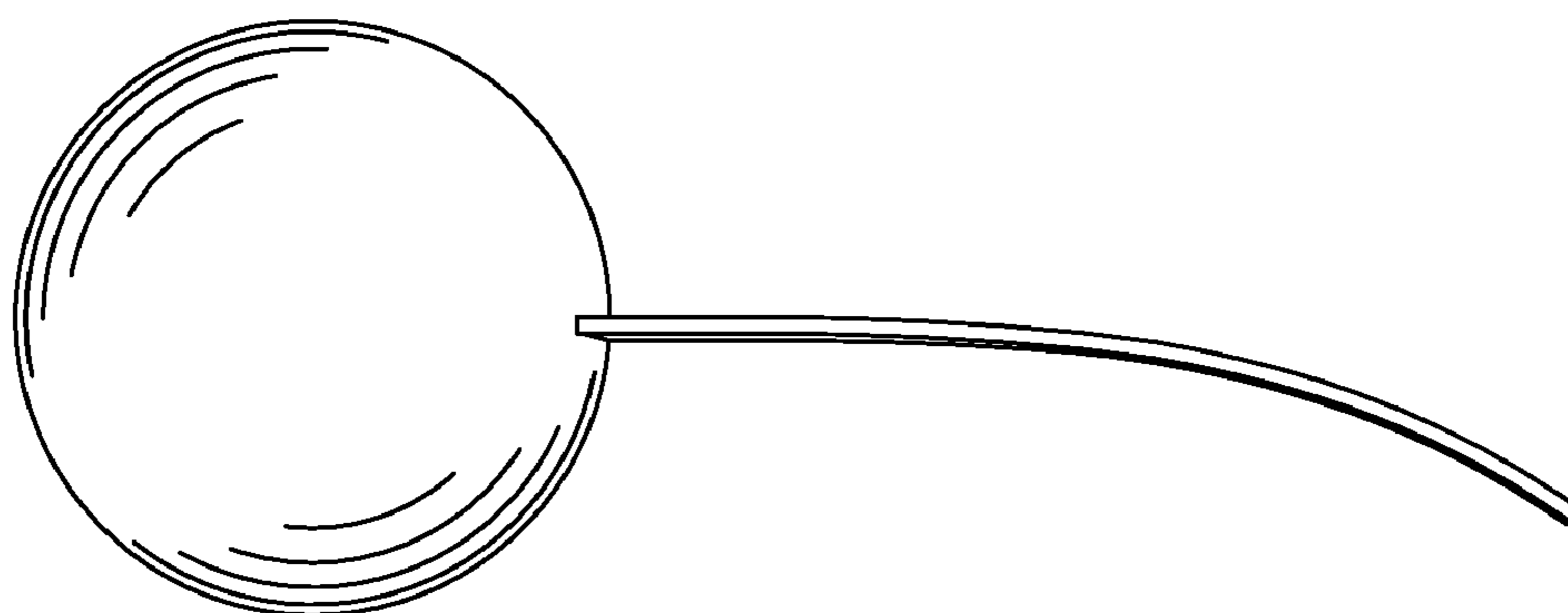


FIG. 5

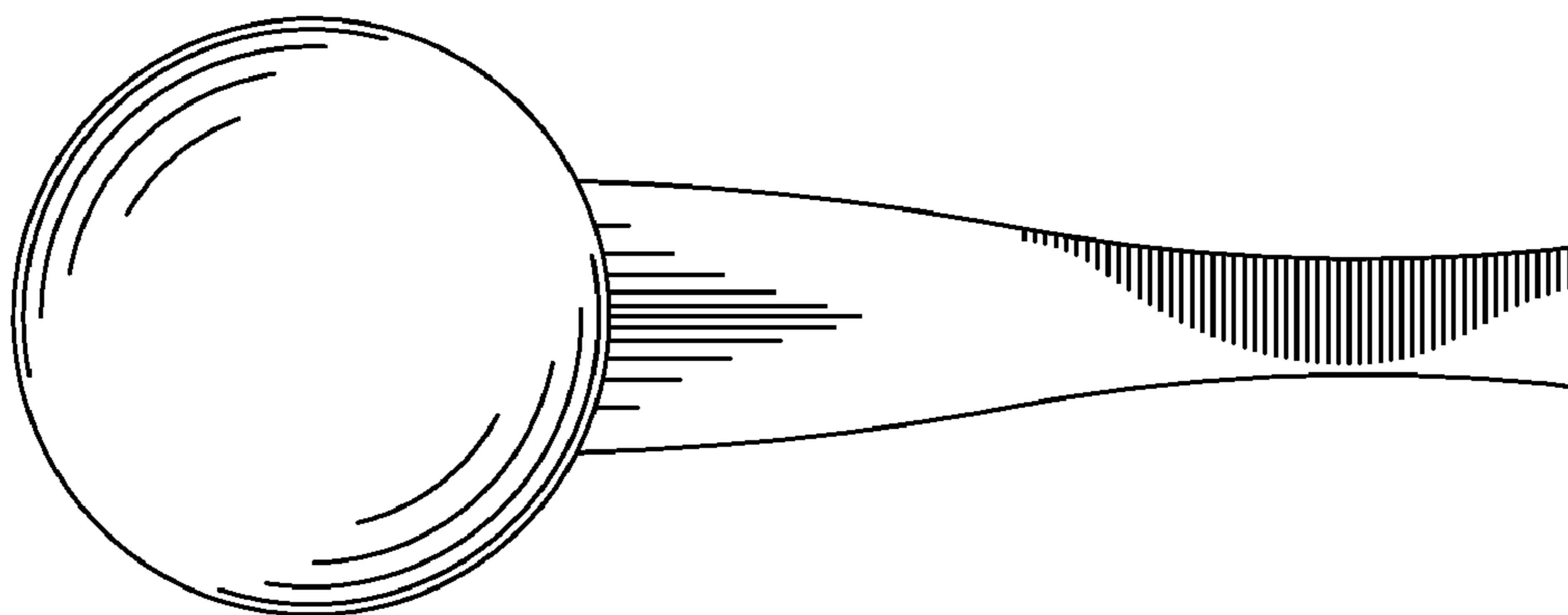


FIG. 6

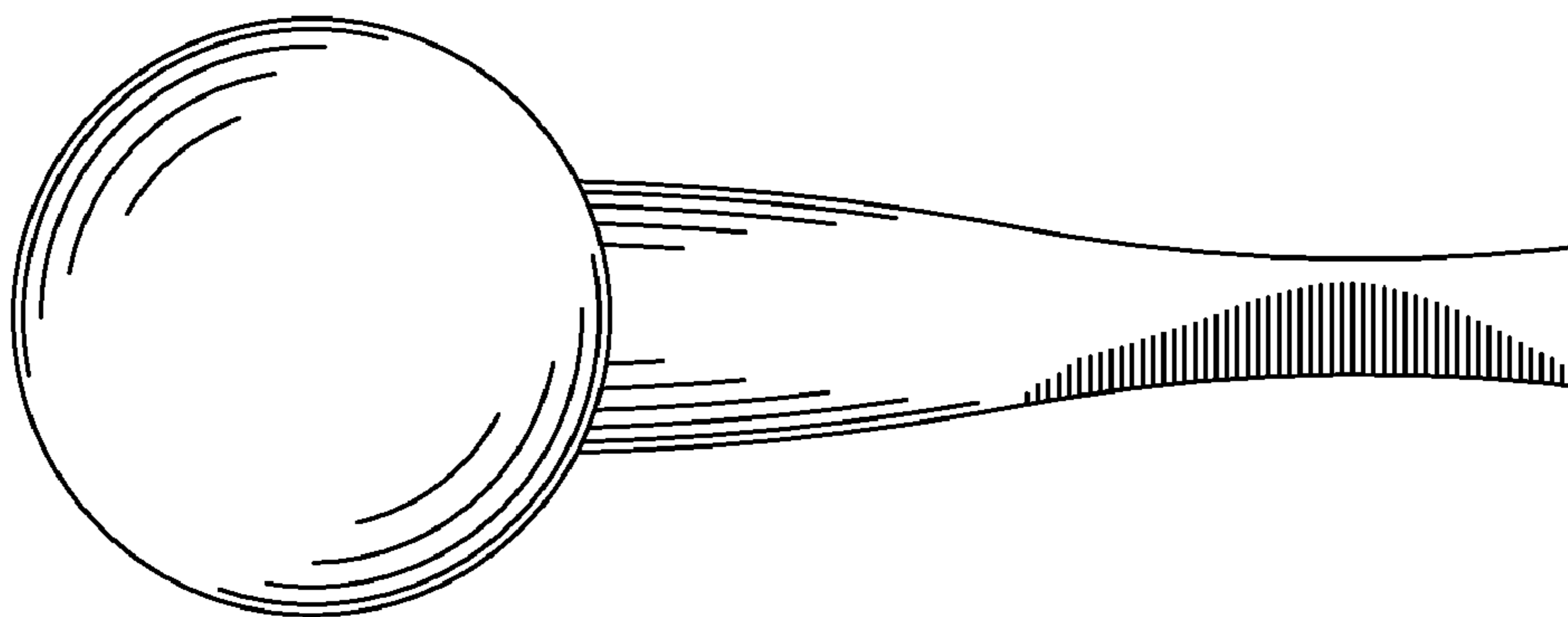


FIG. 7