



US00D619409S

(12) **United States Design Patent**
Pino et al.

(10) **Patent No.:** **US D619,409 S**
(45) **Date of Patent:** **** Jul. 13, 2010**

(54) **COFFEE MAKER**

(75) Inventors: **Giovanni Pino**, Delray Beach, FL (US);
Linda Makhanlall, Coconut Creek, FL
(US); **James D. Wilson**, Norwood, MA
(US); **Joey Zeledon**, Cambridge, MA
(US)

(73) Assignee: **Sunbeam Products, Inc.**, Boca Raton,
FL (US)

(**) Term: **14 Years**

(21) Appl. No.: **29/351,557**

(22) Filed: **Dec. 8, 2009**

(51) **LOC (9) Cl.** **07-01**

(52) **U.S. Cl.** **D7/309; D7/306; D7/311**

(58) **Field of Classification Search** **D7/300,**
D7/311, 306-309, 310, 397; D6/446; 222/129.1-129.4,
222/146.6; 99/300, 306, 307, 281
See application file for complete search history.

(56) **References Cited**

U.S. PATENT DOCUMENTS

D386,039 S *	11/1997	Dingelstad	D7/309
D478,461 S *	8/2003	Hoard	D7/309
D495,190 S *	8/2004	Picozza et al.	D7/309
D502,628 S *	3/2005	Ledingham et al.	D7/309
D513,917 S *	1/2006	Edrington	D7/309
D514,865 S *	2/2006	Steiner	D7/309
D530,969 S *	10/2006	Lin	D7/309
D544,744 S *	6/2007	Colman et al.	D7/301

D549,033 S *	8/2007	Colman et al.	D7/309
D553,416 S *	10/2007	Lin	D7/309
D555,415 S *	11/2007	Lin	D7/309
D556,496 S *	12/2007	Fung	D7/309
D557,059 S *	12/2007	Lin	D7/309
D558,505 S *	1/2008	Padain et al.	D7/306
D559,611 S *	1/2008	Cheong	D7/306
D602,727 S *	10/2009	Nicolini	D7/307
2003/0213370 A1 *	11/2003	Hammad et al.	99/300

* cited by examiner

Primary Examiner—Marianne Pandozzi

(74) *Attorney, Agent, or Firm*—Lawrence J. Shurupoff

(57) **CLAIM**

The ornamental design for a coffee maker, as shown and described.

DESCRIPTION

FIG. 1 is a front perspective view of the coffee maker showing the new design;

FIG. 2 is a front elevation view thereof;

FIG. 3 is a back elevation view thereof;

FIG. 4 is a left side elevation view thereof;

FIG. 5 is a right side elevation view thereof;

FIG. 6 is a top plan view thereof; and,

FIG. 7 is a bottom plan view thereof.

The broken lines in the drawings are for illustrative purposes only and form no part of the claimed design.

1 Claim, 4 Drawing Sheets

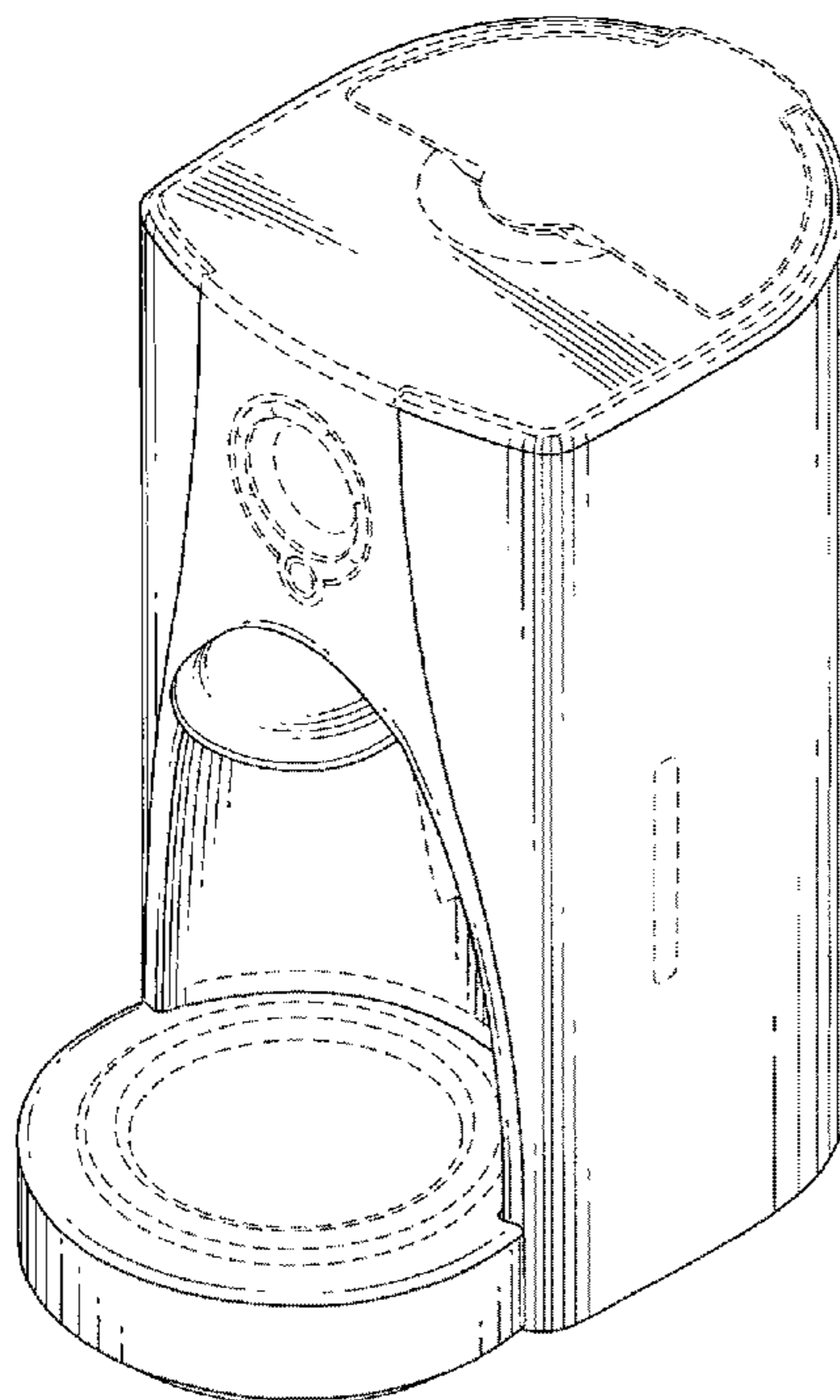


FIG. 1

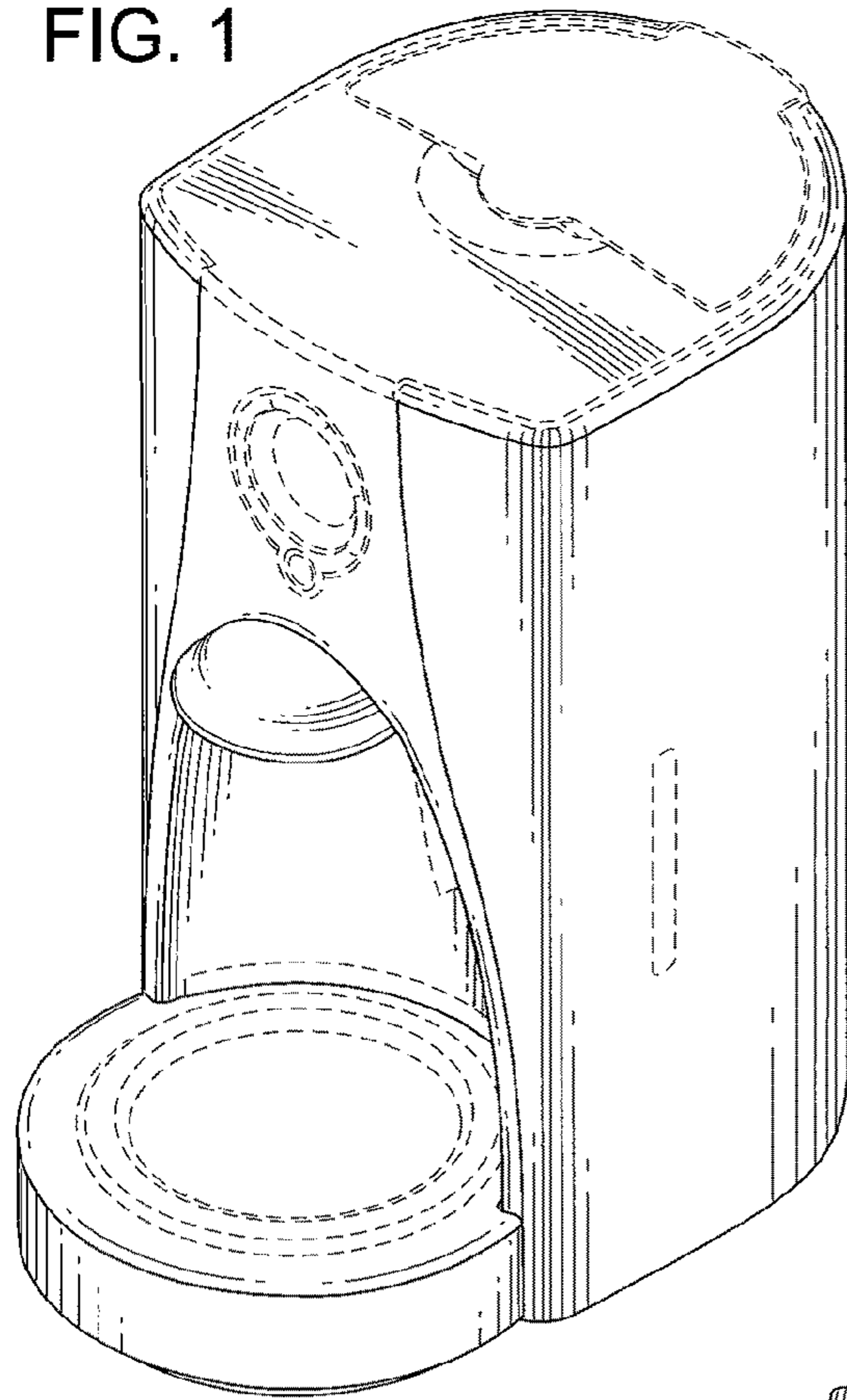


FIG. 2

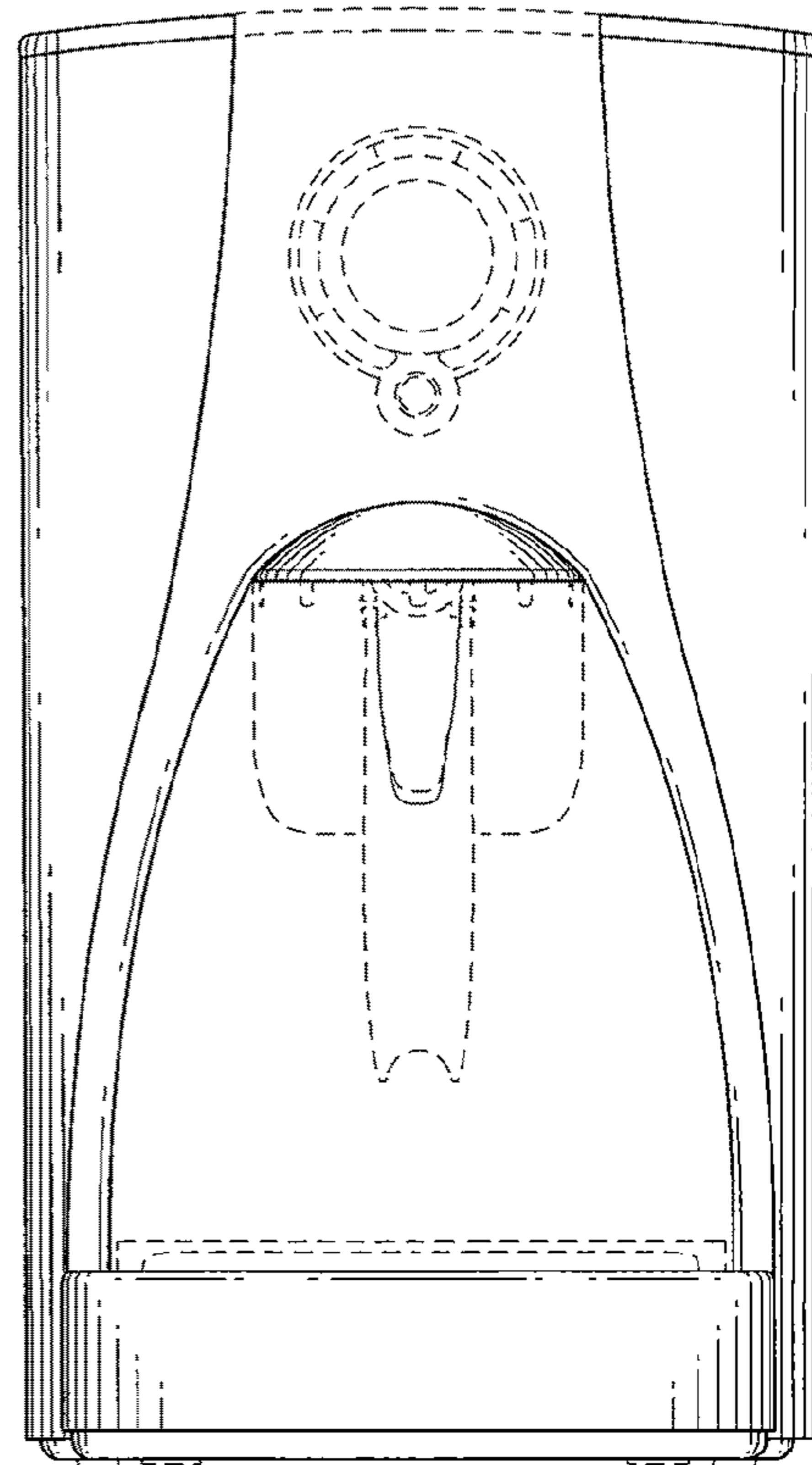


FIG. 3




FIG. 4

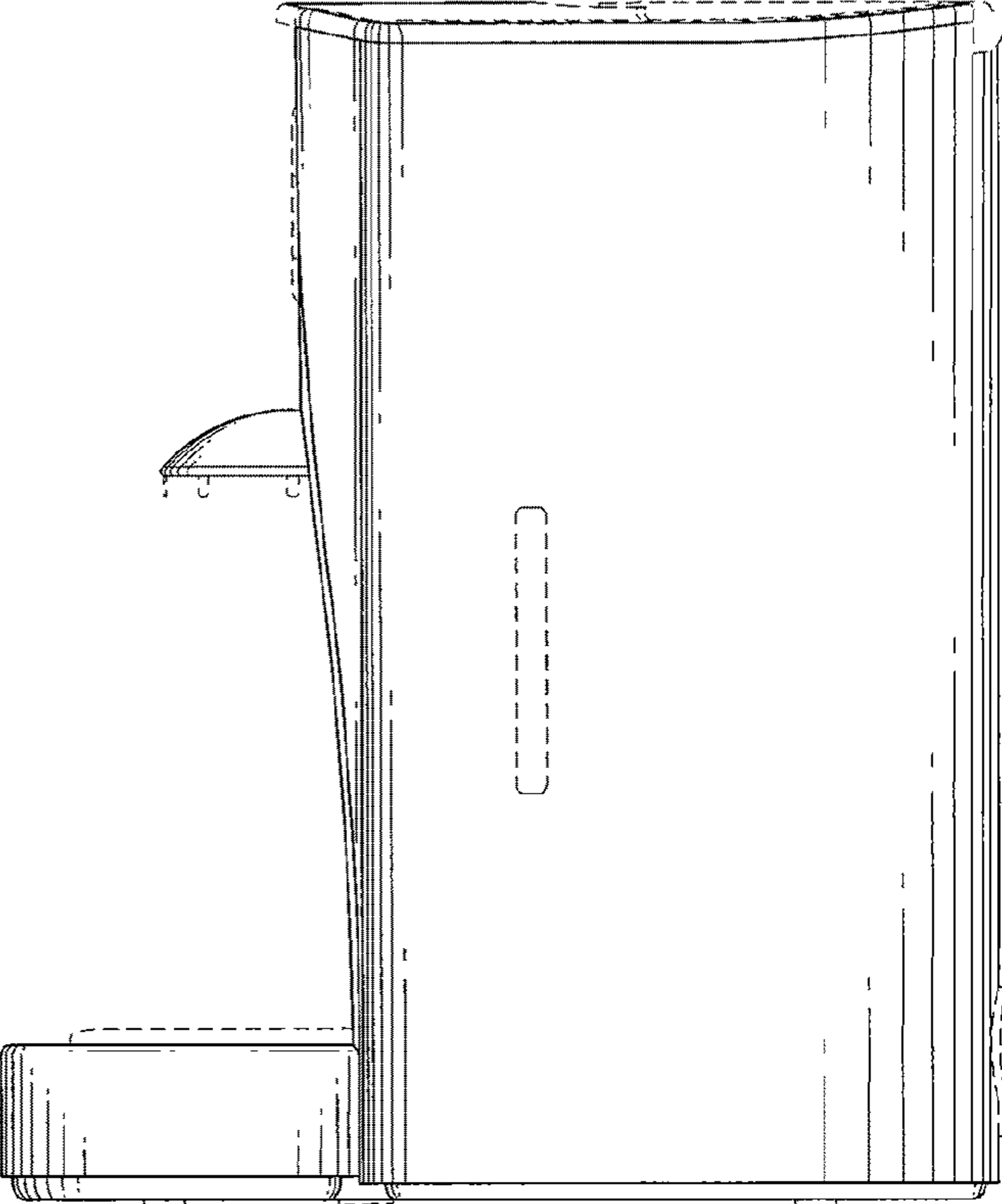


FIG. 5

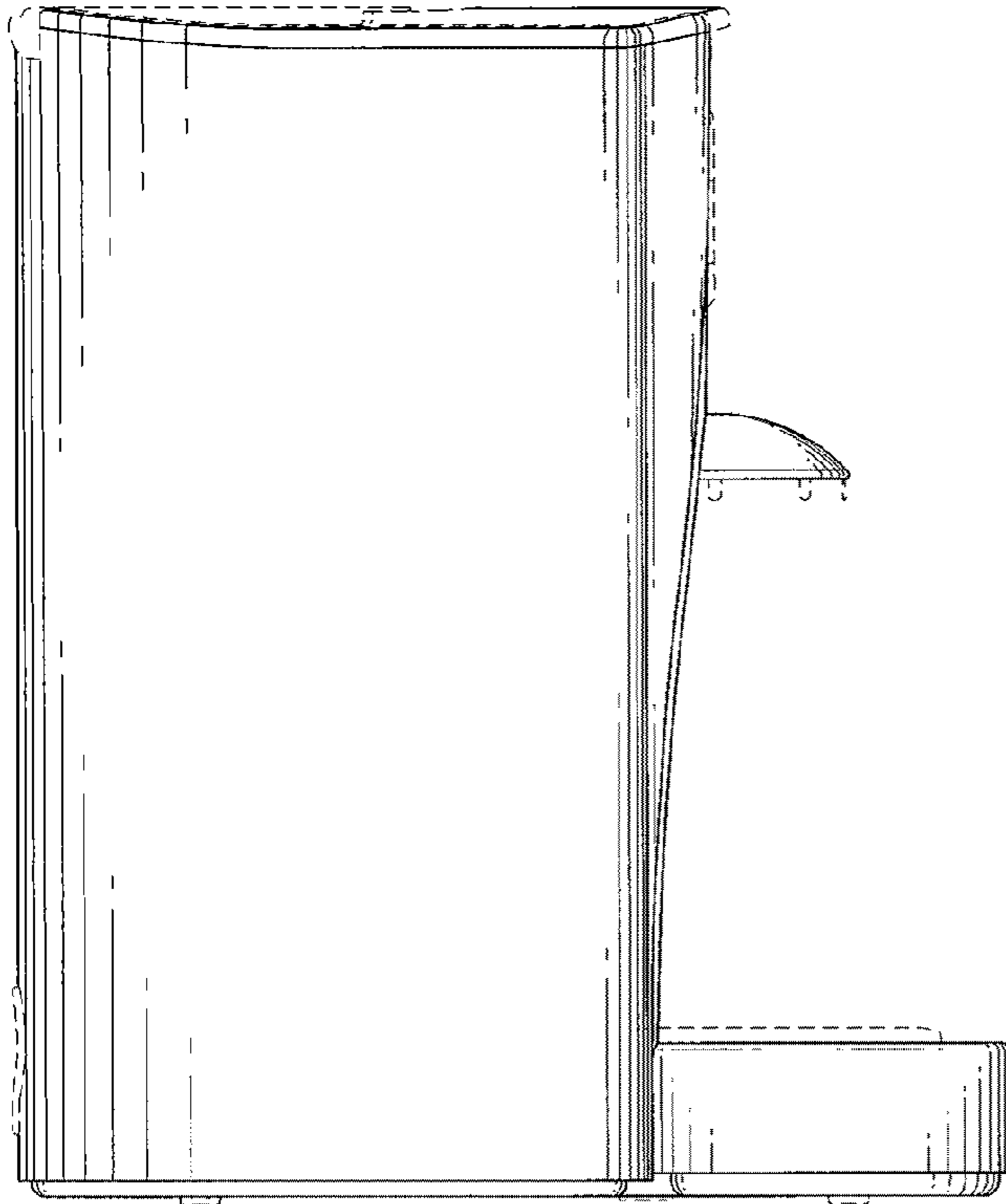


FIG. 6

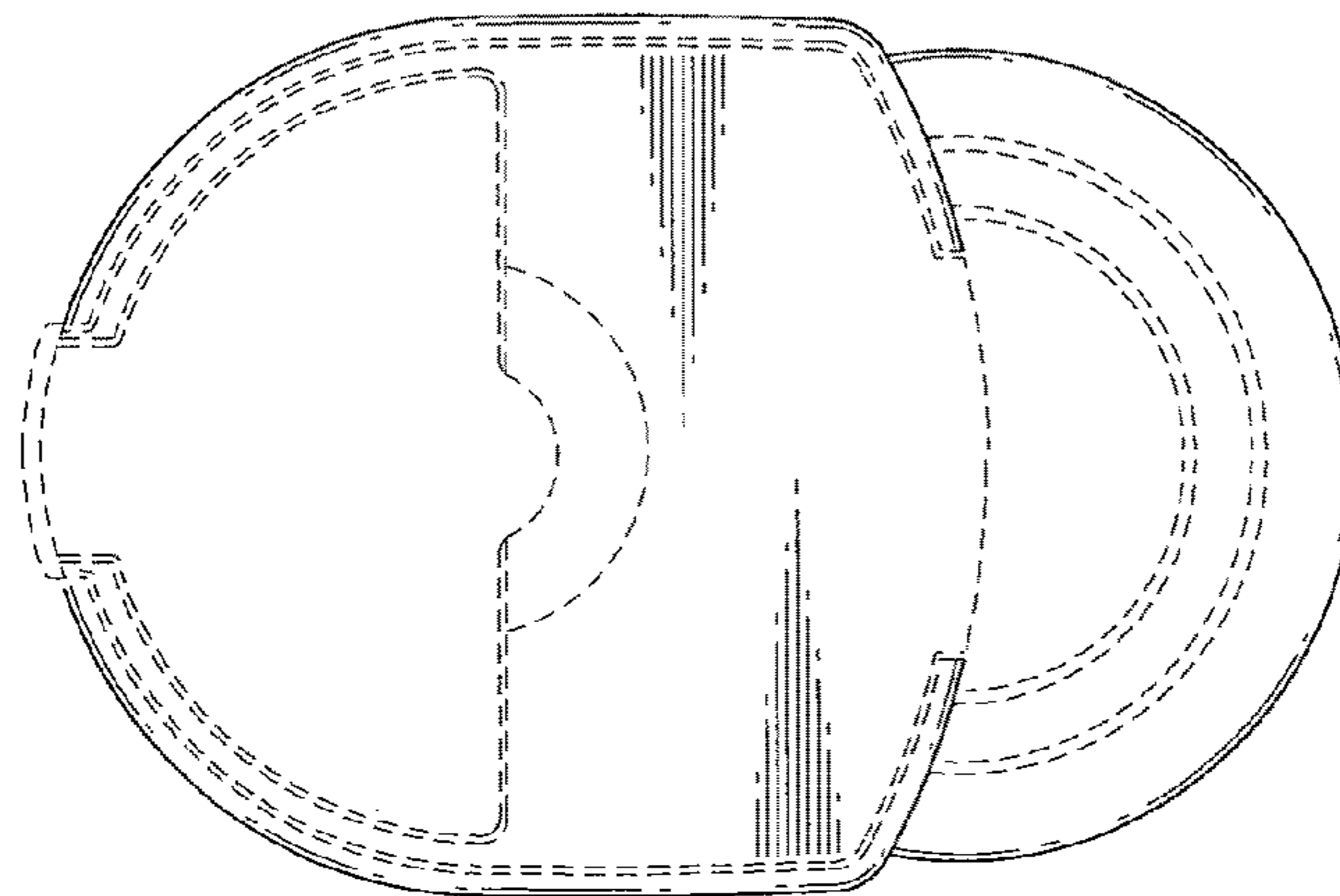


FIG. 7

