



US00D619407S

(12) **United States Design Patent**  
**Nielsen**

(10) **Patent No.:** **US D619,407 S**  
(45) **Date of Patent:** **\*\* Jul. 13, 2010**

(54) **STORAGE APPARATUS FOR MULTIMEDIA ITEMS**

D528,341 S \* 9/2006 Lau ..... D6/630  
D610,371 S \* 2/2010 Nielsen ..... D6/457  
D610,833 S \* 3/2010 Grzybowksi et al. .... D6/455

(75) Inventor: **Britta Claire Nielsen**, Seattle, WA (US)

\* cited by examiner

(73) Assignee: **Slam Brands, Inc.**, Redmond, WA (US)

*Primary Examiner*—Elizabeth A Albert

*Assistant Examiner*—Kelley A Donnelly

(\*\*) Term: **14 Years**

(74) *Attorney, Agent, or Firm*—Turocy & Watson, LLP;  
Thomas E. Watson

(21) Appl. No.: **29/358,319**

(22) Filed: **Mar. 25, 2010**

(57) **CLAIM**

(51) **LOC (9) Cl.** ..... **06-04**

An ornamental design for the storage apparatus for multimedia items, as shown and described.

(52) **U.S. Cl.** ..... **D6/629**

(58) **Field of Classification Search** ..... D6/629–630,  
D6/396, 407, 409–416, 449, 462–465; 108/29,  
108/31, 59–60; 211/34, 36–37, 40, 41.12,  
211/42

See application file for complete search history.

**DESCRIPTION**

(56) **References Cited**

U.S. PATENT DOCUMENTS

4,345,802 A *	8/1982	Sorensen	.....	312/42
D360,329 S *	7/1995	Chu	.....	D6/629
D396,986 S *	8/1998	Robinson et al.	.....	D6/630
D405,309 S *	2/1999	Mok	.....	D6/630
D409,865 S *	5/1999	West	.....	D6/509
D433,264 S *	11/2000	Lindeqvist et al.	.....	D6/631
D450,971 S *	11/2001	Lee	.....	D6/630
D452,389 S *	12/2001	Scala et al.	.....	D6/408
D458,504 S *	6/2002	Liu	.....	D6/630
D521,793 S *	5/2006	Lau	.....	D6/630

FIG. 1 is a first perspective view of a design for the storage apparatus for multimedia items;

FIG. 2 is a second perspective view of the design therefor;

FIG. 3 is a third perspective view of the design therefor;

FIG. 4 is a front view of the design therefor;

FIG. 5 is a rear view of the design therefor;

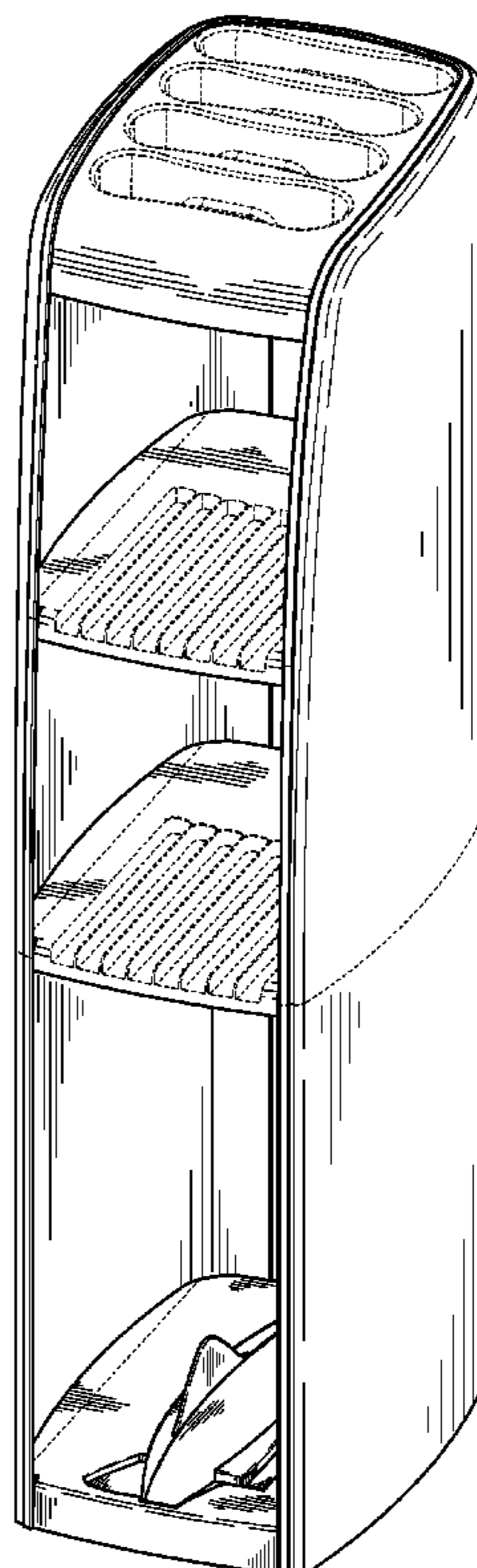
FIG. 6 is a first side end view of the design therefor, which is mirrored by the other side end view;

FIG. 7 is a top plan view of the design therefor; and,

FIG. 8 is a bottom plan view of the design therefor.

The dashed lines in the drawings are shown for environmental purposes and form no part of the claimed design.

**1 Claim, 7 Drawing Sheets**






Fig. 1

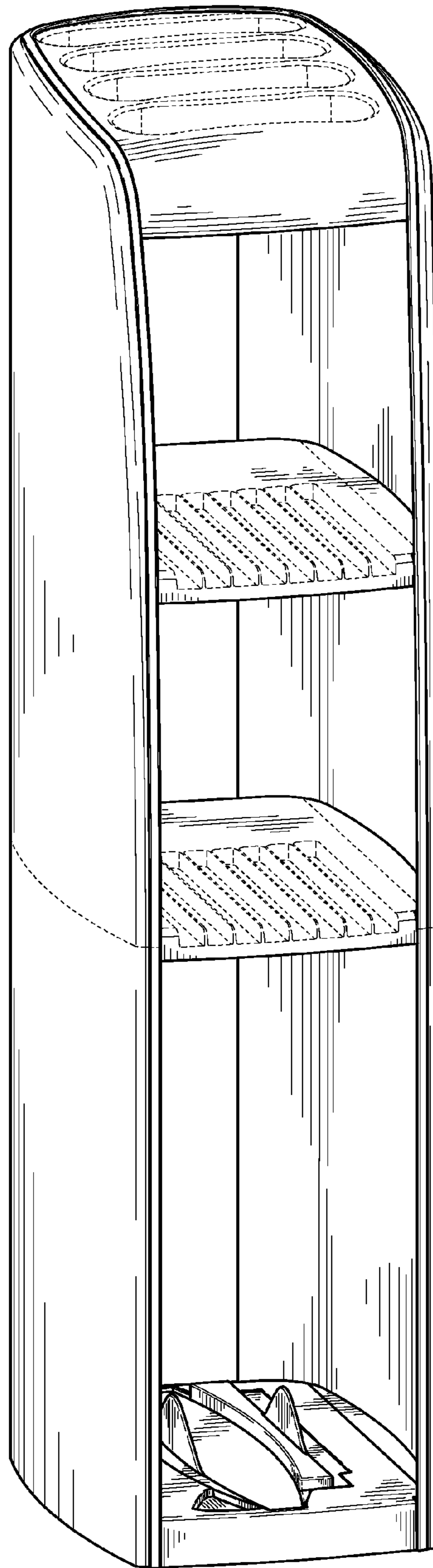
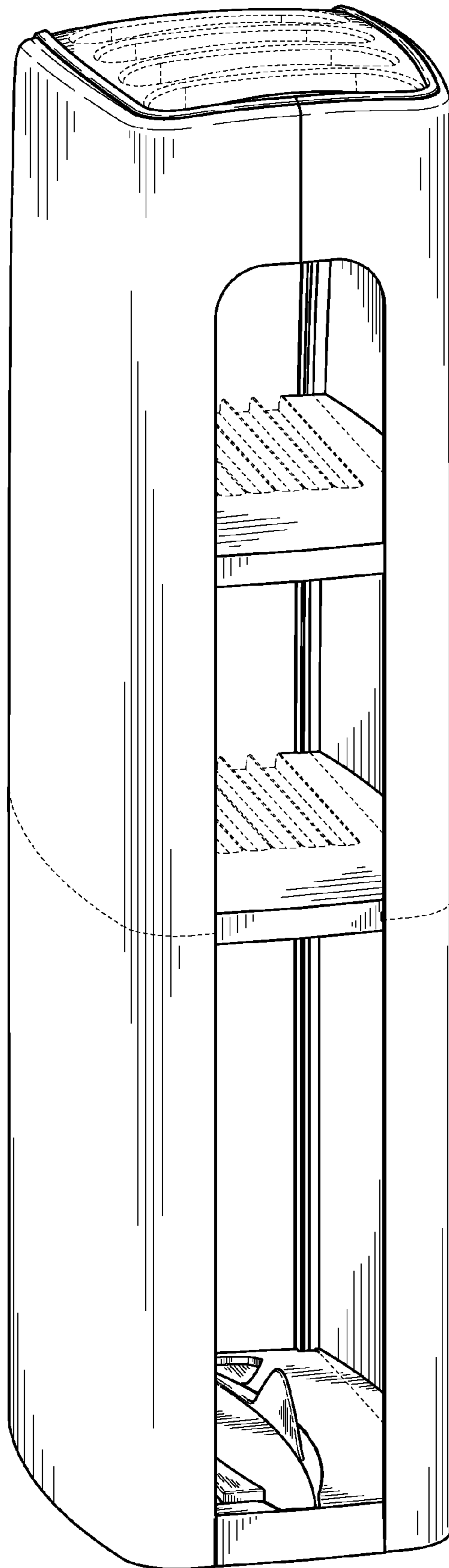


Fig. 2



**Fig. 3**

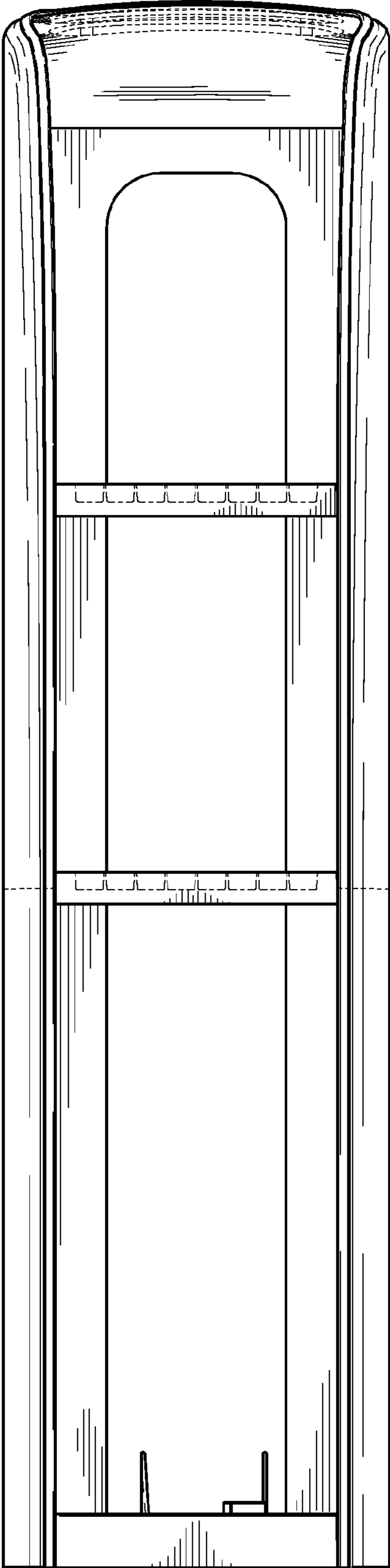
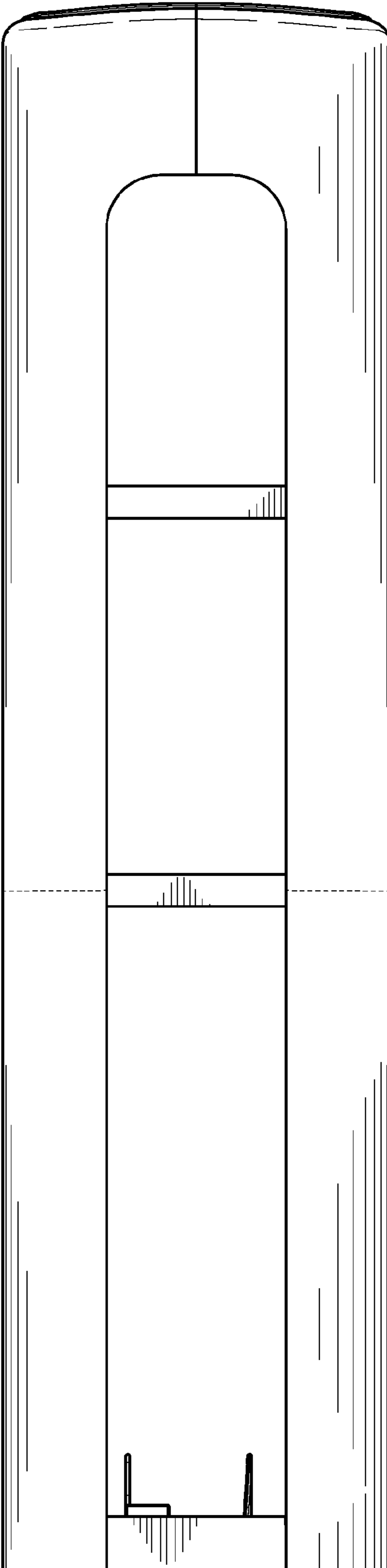



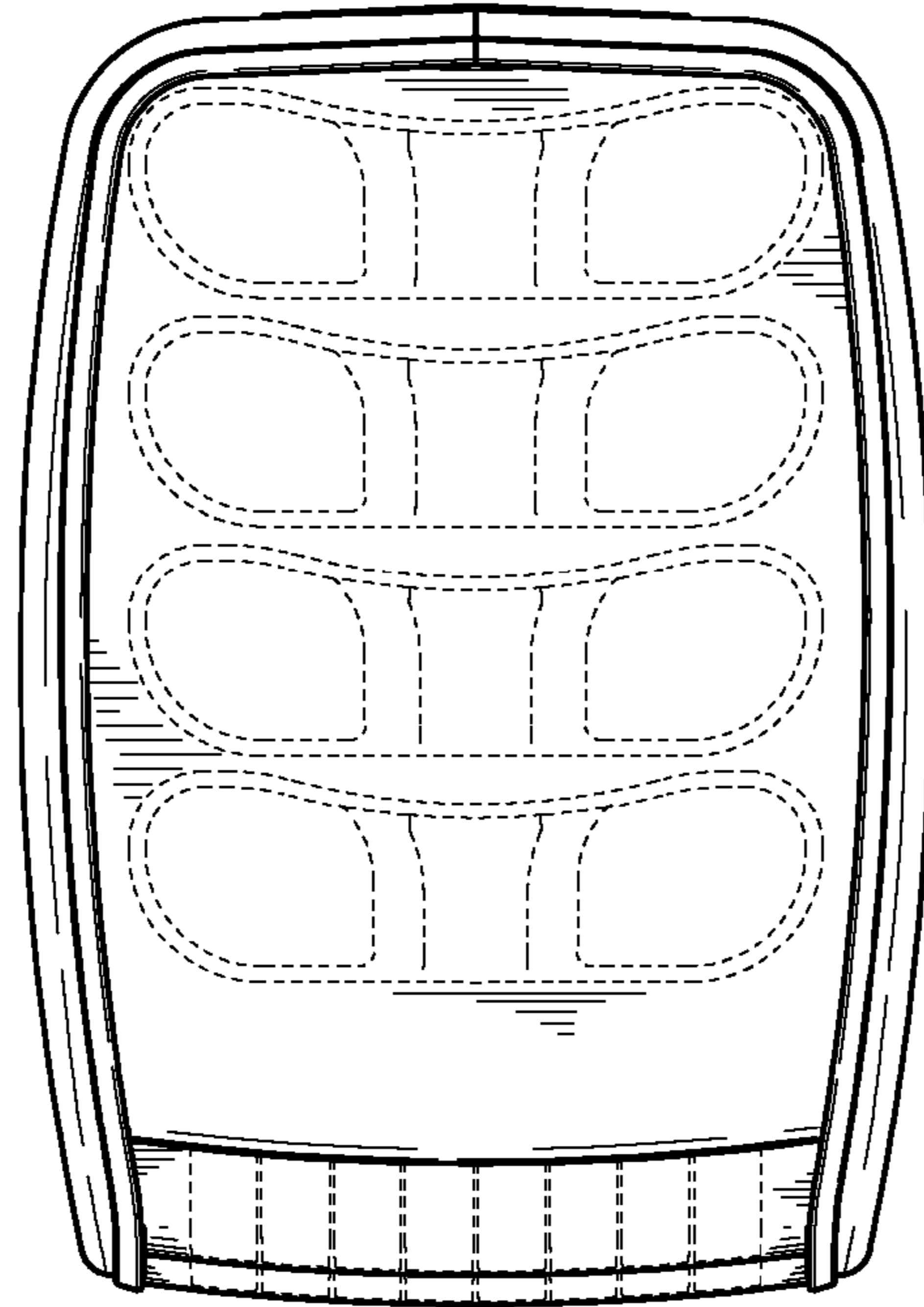
Fig. 4



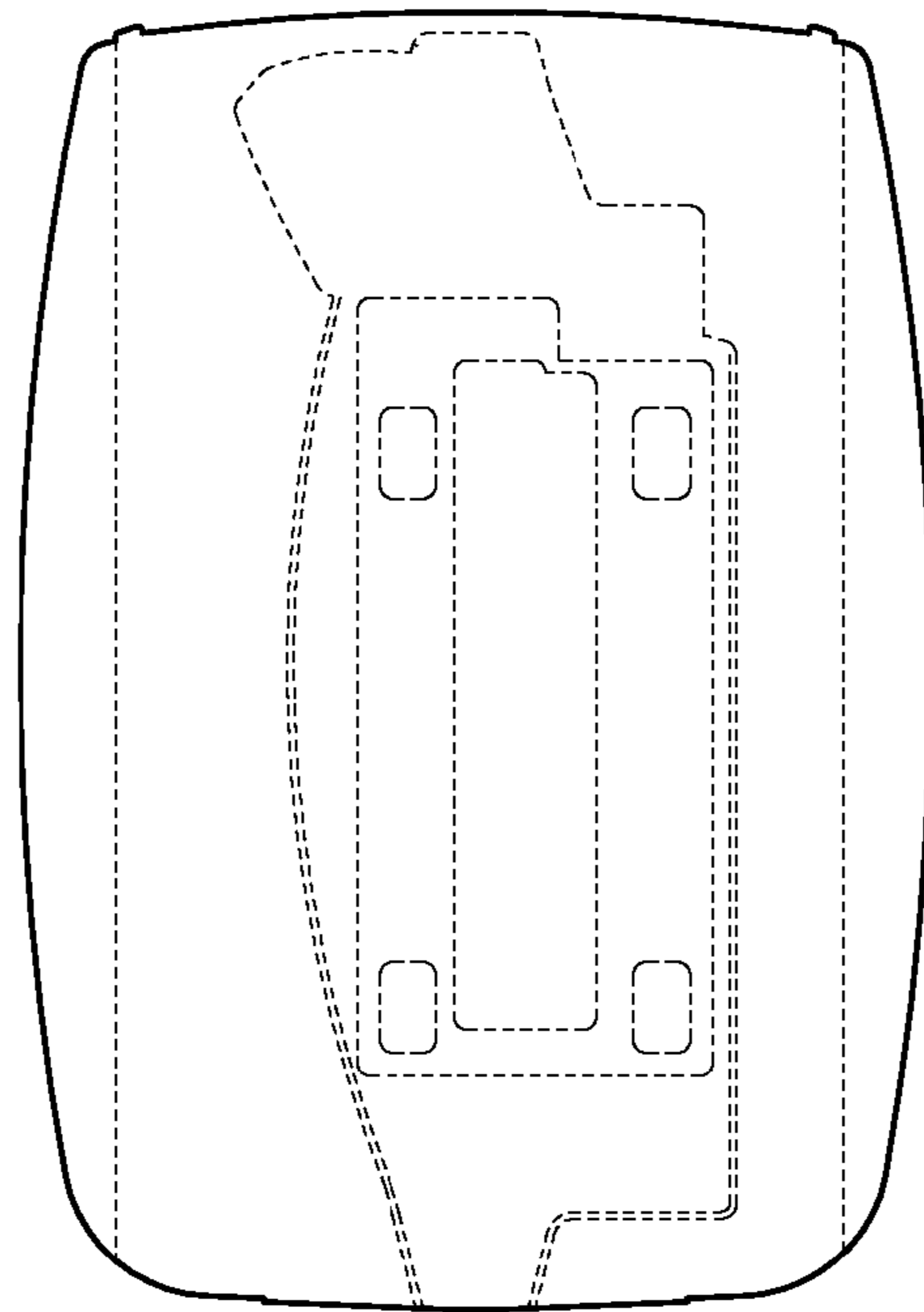
**Fig. 5**



**Fig. 6**



**Fig. 7**



**Fig. 8**