



US00D619400S

(12) **United States Design Patent**
Stroppiana

(10) **Patent No.:** **US D619,400 S**
(45) **Date of Patent:** **** Jul. 13, 2010**

(54) **FLOORING WITH TREAD SURFACE**

(75) Inventor: **Fernando Stroppiana**, Grinzane Cavour (IT)

(73) Assignee: **Mondo S.p.A.**, Alba Franzione Gallo (Cuneo) (IT)

(**) Term: **14 Years**

(21) Appl. No.: **29/343,199**

(22) Filed: **Sep. 9, 2009**

Related U.S. Application Data

(63) Continuation of application No. 29/281,223, filed on Jun. 19, 2007, now abandoned.

(51) **LOC (9) Cl.** **06-11**

(52) **U.S. Cl.** **D6/582**

(58) **Field of Classification Search** D6/582, D6/583, 584-595, 596, 601, 604; D5/37, D5/41, 49, 53, 59, 61; D25/163; D12/209, D12/203, 579; 428/45, 95, 131, 159, 172, 428/192; 119/498, 528; 156/3.1; D1/121, D1/129

See application file for complete search history.

(56) **References Cited**

U.S. PATENT DOCUMENTS

- D45,900 S * 6/1914 Ward D1/121
- D48,179 S * 11/1915 Hanna D1/121
- D66,798 S 3/1925 Hutchens
- D87,147 S 6/1932 Darrow
- D96,812 S 9/1935 Brittain
- D104,684 S 5/1937 Hausman
- D117,601 S 11/1939 Snyder
- D157,953 S 4/1950 Hawkinson
- D167,381 S 7/1952 Thaden
- D172,703 S * 7/1954 Bull D6/582
- D187,575 S 3/1960 Caurette
- 3,247,638 A 4/1966 Gay
- 4,112,176 A 9/1978 Bailey
- D280,772 S 9/1985 McCreery et al.

- D287,352 S 12/1986 Cain
- D294,212 S 2/1988 Sias et al.
- D311,108 S 10/1990 Farley
- D316,202 S 4/1991 Farley
- D340,568 S * 10/1993 Lane D1/121
- D352,634 S 11/1994 Canning
- D359,869 S 7/1995 Oren
- D381,543 S 7/1997 Farley
- D385,979 S * 11/1997 Berger D25/163
- D388,036 S 12/1997 Labbe et al.
- D403,193 S 12/1998 Felter, Jr. et al.
- D413,731 S * 9/1999 Hannington D5/61
- D416,158 S 11/1999 Denney
- D430,733 S * 9/2000 Schreiber D5/53
- D450,934 S 11/2001 Duritsch et al.
- D455,014 S 4/2002 Cheynet
- D478,410 S 8/2003 White
- D486,343 S 2/2004 Feuer
- D487,607 S * 3/2004 Loring D1/121

(Continued)

Primary Examiner—Robert M Spear
Assistant Examiner—Barbara B Lohr
(74) *Attorney, Agent, or Firm*—Heslin Rothenberg Farley & Mesiti P.C.; Victor A. Cardona, Esq.

(57) **CLAIM**

The ornamental design for the flooring with tread surface, as shown and described.

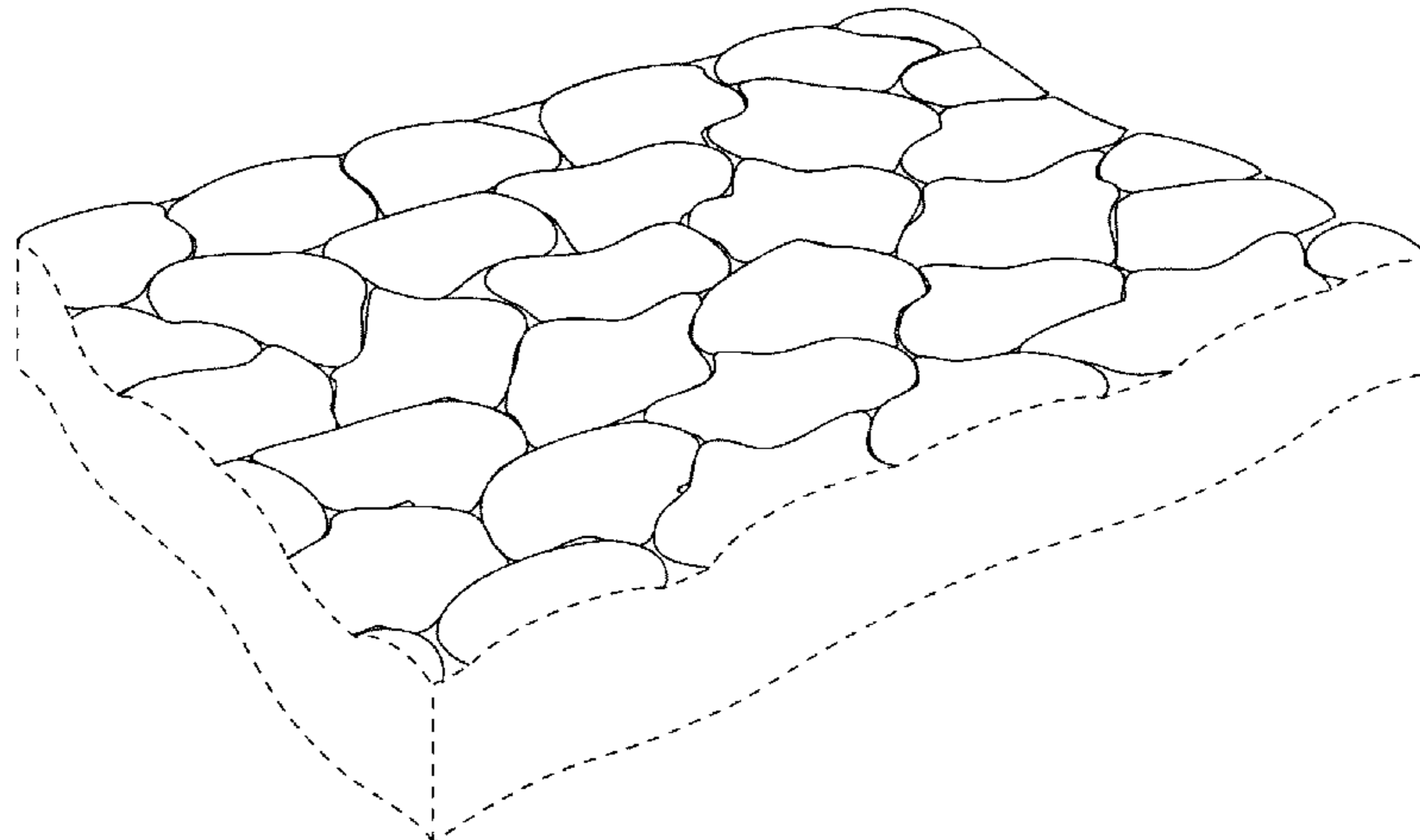
DESCRIPTION

FIG. 1 is a perspective view of a treading surface for flooring comprising my new design; and,

FIG. 2 is a top plan view of the design.

The broken lines are for illustrative purposes only and form no part of the claimed design.

1 Claim, 2 Drawing Sheets



US D619,400 S

Page 2

U.S. PATENT DOCUMENTS

D502,350 S	3/2005	O'Reagan	D512,547 S *	12/2005	O'Neill	D1/129
6,878,430 B2	4/2005	Milewski et al.	D530,262 S	10/2006	Chapman et al.	
D507,445 S	7/2005	Song et al.	D559,606 S	1/2008	Snell	
D508,332 S	8/2005	Julton	D595,080 S	6/2009	Stroppiana	
D509,980 S	9/2005	Martin et al.	2003/0134557 A1	7/2003	Collison et al.	
			2006/0070326 A1	4/2006	Collison et al.	

* cited by examiner

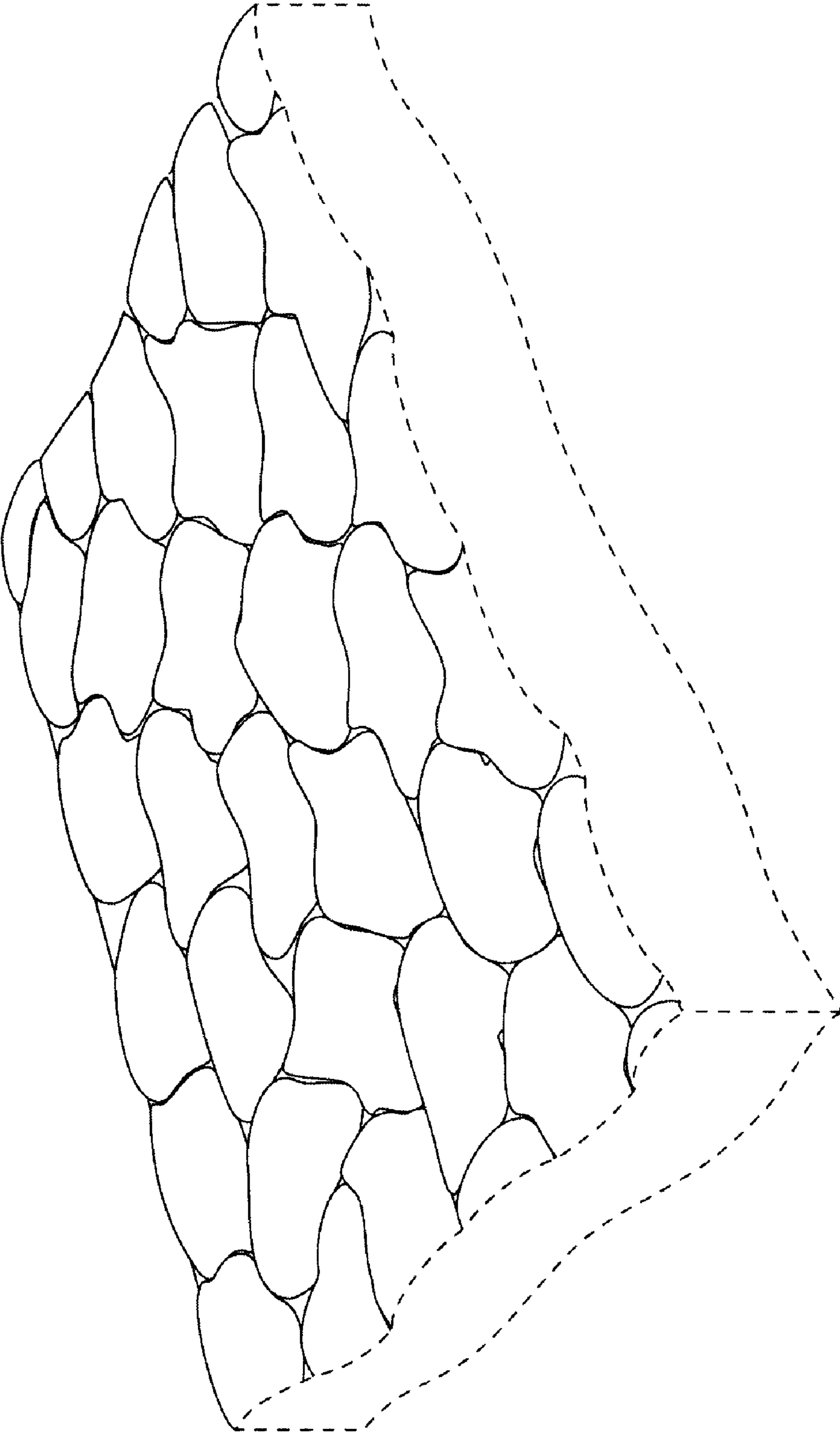


FIG. 1

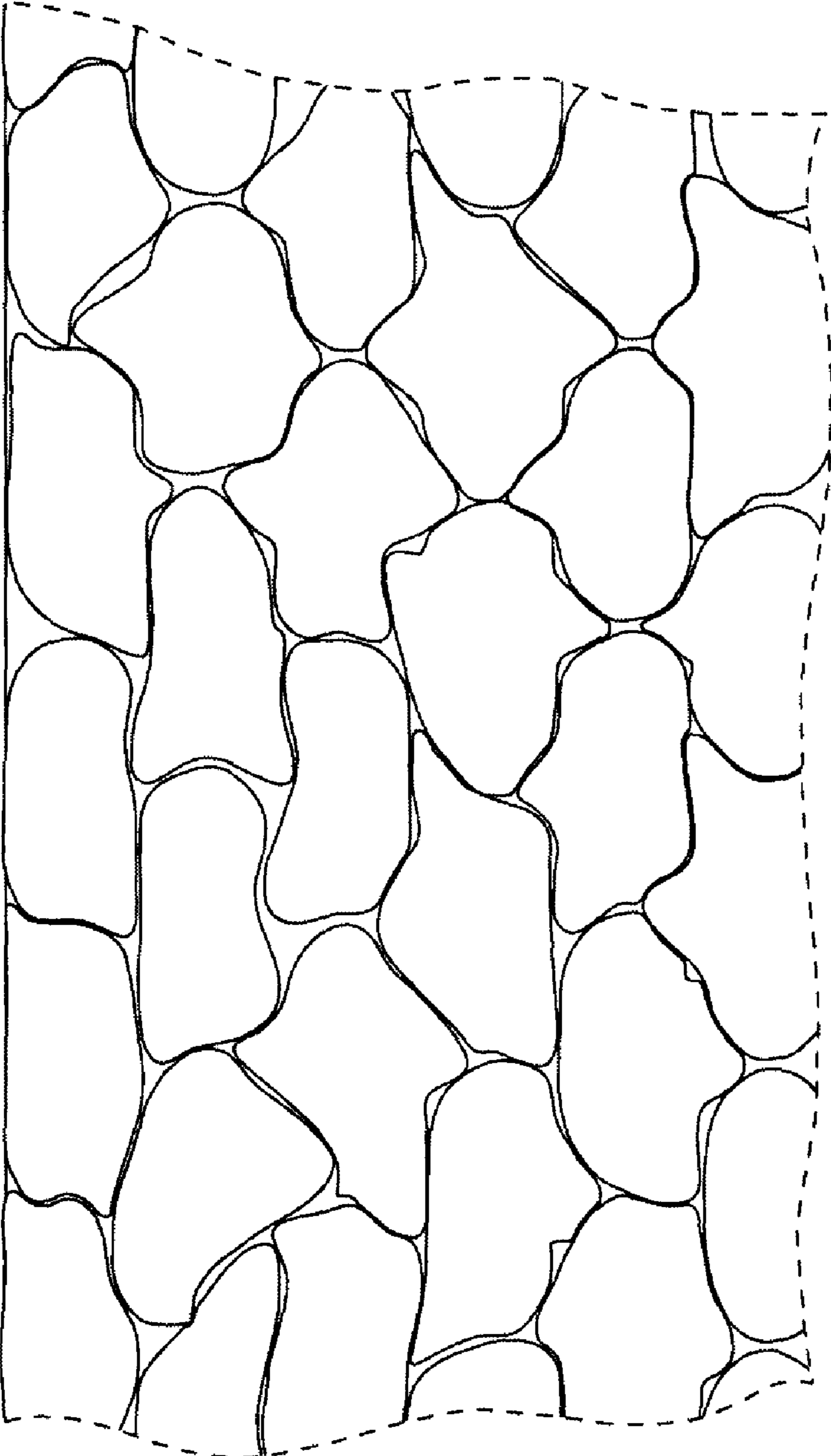


FIG. 2