



US00D619399S

(12) **United States Design Patent**
Lamon

(10) **Patent No.:** **US D619,399 S**

(45) **Date of Patent:** **** *Jul. 13, 2010**

(54) **SURFBOARD VALANCE**

D524,452 S * 7/2006 Repp et al. D25/55

(76) Inventor: **Candace Lamon**, 141 S. Winchester Rd., Annapolis, MD (US) 21409

* cited by examiner

(*) Notice: This patent is subject to a terminal disclaimer.

Primary Examiner—Robert M. Spear
Assistant Examiner—Barbara B Lohr
(74) *Attorney, Agent, or Firm*—The Marbury Law Group, PLLC

(**) Term: **14 Years**

(57) **CLAIM**

(21) Appl. No.: **29/296,578**

The ornamental design for a surfboard valance, as shown and describe in the accompanying figures.

(22) Filed: **Oct. 23, 2007**

DESCRIPTION

(51) **LOC (9) Cl.** **06-10**

(52) **U.S. Cl.** **D6/567**

(58) **Field of Classification Search** D6/575,
D6/576, 578, 579, 580, 608; D25/52, 55,
D25/56, 57, 60, 61; 160/19, 23.1, 33, 38,
160/39; 428/99, 354; 441/74, 75, 79; D11/81;
D23/366

FIG. 1 is a perspective view of a valance showing my new design. The broken line drawing of a window and broken line markings on the front surface of the valance are for illustrative purposes only and form no part of the claimed design.

See application file for complete search history.

FIG. 2 is a front elevation view thereof. The broken line drawing of a window and broken line markings on the front surface of the valance are for illustrative purposes only and form no part of the claimed design.

(56) **References Cited**

U.S. PATENT DOCUMENTS

2,243,222	A *	5/1941	Rebholz	160/38
D167,176	S *	7/1952	Schaeffer	D25/55
5,217,784	A *	6/1993	Shepherd	428/99
D346,663	S *	5/1994	McKnight	D25/55
5,567,190	A *	10/1996	Oates	441/79
D385,141	S *	10/1997	Forkner	D6/579
D393,771	S *	4/1998	Saffels	D6/579
5,756,204	A *	5/1998	Ellman	428/354
5,957,741	A *	9/1999	Evans	441/75
6,217,402	B1 *	4/2001	Bolen	441/79
D461,355	S *	8/2002	Rochefford	D6/579
D480,251	S *	10/2003	Chalom	D6/608
D480,588	S *	10/2003	Chalom	D6/608
D486,025	S *	2/2004	Ahrens	D6/579
D515,684	S *	2/2006	Latone	D23/366
D522,904	S *	6/2006	Lee	D11/81

FIG. 3 is a rear elevation view thereof. The rear surface is unornamental and forms no part of the claimed design.

FIG. 4 is a left elevation view thereof. The broken line drawing of a bracket and window is for illustrative purposes only and forms no part of the claimed design.

FIG. 5 is a right elevation view thereof. The broken line drawing of a bracket and window is for illustrative purposes only and forms no part of the claimed design.

FIG. 6 is a top plan view thereof. The broken line drawing of a bracket and window is for illustrative purposes only and forms no part of the claimed design; and,

FIG. 7 is a bottom plan view thereof. The broken line drawing of a bracket and window is for illustrative purposes only and forms no part of the claimed design.

1 Claim, 5 Drawing Sheets

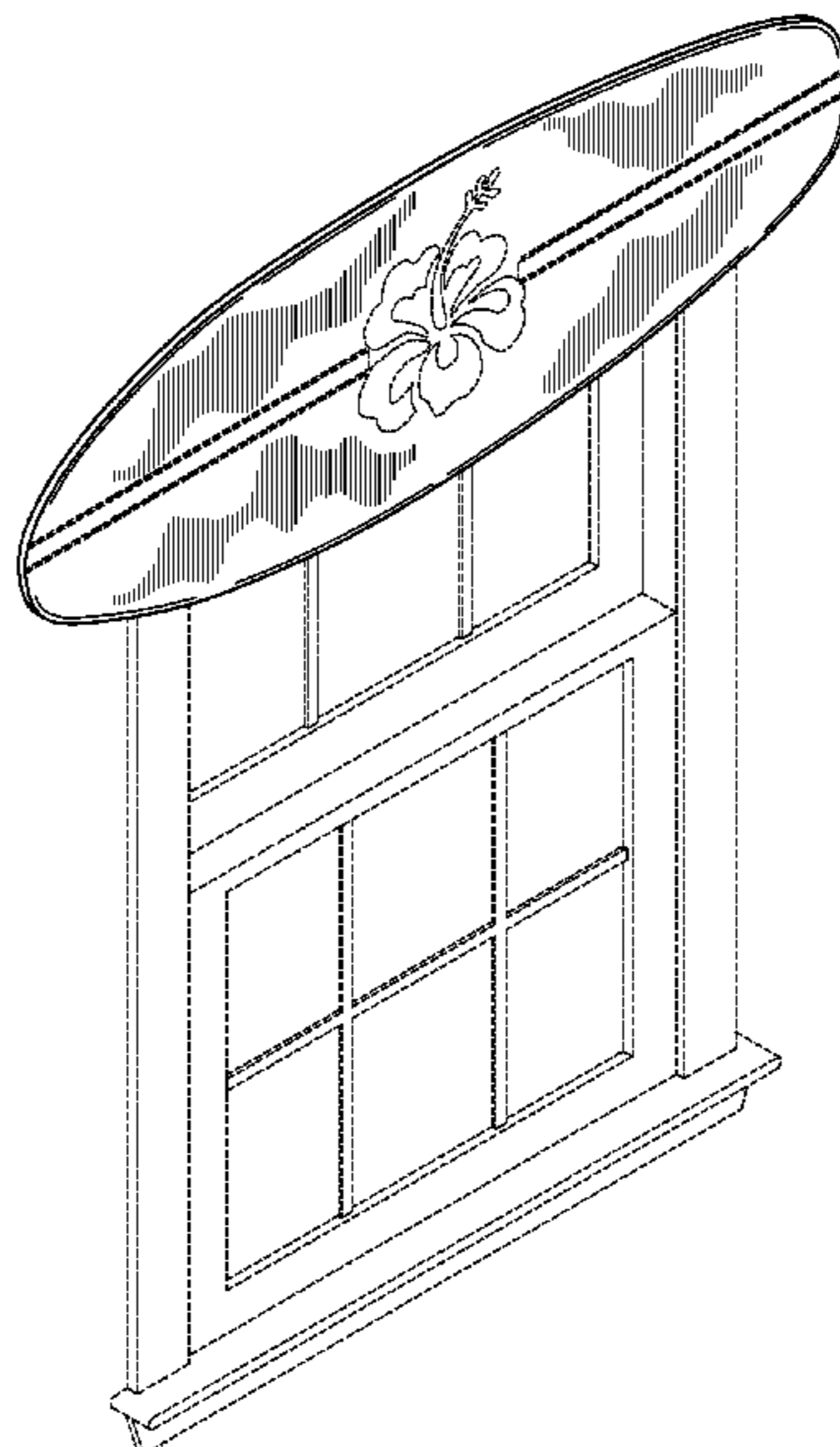


Fig. 1




Fig. 2




Fig. 3

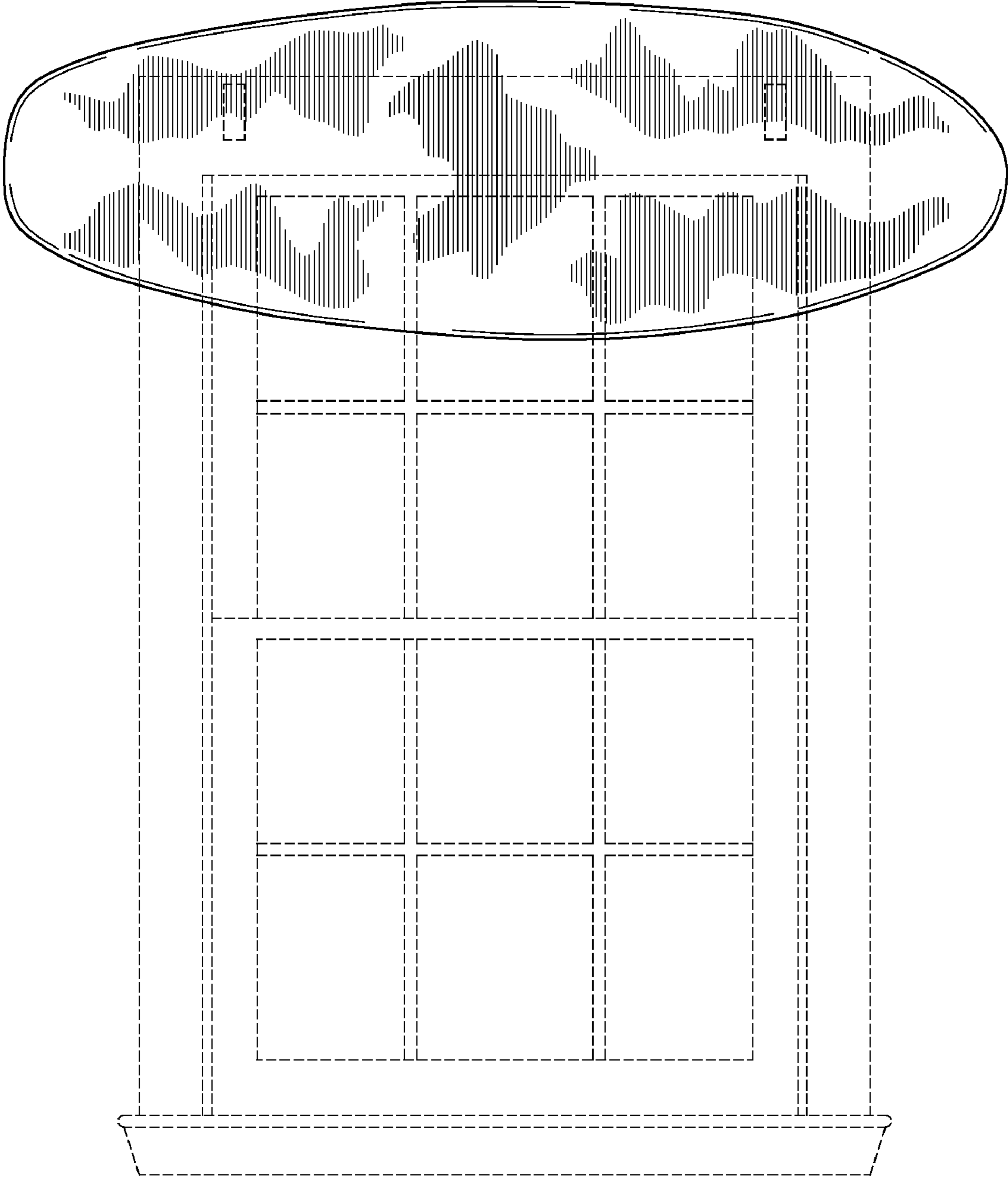


Fig. 4




Fig. 5



Fig. 6

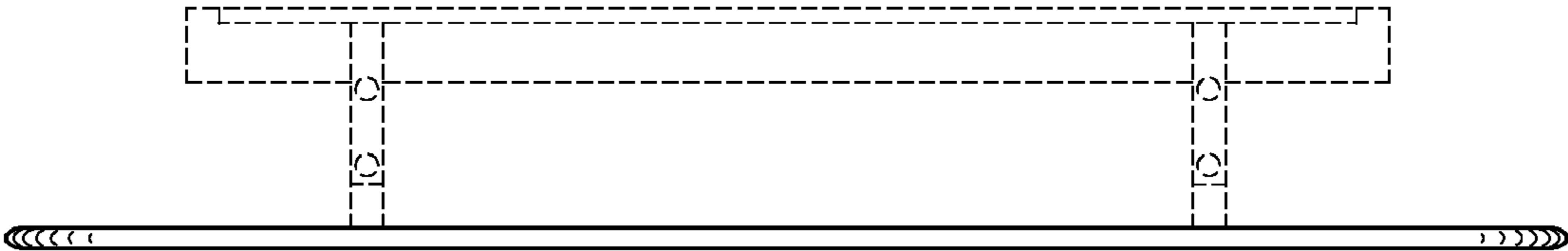


Fig. 7

