



US00D619394S

(12) **United States Design Patent**
Crook

(10) **Patent No.:** **US D619,394 S**
(45) **Date of Patent:** **** Jul. 13, 2010**

(54) **NECKLACE ORGANIZER**

7,314,138 B2 1/2008 McEvoy-Sherman

(76) Inventor: **Anita I. Crook**, 124 Ramsford La.,
Simpsonville, SC (US) 29681

* cited by examiner

Primary Examiner—Brian N Vinson

(74) *Attorney, Agent, or Firm*—J. Bennett Mullinax, LLC

(**) Term: **14 Years**

(21) Appl. No.: **29/332,135**

(57) **CLAIM**

(22) Filed: **Feb. 10, 2009**

The ornamental design for a necklace organizer, as shown and described.

(51) **LOC (9) Cl.** **06-06**

(52) **U.S. Cl.** **D6/513**

(58) **Field of Classification Search** 211/35,
211/113, 118, 193, 194, 13.1, 34, 36-38,
211/85.31; 248/214, 300, 309.2; D6/409-415,
D6/449, 455-458, 461-462, 464-468, 474,
D6/476-479, 407, 630, 512-514, 570, 315,
D6/566; D19/27, 86; D3/301

See application file for complete search history.

DESCRIPTION

FIG. 1 is a perspective view of the necklace organizer;

FIG. 2 is a top plan view of the necklace organizer as shown in FIG. 1;

FIG. 3 is a bottom plan view of the necklace organizer as shown in FIG. 1;

FIG. 4 is a front elevation view of the necklace organizer as shown in FIG. 1;

FIG. 5 is a rear elevation view of the necklace organizer as shown in FIG. 1;

FIG. 6 is a right side elevation view of the necklace organizer as shown in FIG. 1; and,

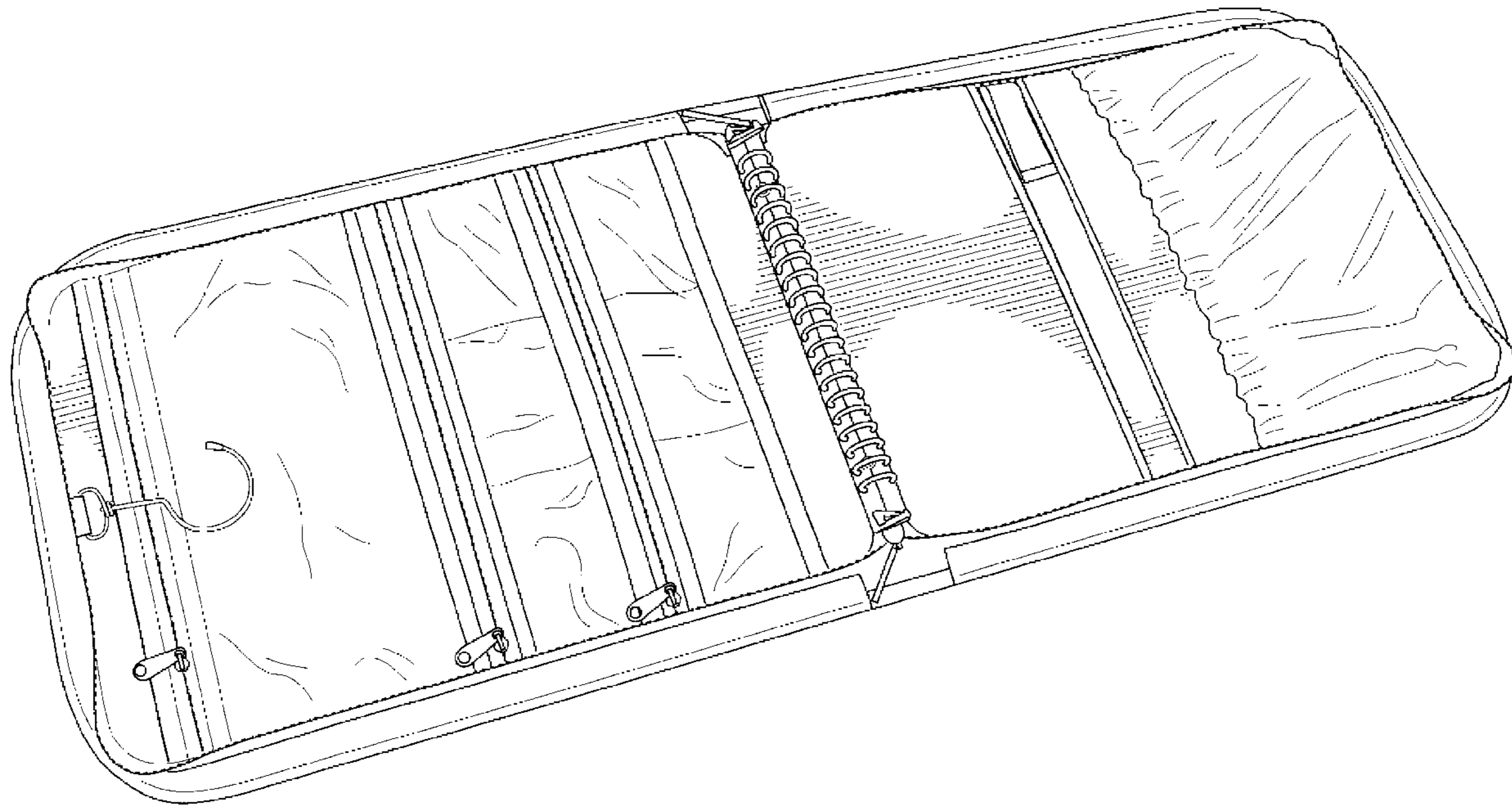
FIG. 7 is a left side elevation view of the necklace organizer as shown in FIG. 1.

(56) **References Cited**

U.S. PATENT DOCUMENTS

4,451,067	A	5/1984	Williams	
4,461,332	A	7/1984	Parkhurst	
4,960,204	A	10/1990	Young et al.	
D312,279	S	11/1990	Walsh	
D393,947	S *	5/1998	Alves et al.	D3/301
D435,863	S *	1/2001	Eskandry	D3/301
D438,412	S *	3/2001	Dolan	D6/513

1 Claim, 6 Drawing Sheets



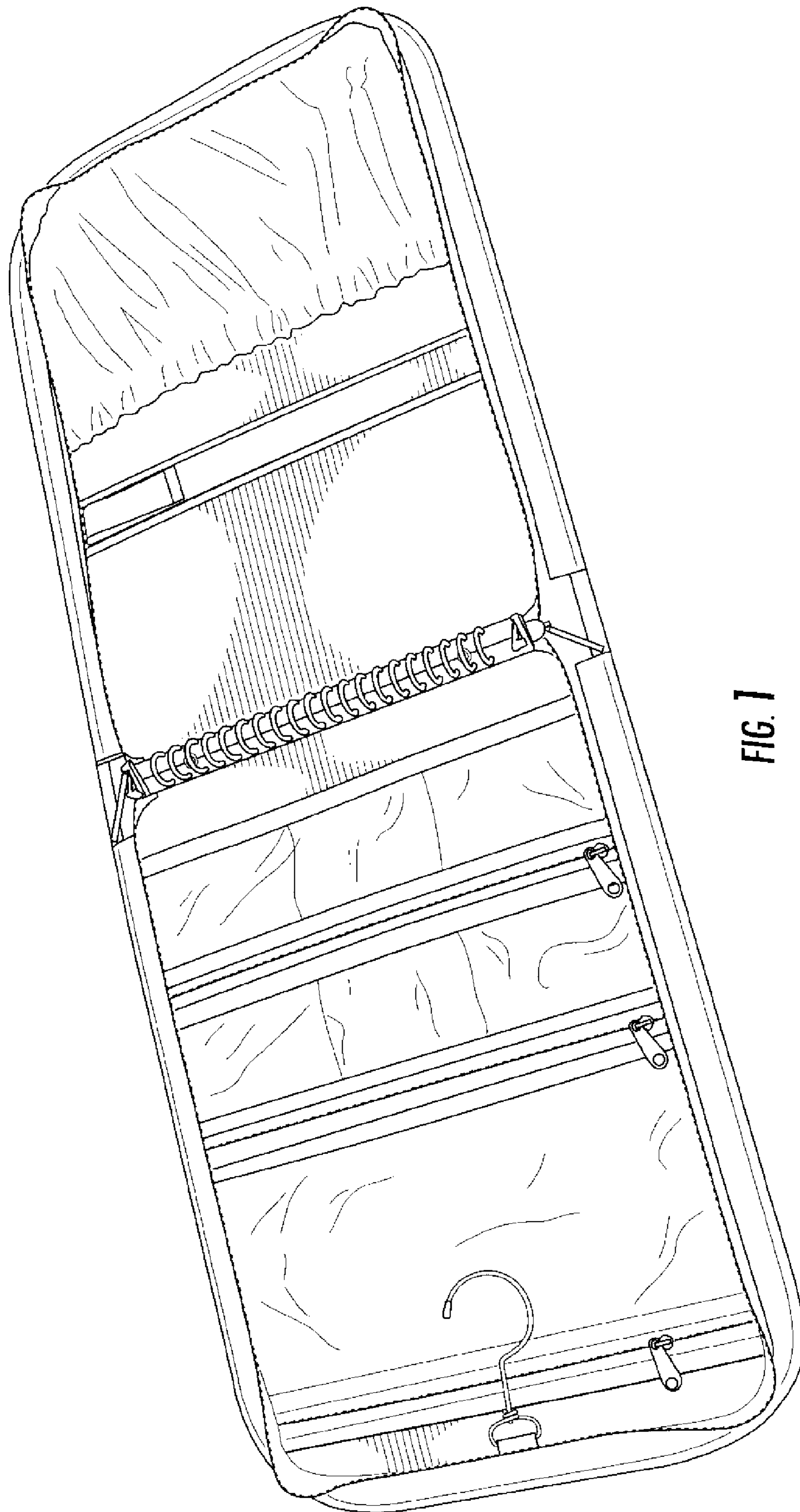


FIG. 1

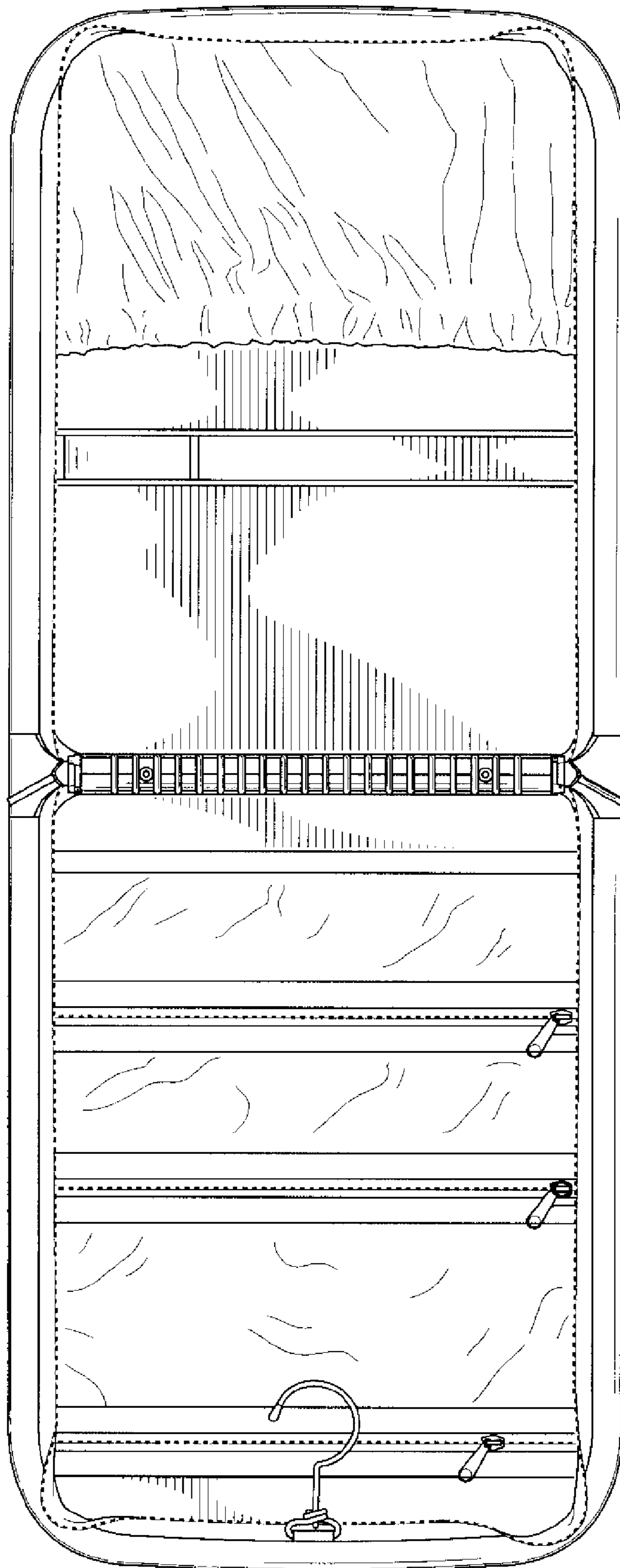


FIG. 2

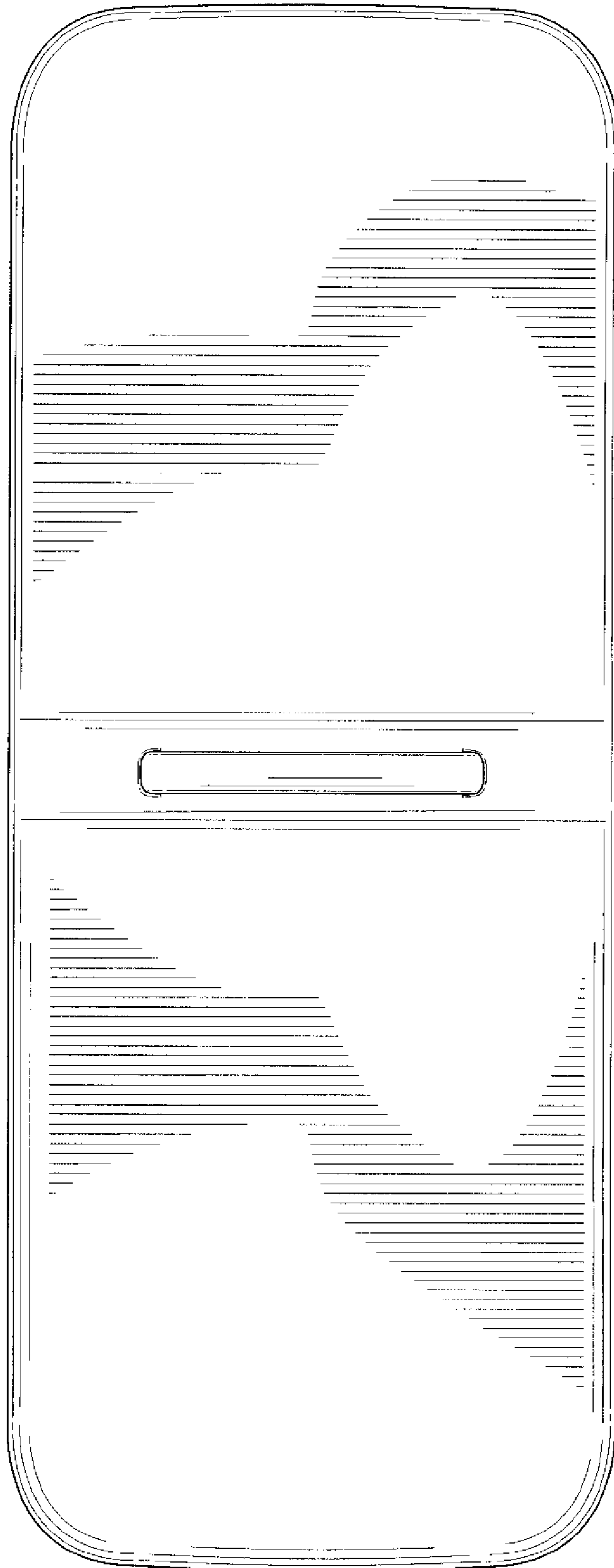


FIG. 3

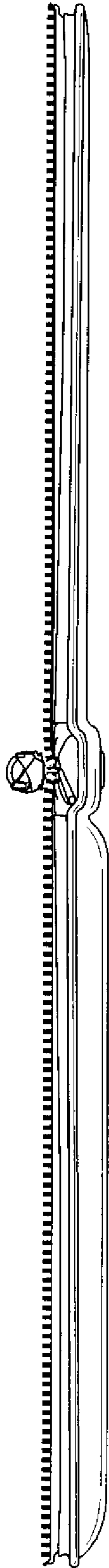


FIG. 4

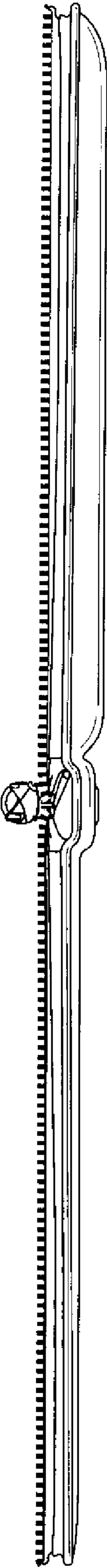


FIG. 5



FIG. 6



FIG. 7