



US00D619376S

(12) **United States Design Patent**
Schopmeyer

(10) **Patent No.:** **US D619,376 S**

(45) **Date of Patent:** **** Jul. 13, 2010**

(54) **FRETWORK**

D603,317 S * 11/2009 Lee D12/193

(75) Inventor: **Jesse Thomas Schopmeyer**, Morganton,
NC (US)

(73) Assignee: **Broyhill Furniture Industries, Inc.**,
Lenoir, NC (US)

(**) Term: **14 Years**

(21) Appl. No.: **29/316,842**

(22) Filed: **Nov. 6, 2009**

(51) **LOC (9) Cl.** **06-04**

(52) **U.S. Cl.** **D6/300; D6/491**

(58) **Field of Classification Search** D6/300-314,
D6/444, 491; 40/700, 711, 718, 745, 765,
40/779, 780, 798; D12/193

See application file for complete search history.

(56) **References Cited**

U.S. PATENT DOCUMENTS

D10,253 S *	9/1877	Mulligan	D6/309
D40,994 S *	11/1910	Foster	D6/300
D60,485 S *	2/1922	Butler	D6/300
D186,114 S *	9/1959	Church	D6/300
D248,356 S *	7/1978	Tougas et al.	D6/300
D257,927 S *	1/1981	Keller	D6/300
D345,541 S *	3/1994	Schmitz	D12/193
D429,431 S *	8/2000	Zaidman	D6/491

OTHER PUBLICATIONS

U.S. Appl. No. 29/316,843, filed Nov. 6, 2009, Schopmeyer.
U.S. Appl. No. 29/316,877, filed Nov. 10, 2009, Schopmeyer.
U.S. Appl. No. 29/316,879, filed Nov. 10, 2009, Schopmeyer.
Color Photograph of wall hanging shown in catalog (source unknown).

* cited by examiner

Primary Examiner—Susan M. Lee

Assistant Examiner—Sydney R Buffalow

(74) *Attorney, Agent, or Firm*—Kilpatrick Stockton, LLP

(57) **CLAIM**

The ornamental design for fretwork, as shown and described.

DESCRIPTION

FIG. 1 is a perspective view of a frame, showing my new fretwork design.

FIG. 2 is a front elevation view of the frame of FIG. 1.

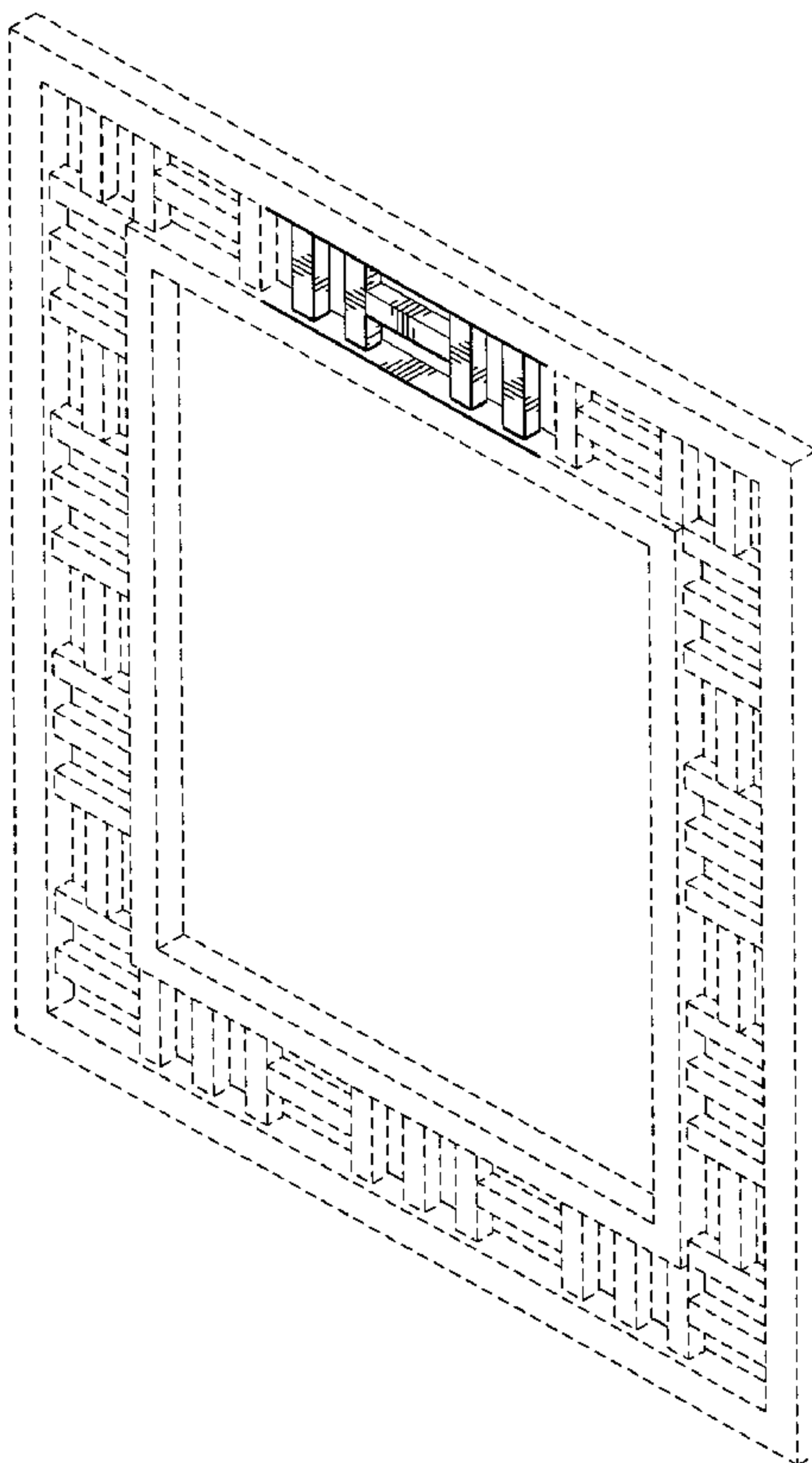
FIG. 3 is a right side elevation view of the frame of FIG. 1, the left side elevation view being a mirror image of the right side elevation view.

FIG. 4 is a top view of the frame of FIG. 1; and,

FIG. 5 is another perspective view of the frame of FIG. 1.

In the drawings, the broken lines form no part of the claimed design.

1 Claim, 3 Drawing Sheets



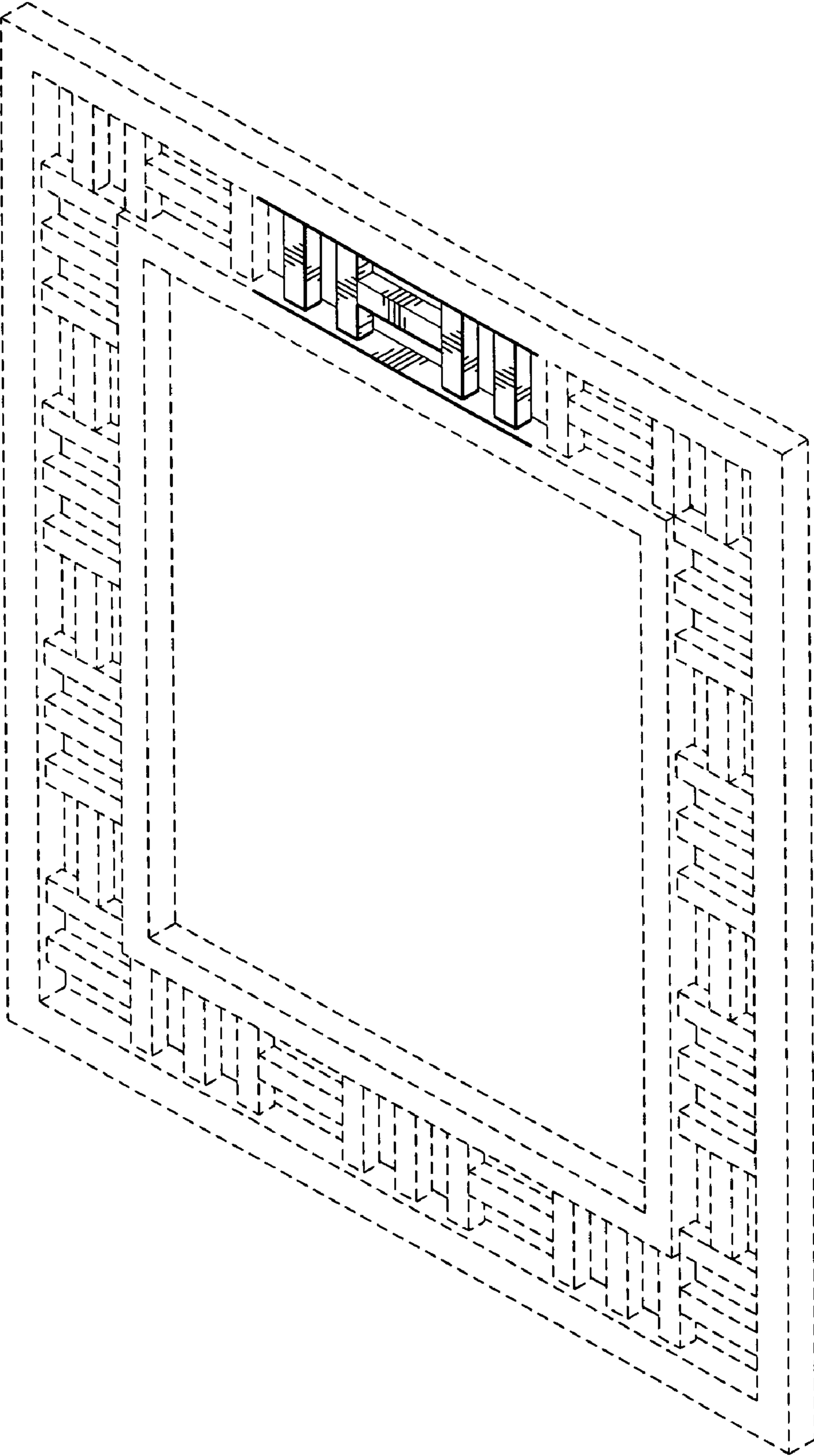


FIG. 1

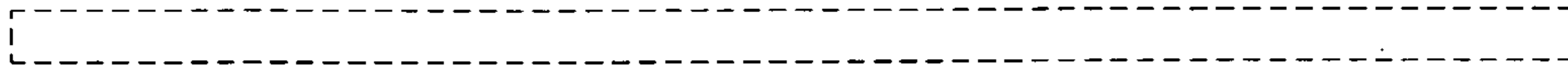


FIG. 4

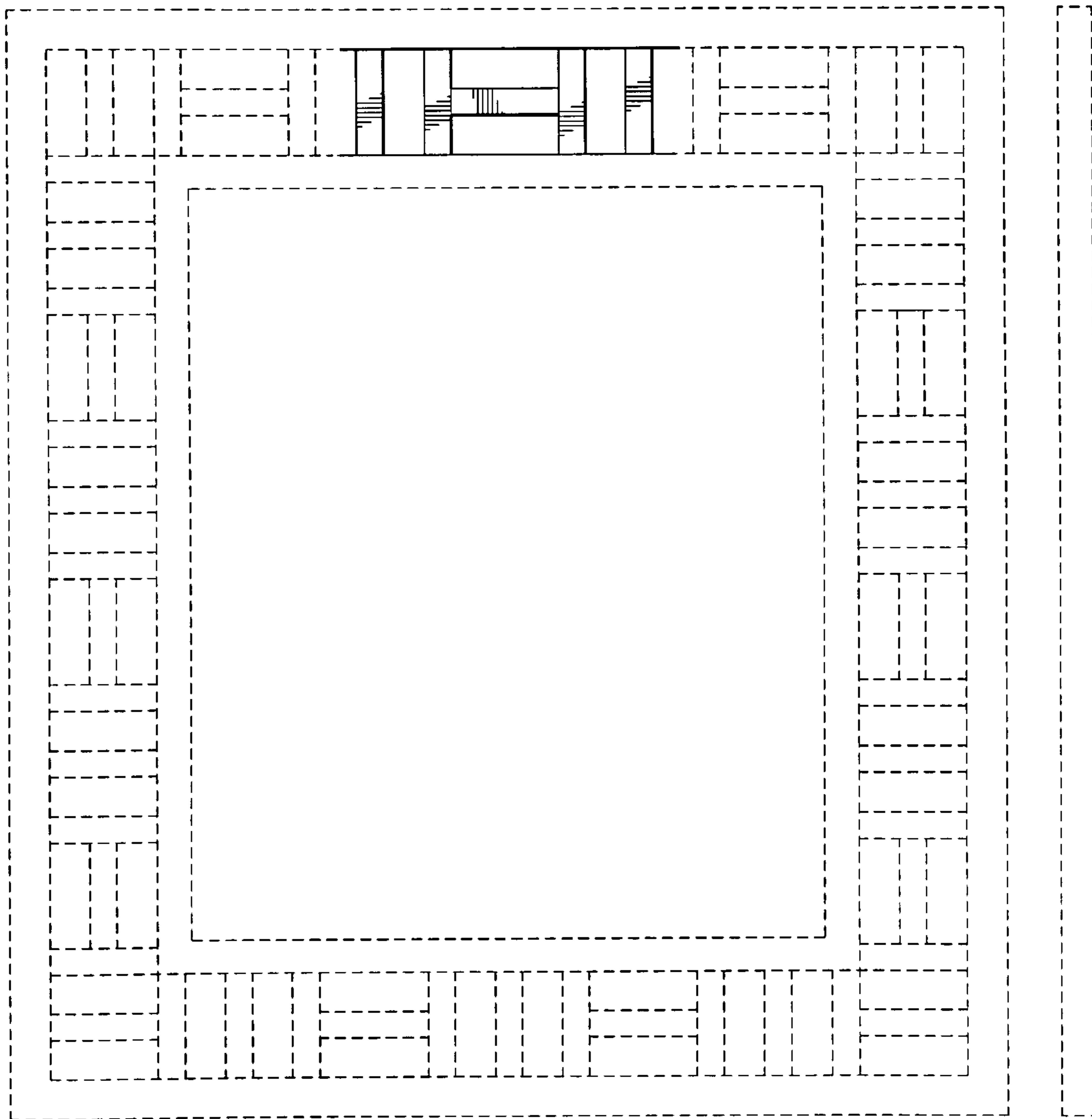


FIG. 2

FIG. 3

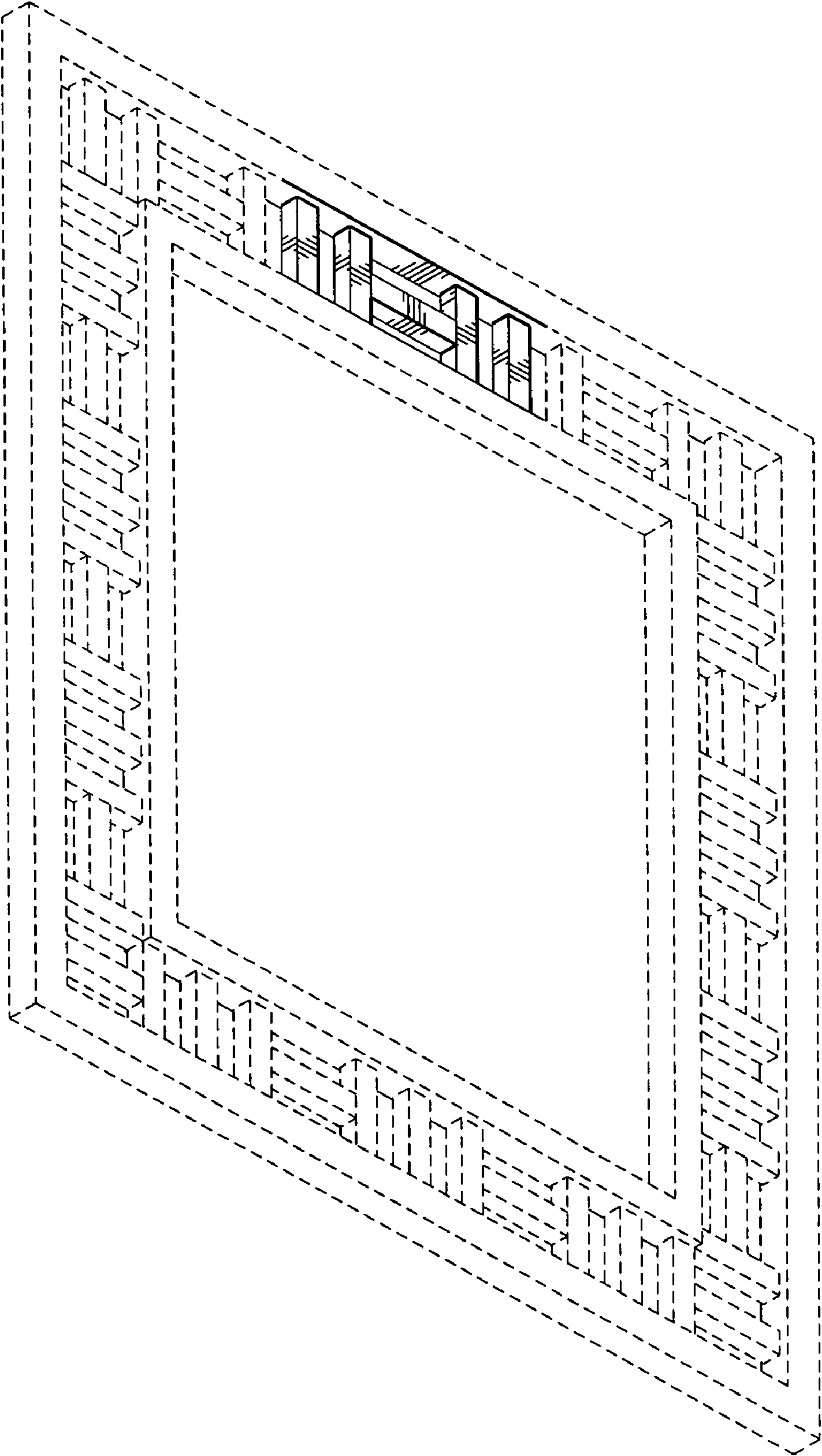


FIG. 5