



US00D619367S

(12) **United States Design Patent**
Zhang

(10) **Patent No.:** **US D619,367 S**
(45) **Date of Patent:** **** Jul. 13, 2010**

(54) **HANDHELD DEVICE FOR CARRYING BAGS**

(75) Inventor: **Binhui Zhang**, Ningbo (CN)

(73) Assignee: **Beifa Group Co., Ltd.**, Ningbo (CN)

(**) Term: **14 Years**

(21) Appl. No.: **29/337,297**

(22) Filed: **May 19, 2009**

(30) **Foreign Application Priority Data**

Nov. 20, 2008 (CN) 2008 3 0269855

(51) **LOC (9) Cl.** **03-99**

(52) **U.S. Cl.** **D3/328**

(58) **Field of Classification Search** D3/328,
D3/304, 367, 315, 318, 373; D6/315; D9/434;
223/DIG. 2; 224/137, 149; 211/13.1, 113;
248/302; 294/143, 159; 24/907
See application file for complete search history.

(56) **References Cited**

U.S. PATENT DOCUMENTS

- D362,386 S * 9/1995 Blocker D9/434
- D369,470 S * 5/1996 Suggs, Sr. D3/328
- D374,622 S * 10/1996 Winborne D9/434
- D386,682 S * 11/1997 Richardson et al. D9/434
- D423,348 S * 4/2000 Le Roux D9/434
- D495,493 S * 9/2004 Moriarty et al. D3/328

- D520,362 S * 5/2006 Powell D9/455
- 7,097,223 B1 * 8/2006 Bradford 294/137
- D583,155 S * 12/2008 Melfi D3/328
- 7,533,916 B2 * 5/2009 Eichenbaum 294/159
- 2004/0212208 A1 * 10/2004 Link 294/159
- 2006/0208515 A1 * 9/2006 Murphy 294/137

* cited by examiner

Primary Examiner—Holly H Baynham

Assistant Examiner—Sheryl Lane

(74) *Attorney, Agent, or Firm*—Christensen O'Connor Johnson Kindness PLLC

(57) **CLAIM**

The ornamental design for a handheld device for carrying bags, as shown and described.

DESCRIPTION

FIG. 1 is a lower front right perspective view of a handheld device for carrying bags showing my new design;

FIG. 2 is a top plan view thereof;

FIG. 3 is a front elevation view thereof;

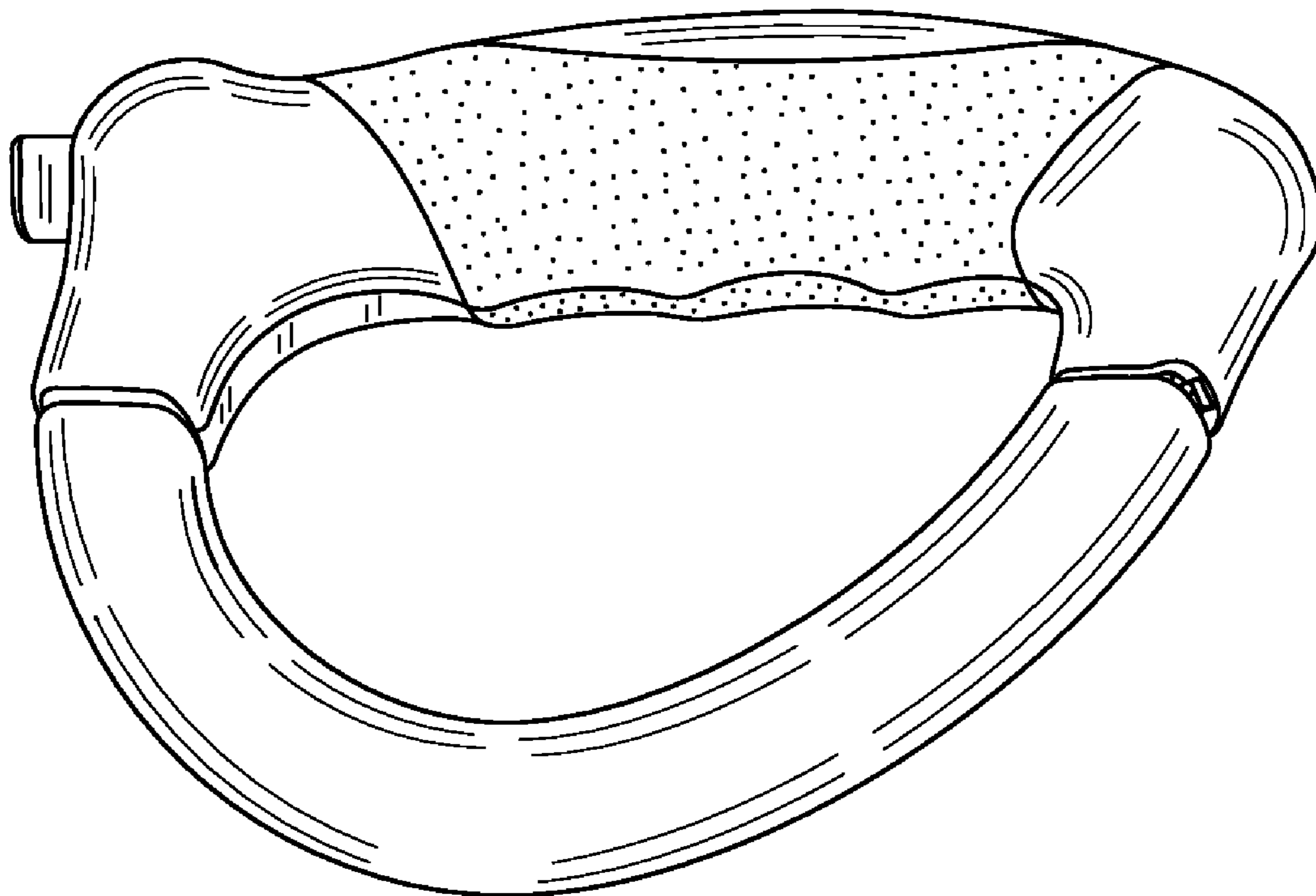
FIG. 4 is a bottom plan view thereof;

FIG. 5 is a rear elevation view thereof;

FIG. 6 is a left side elevation view thereof; and,

FIG. 7 is a right side elevation view thereof.

1 Claim, 3 Drawing Sheets



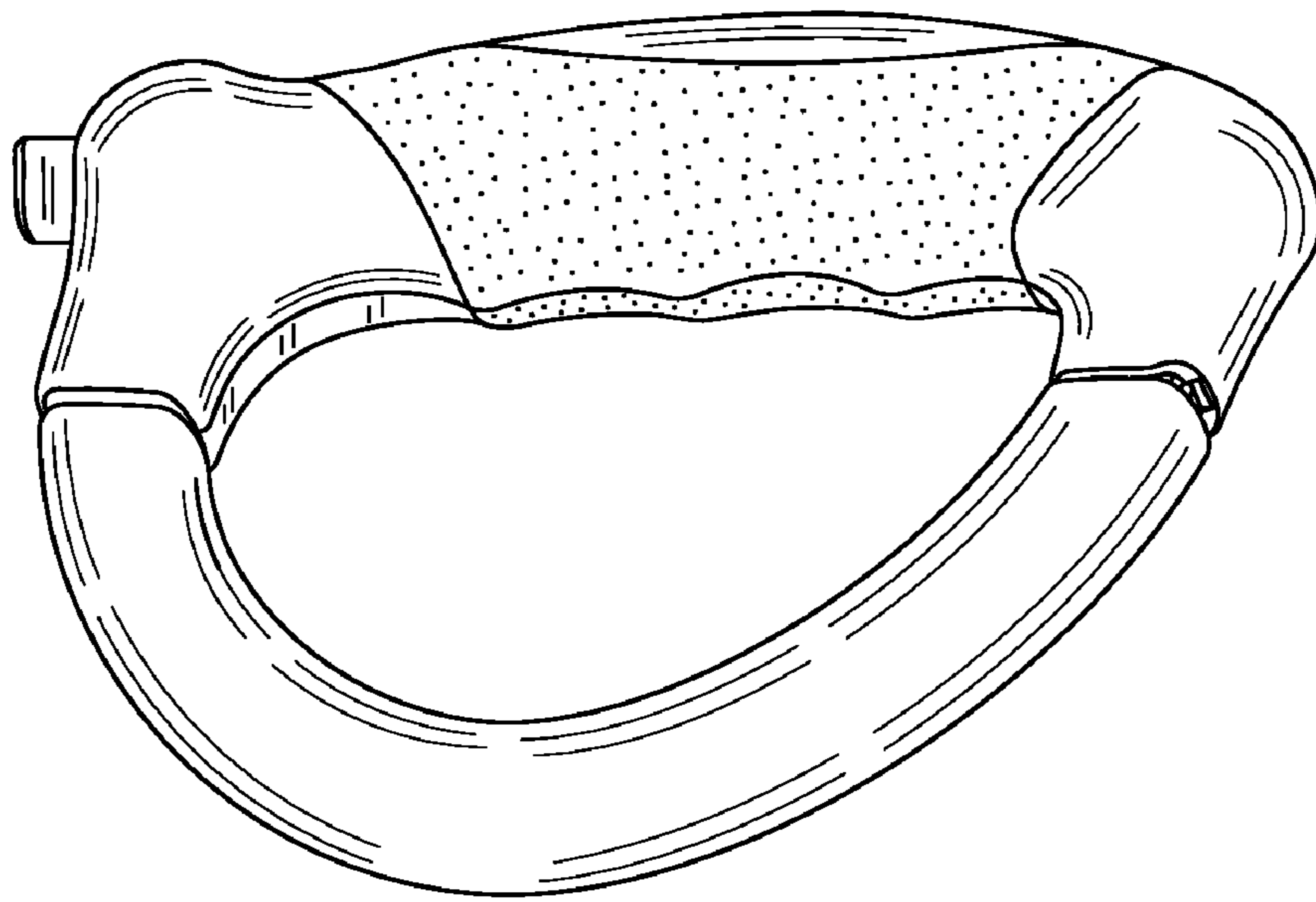


Fig. 1.

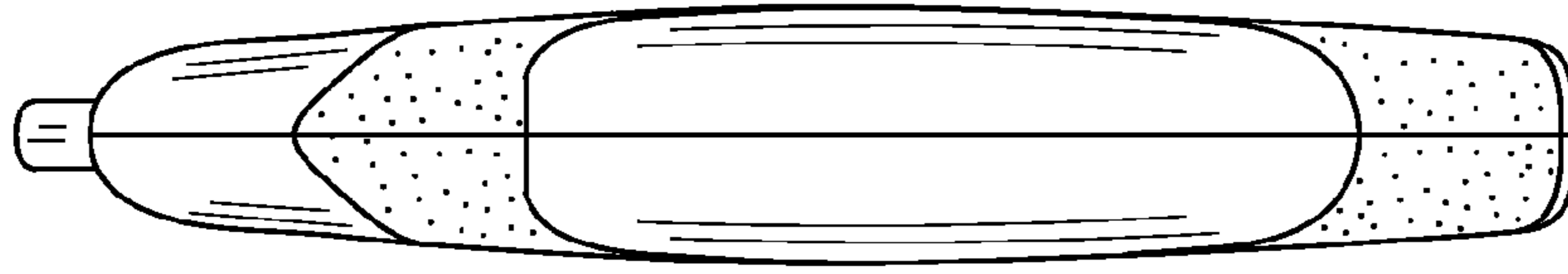


Fig. 2.

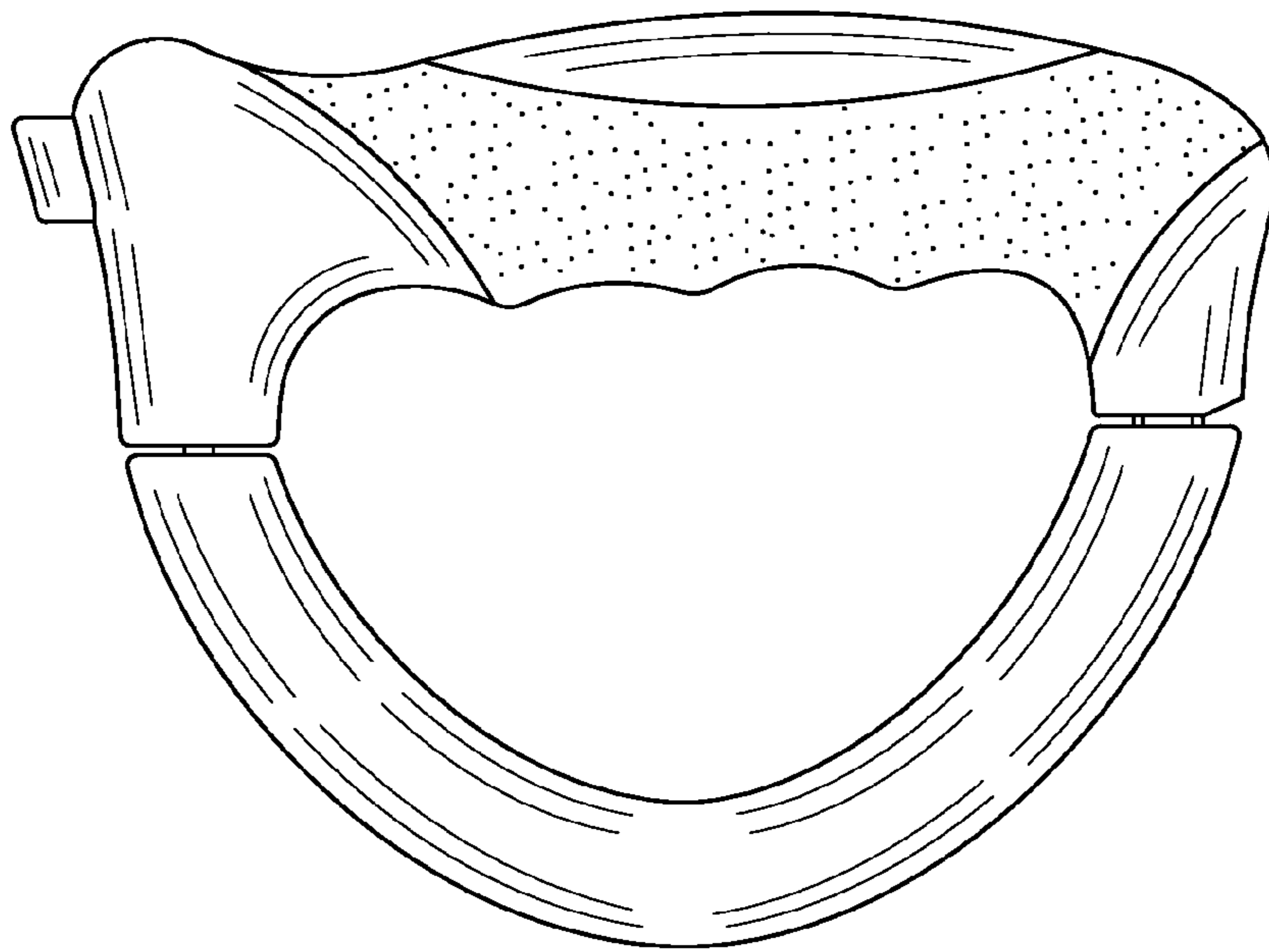


Fig. 3.

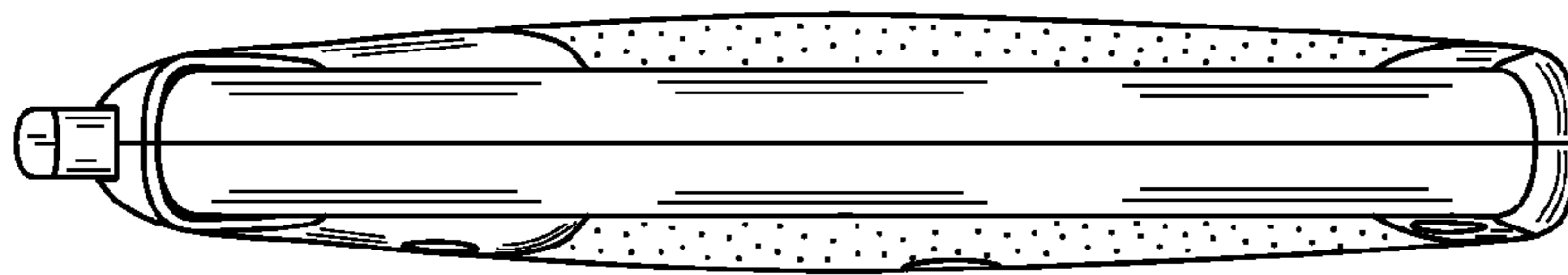


Fig. 4.

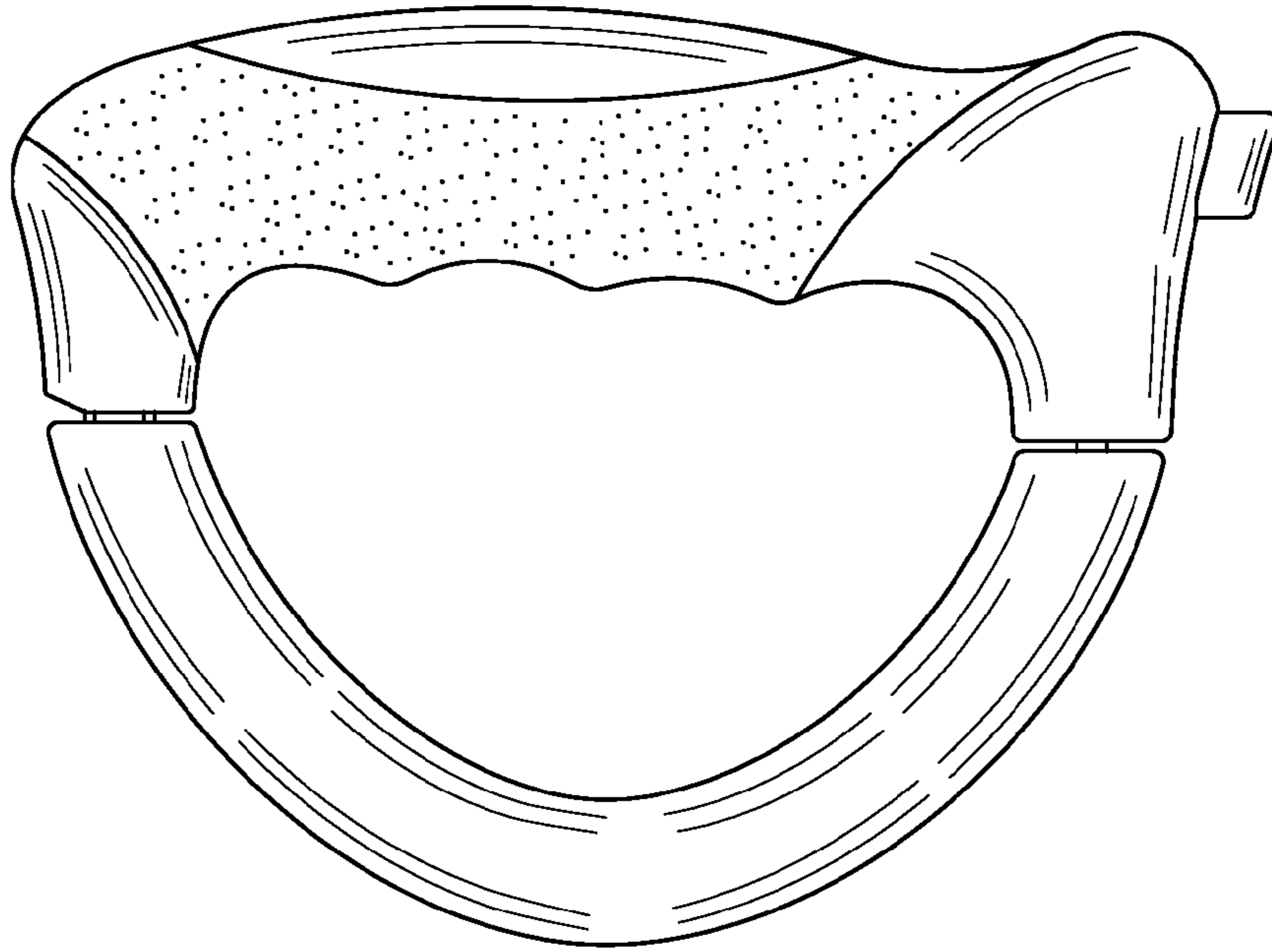


Fig. 5.

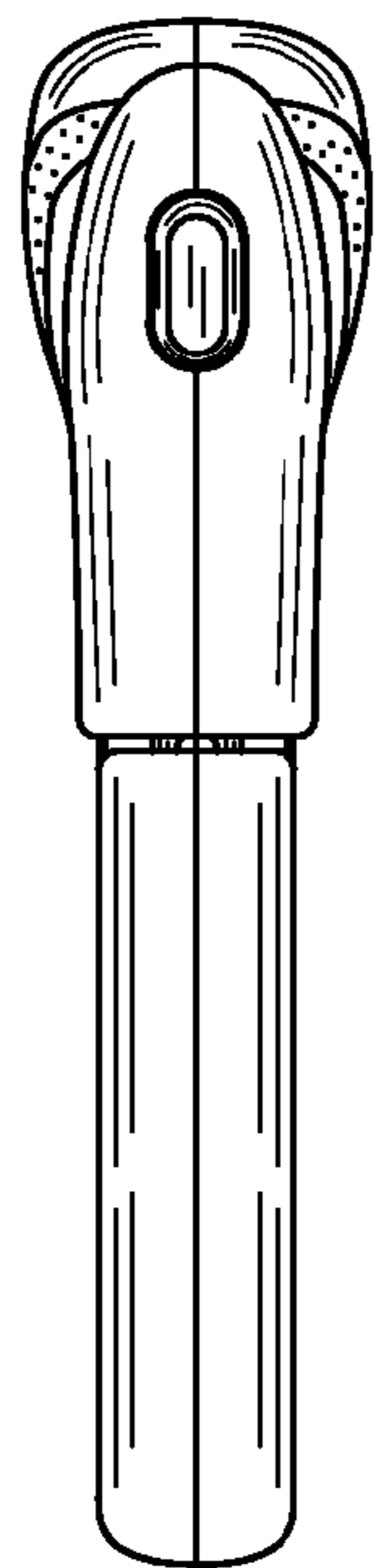


Fig. 6.

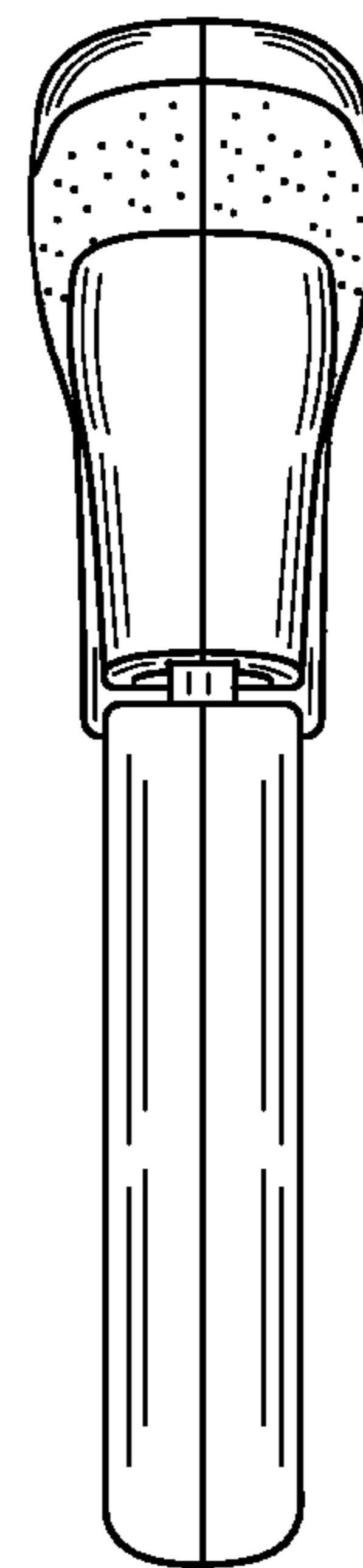


Fig. 7.