



US00D619361S

(12) **United States Design Patent**
Andre et al.

(10) **Patent No.:** **US D619,361 S**
(45) **Date of Patent:** **** Jul. 13, 2010**

(54) **COVER**

(75) Inventors: **Bartley K. Andre**, Menlo Park, CA (US); **Daniel J. Coster**, San Francisco, CA (US); **Daniele De Iuliis**, San Francisco, CA (US); **Richard P. Howarth**, San Francisco, CA (US); **Jonathan P. Ive**, San Francisco, CA (US); **Steve Jobs**, Palo Alto, CA (US); **Duncan Robert Kerr**, San Francisco, CA (US); **Shin Nishibori**, Portola Valley, CA (US); **Matthew Dean Rohrbach**, San Francisco, CA (US); **Peter Russell-Clarke**, San Francisco, CA (US); **Douglas B. Satzger**, Menlo Park, CA (US); **Calvin Q. Seid**, Palo Alto, CA (US); **Vincent Keane Seid**, legal representative, Los Gatos, CA (US); **Christopher J. Stringer**, Woodside, CA (US); **Eugene Antony Whang**, San Francisco, CA (US); **Rico Zorkendorfer**, San Francisco, CA (US)

(73) Assignee: **Apple Inc.**, Cupertino, CA (US)

(**) Term: **14 Years**

(21) Appl. No.: **29/284,329**

(22) Filed: **Sep. 5, 2007**

(51) **LOC (9) Cl.** **03-01**

(52) **U.S. Cl.** **D3/269**

(58) **Field of Classification Search** D3/201, D3/215, 218, 269, 273, 294; D14/217, 432
See application file for complete search history.

(56) **References Cited**

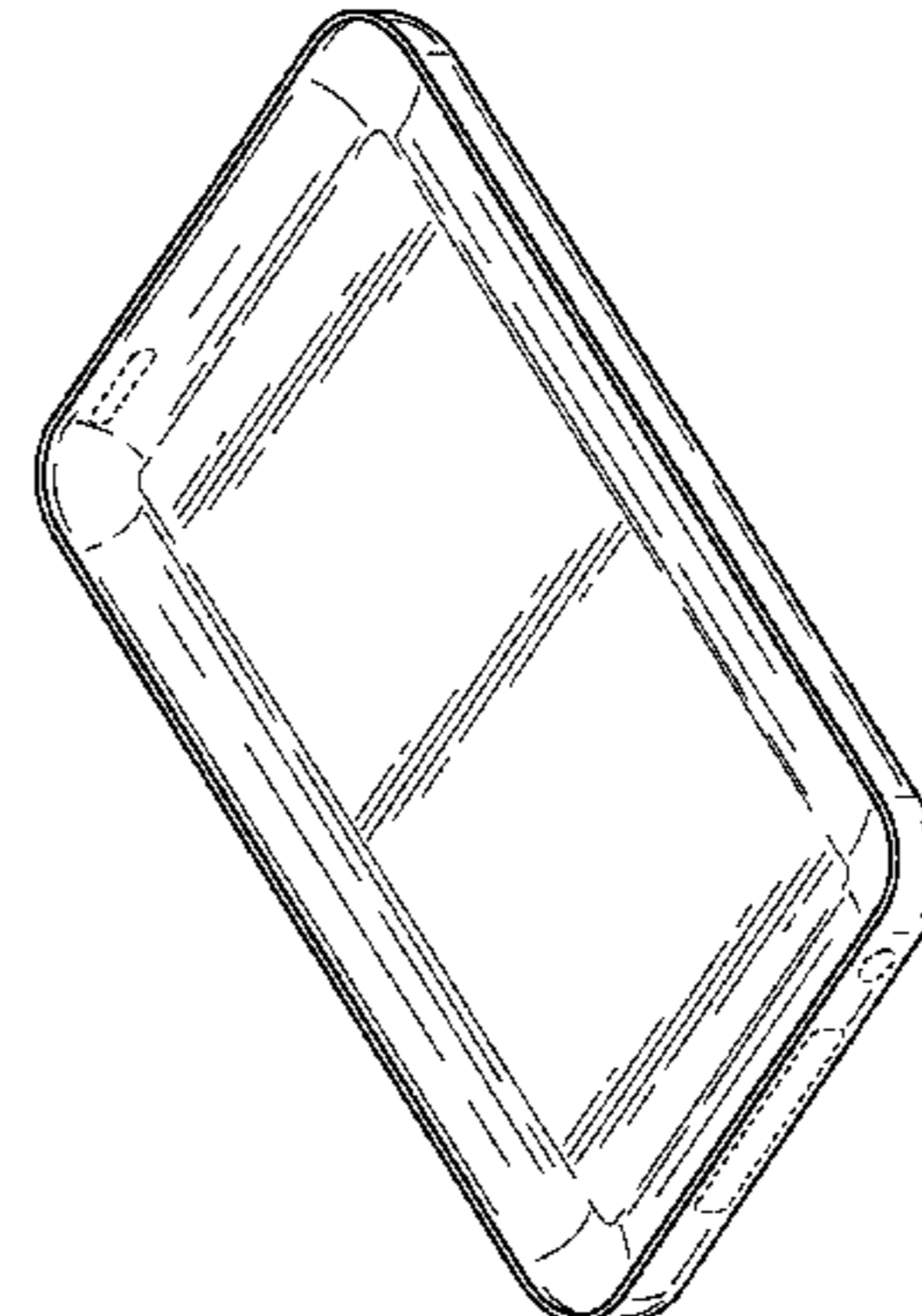
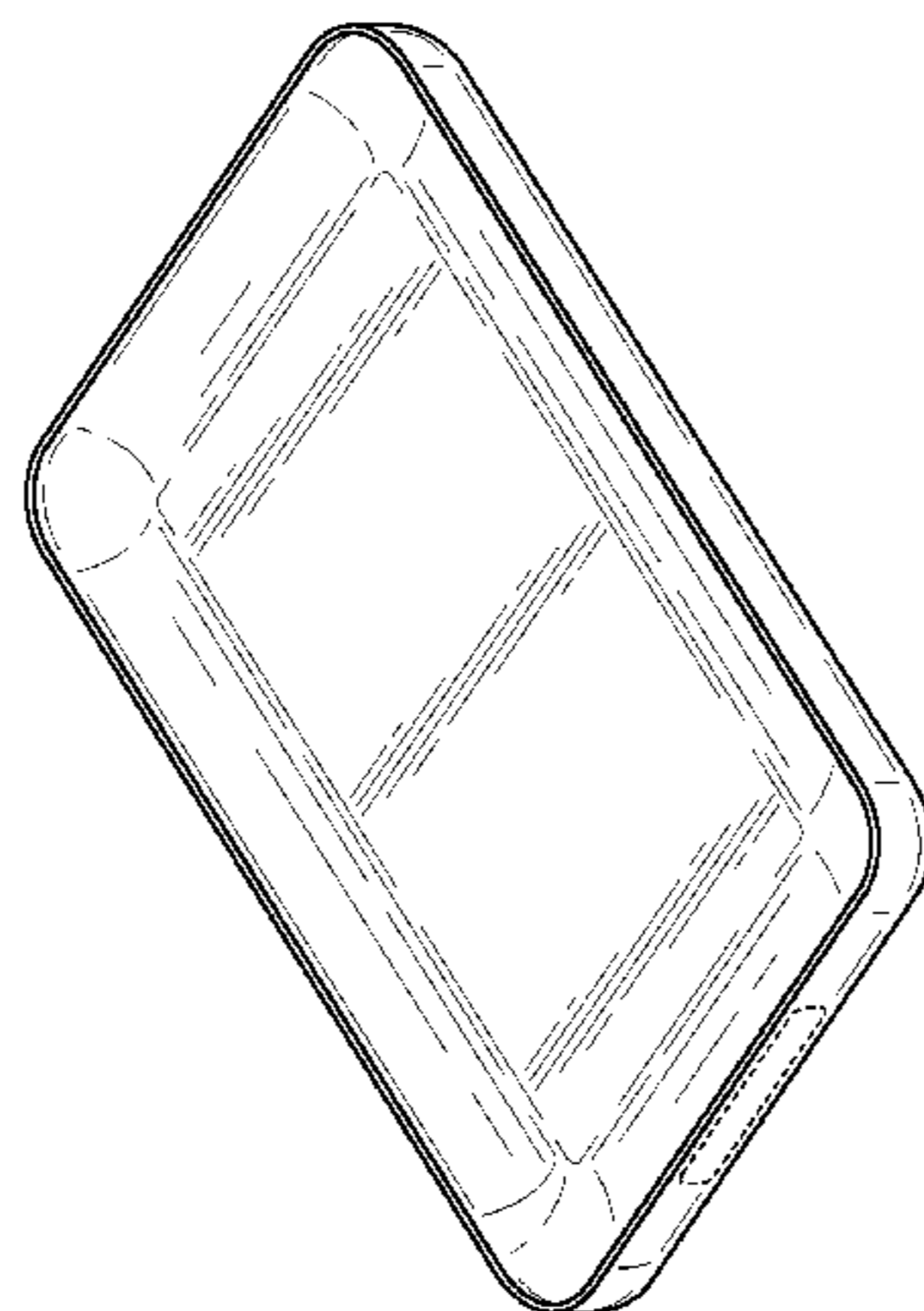
U.S. PATENT DOCUMENTS

D39,344 S * 6/1908 Schoettle D9/418
D47,574 S * 7/1915 Warrem D9/418
D346,275 S * 4/1994 Hayasaka et al. D3/218
D348,355 S * 7/1994 Scheid et al. D3/218
D351,280 S * 10/1994 Pennington et al. D3/218

D357,577 S * 4/1995 Scheid D3/218
D366,463 S 1/1996 Ive et al.
D369,465 S * 5/1996 Scheid et al. D3/218
D423,757 S * 4/2000 Briggs D99/34
D475,850 S 6/2003 Andre et al.
D476,149 S 6/2003 Andre et al.
D503,532 S * 4/2005 Andre et al. D3/218
D519,275 S * 4/2006 Shertzer D3/218
D521,232 S * 5/2006 Andre et al. D3/218
D526,780 S * 8/2006 Richardson et al. D3/273
D527,176 S 8/2006 Andre et al.
D533,348 S 12/2006 Andre et al.
D539,530 S * 4/2007 Sanderson et al. D3/218
D540,539 S * 4/2007 Gutierrez D3/269
D541,042 S 4/2007 Andre et al.
D542,524 S * 5/2007 Richardson et al. D3/218
D547,056 S * 7/2007 Griffin et al. D3/218
D547,057 S * 7/2007 Griffin et al. D3/218
D551,252 S 9/2007 Andre et al.
D551,847 S * 10/2007 Yeap et al. D3/201
D551,855 S * 10/2007 Yeh et al. D3/218
D551,856 S * 10/2007 Ko et al. D3/218
D553,852 S * 10/2007 Brandenburg D3/218
D556,448 S * 12/2007 Brandenburg D3/218
D556,681 S * 12/2007 Kim D13/103
D557,205 S * 12/2007 Kim D13/103
D557,494 S * 12/2007 Mayette et al. D3/218
D557,495 S * 12/2007 Chan et al. D3/218
D558,972 S * 1/2008 Oh D3/201
D559,229 S * 1/2008 Griffin et al. D14/217
D559,230 S * 1/2008 Griffin et al. D14/217
D559,267 S * 1/2008 Griffin D14/496
D559,529 S * 1/2008 Griffin et al. D3/201
D560,350 S * 1/2008 Scapillato et al. D3/201
D566,383 S * 4/2008 Harris et al. D3/218
D566,962 S * 4/2008 Griffin et al. D3/218
D568,042 S * 5/2008 Cerullo D3/218
D568,605 S * 5/2008 Harris et al. D3/218
D570,101 S * 6/2008 Harris et al. D3/218
D570,102 S * 6/2008 Harris et al. D3/218
D570,103 S * 6/2008 Harris et al. D3/218
D574,819 S * 8/2008 Andre et al. D14/250

OTHER PUBLICATIONS

U.S. Appl. No. 29/281,493 entitled "Case" filed Jun. 25, 2007.
U.S. Appl. No. 29/284,335 entitled "Sleeve" filed Sep. 5, 2007.
U.S. Appl. No. 29/282,425 entitled "Sleeve" filed Jul. 19, 2007.
U.S. Appl. No. 29/240,316 entitled "Sleeve" filed Oct. 10, 2005.



U.S. Appl. No. 29/281,500 entitled "Cover" filed Jun. 25, 2007.

* cited by examiner

Primary Examiner—Philip S Hyder
Assistant Examiner—Roselynn Cody
(74) *Attorney, Agent, or Firm*—Sterne, Kessler, Goldstein & Fox P.L.L.C.

(57) **CLAIM**

The ornamental design for a cover, as shown and described.

DESCRIPTION

By way of example, an environment in which the claimed design may also be used is shown and described in co-pending U.S. patent application Ser. Nos. 29/284,186, 29/284,187, and 29/284,183, which are incorporated herein in their entirety by reference thereto.

FIG. 1 is a front perspective view of a cover showing our new design;

FIG. 2 is a front view thereof;

FIG. 3 is a rear view thereof;

FIG. 4 is a rear perspective view thereof;

FIG. 5 is a side view thereof;

FIG. 6 is a top plan view thereof;

FIG. 7 is a bottom plan view thereof;

FIG. 8 is a front perspective view of another embodiment of a cover showing our new design;

FIG. 9 is a front view thereof;

FIG. 10 is a rear view thereof;

FIG. 11 is a perspective view thereof;

FIG. 12 is a side view thereof;

FIG. 13 is a top plan view thereof;

FIG. 14 is a bottom plan view thereof;

FIG. 15 is a front perspective view of another embodiment of a cover showing our new design;

FIG. 16 is a front view thereof;

FIG. 17 is a rear view thereof;

FIG. 18 is a rear perspective view thereof;

FIG. 19 is a side view thereof;

FIG. 20 is a bottom plan view thereof; and,

FIG. 21 is a top plan view thereof.

The broken lines in the Figures show environment only and form no part of the claimed design.

The cover can, for example, act as a sleeve, case, label, or skin for an electronic device such as a media player, media storage device, cellular phone, PDA, smart phone, computer and/or the like.

1 Claim, 12 Drawing Sheets

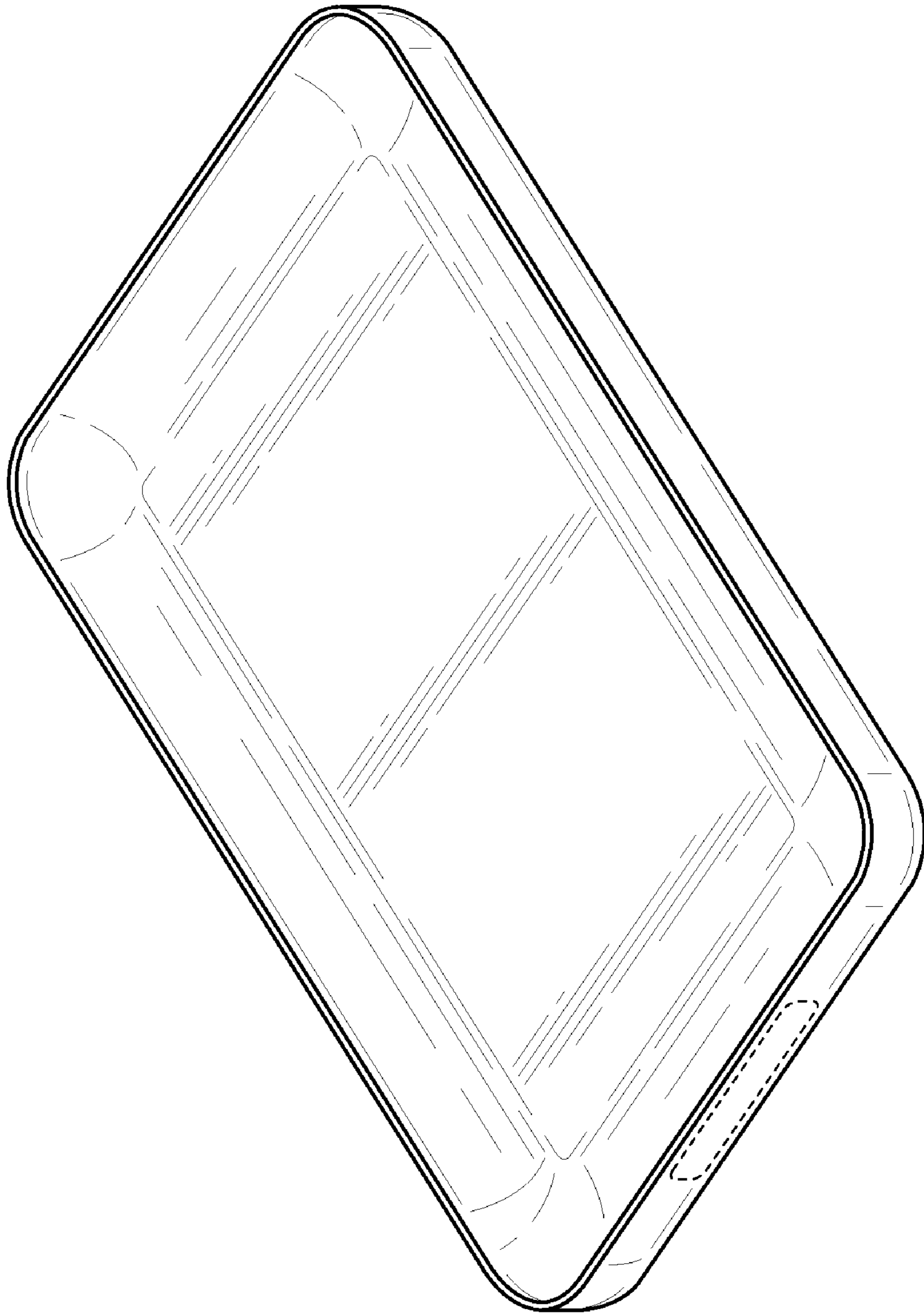


FIG. 1

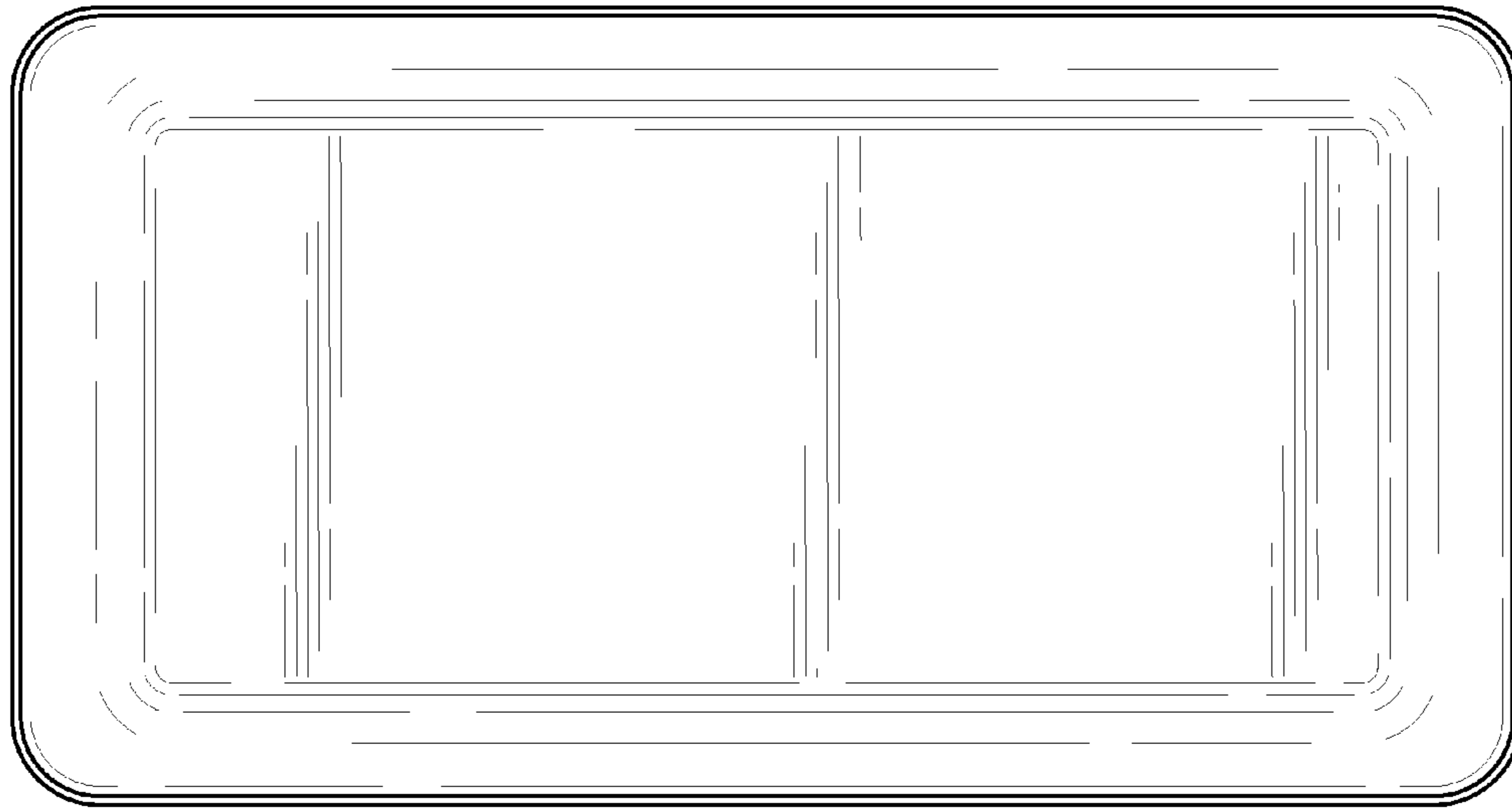


FIG. 2

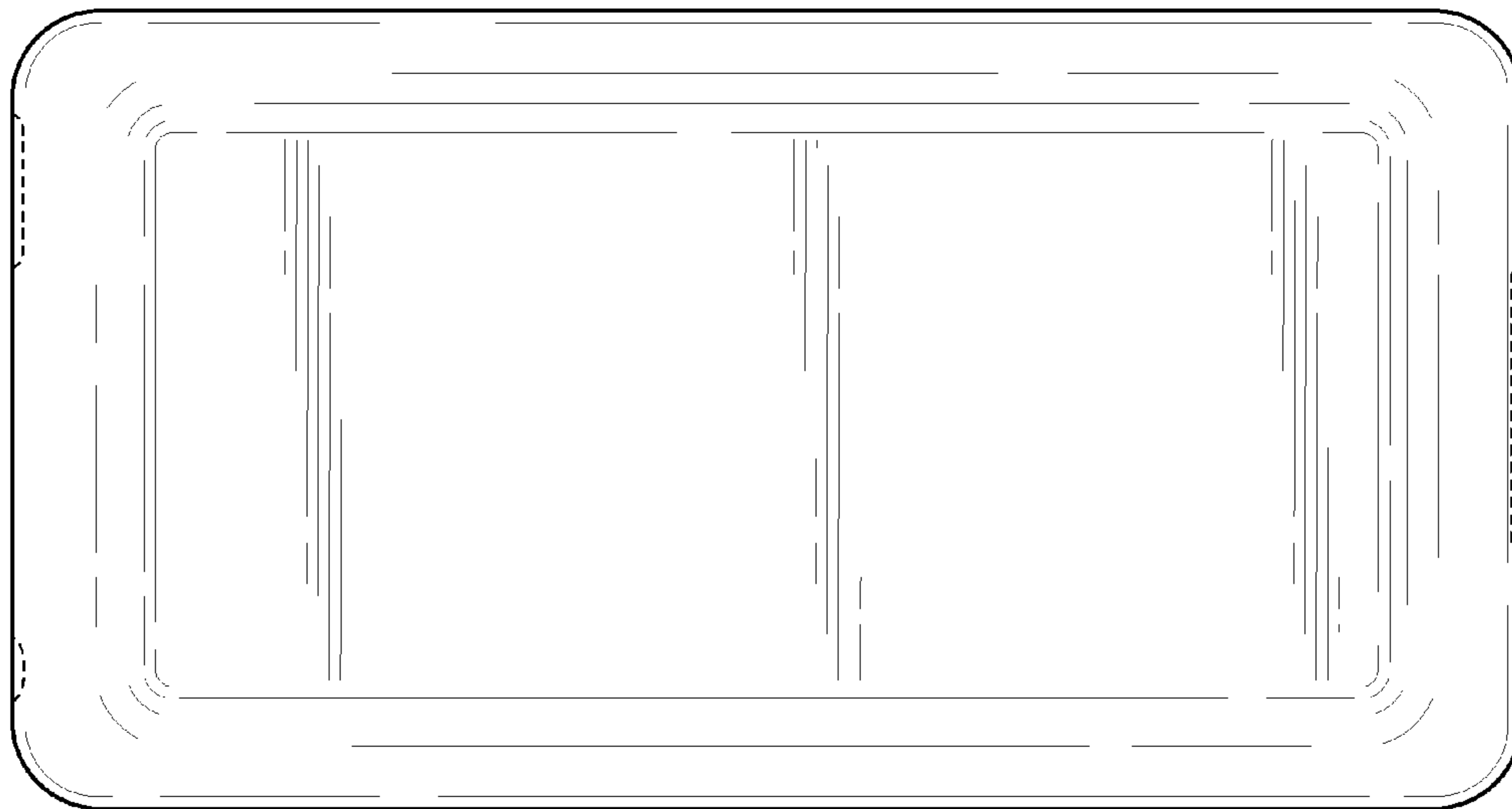


FIG. 3

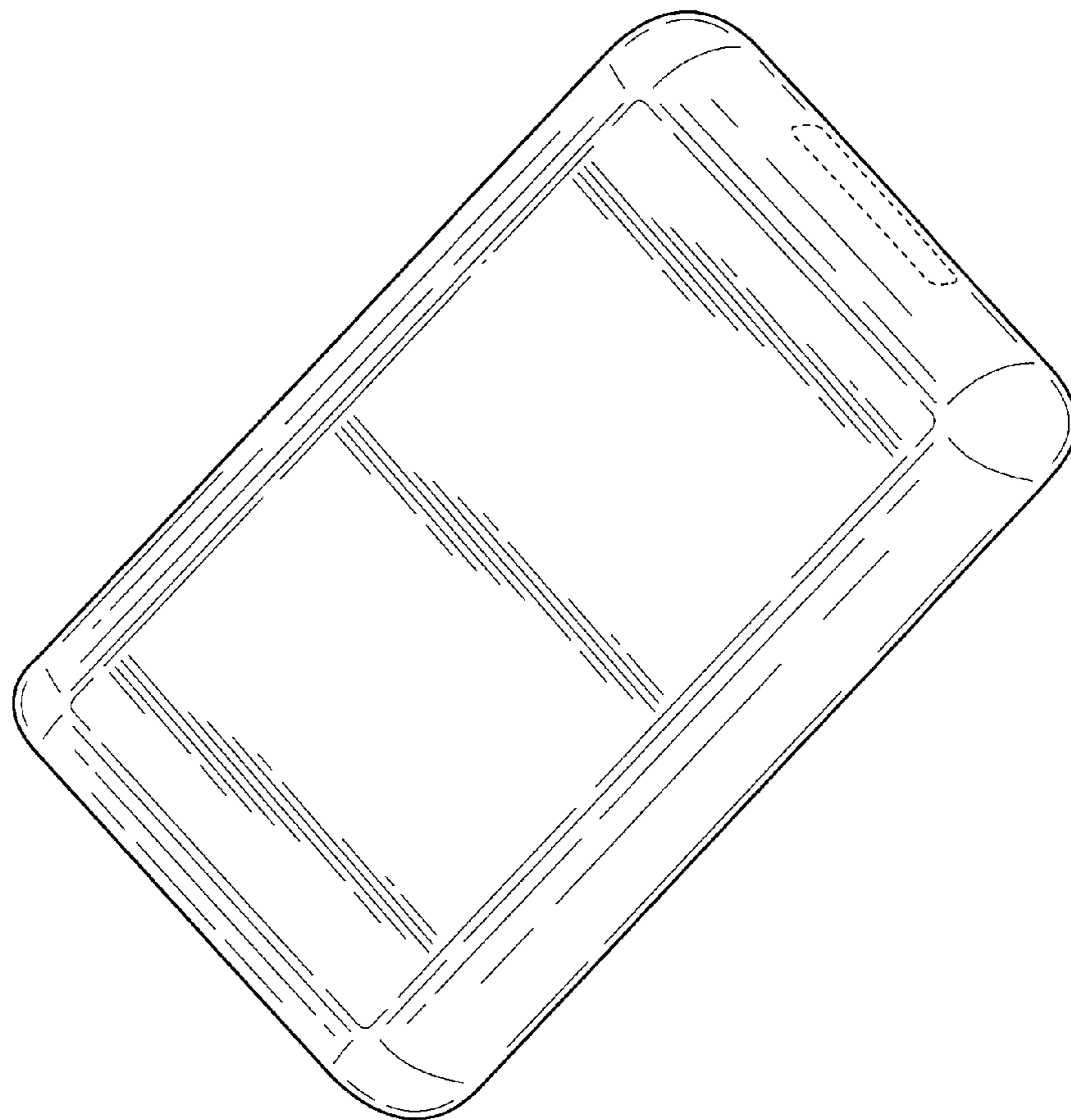


FIG. 4




FIG. 5




FIG. 6

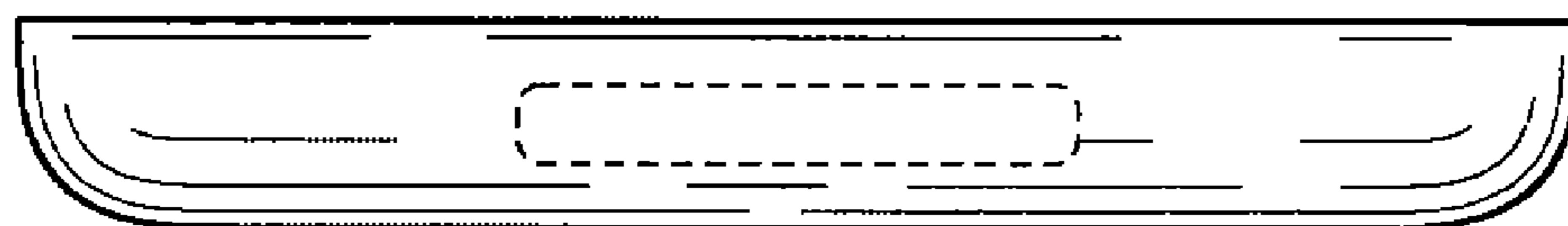


FIG. 7

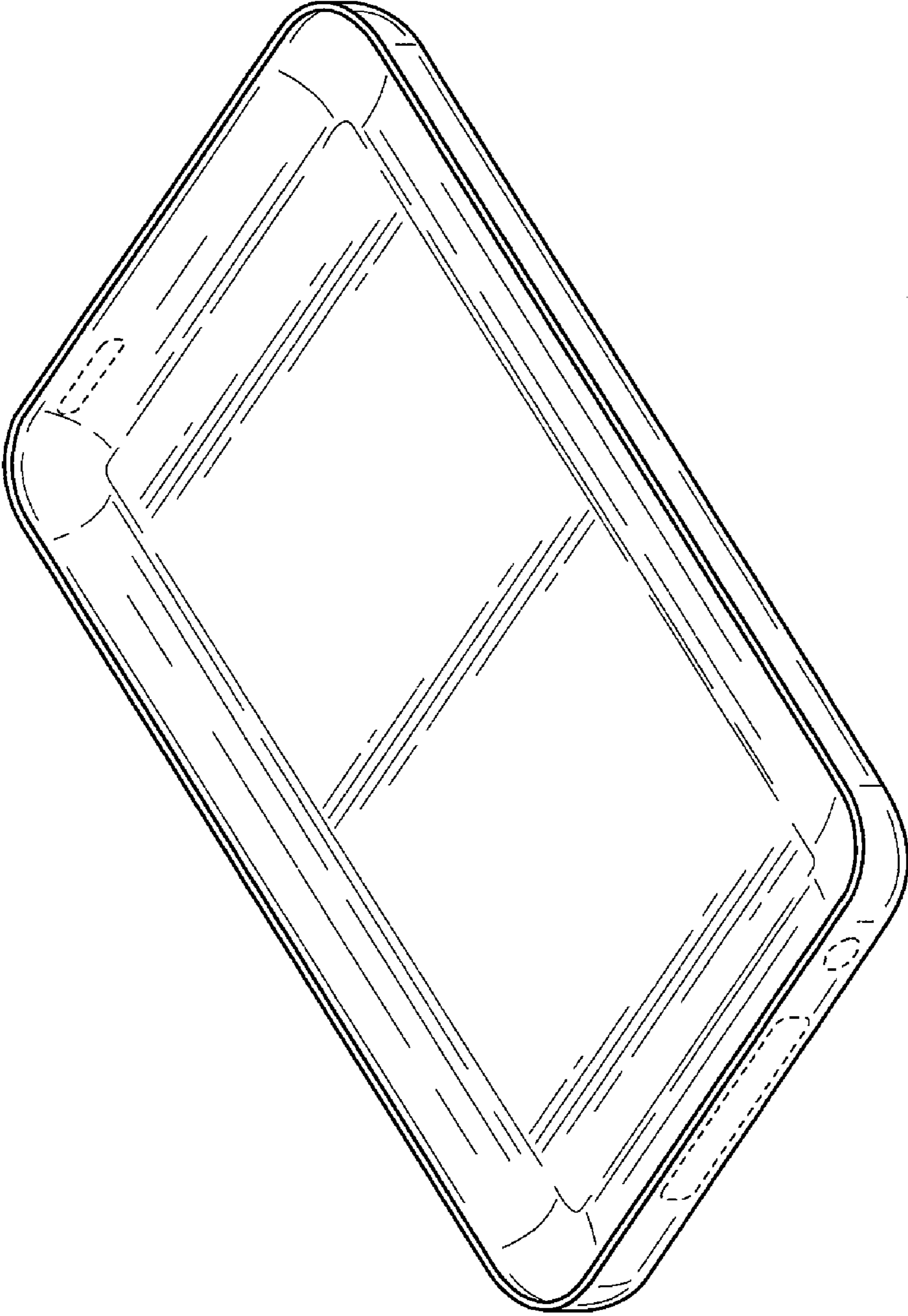


FIG. 8




FIG. 9

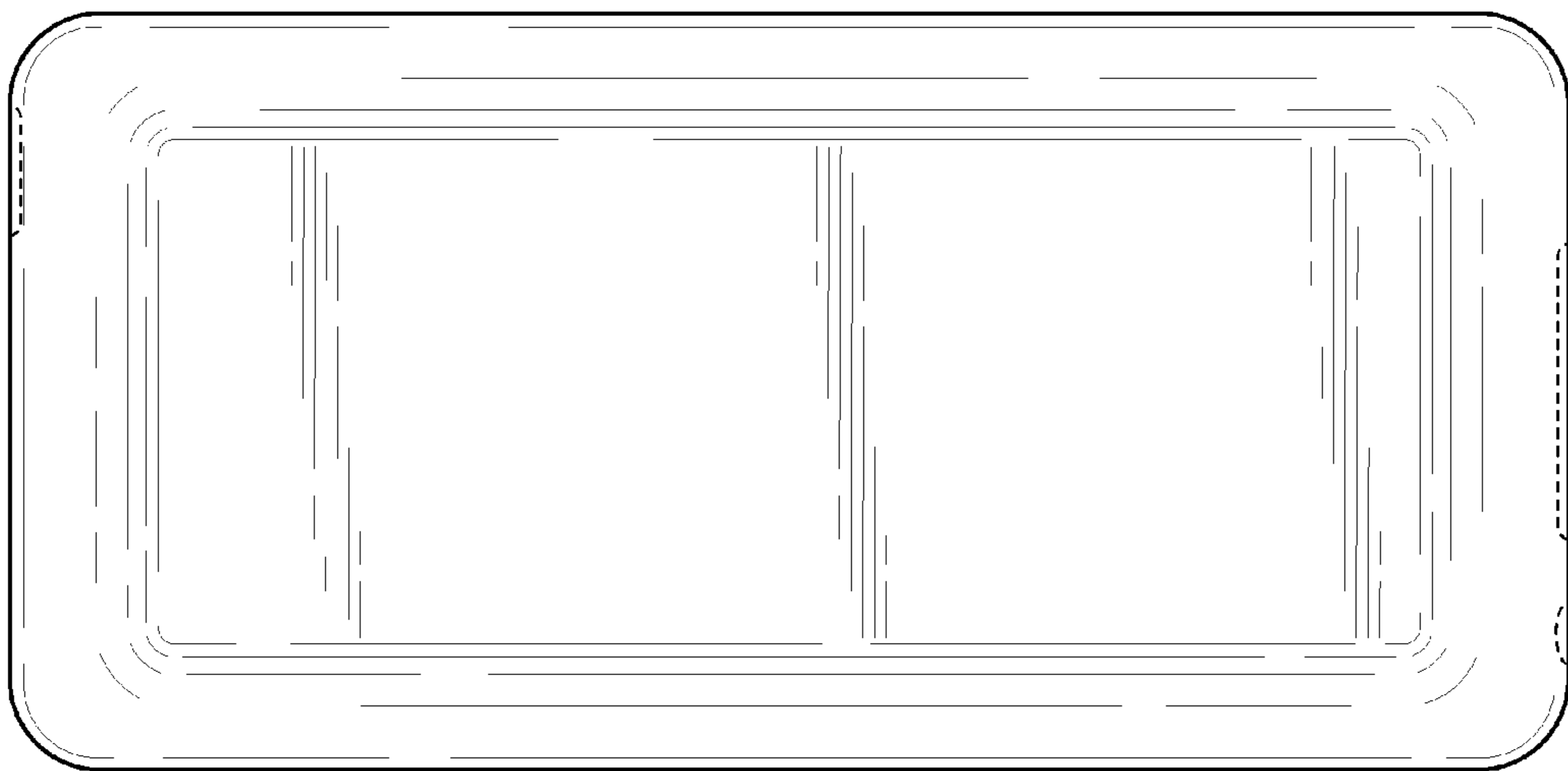


FIG. 10

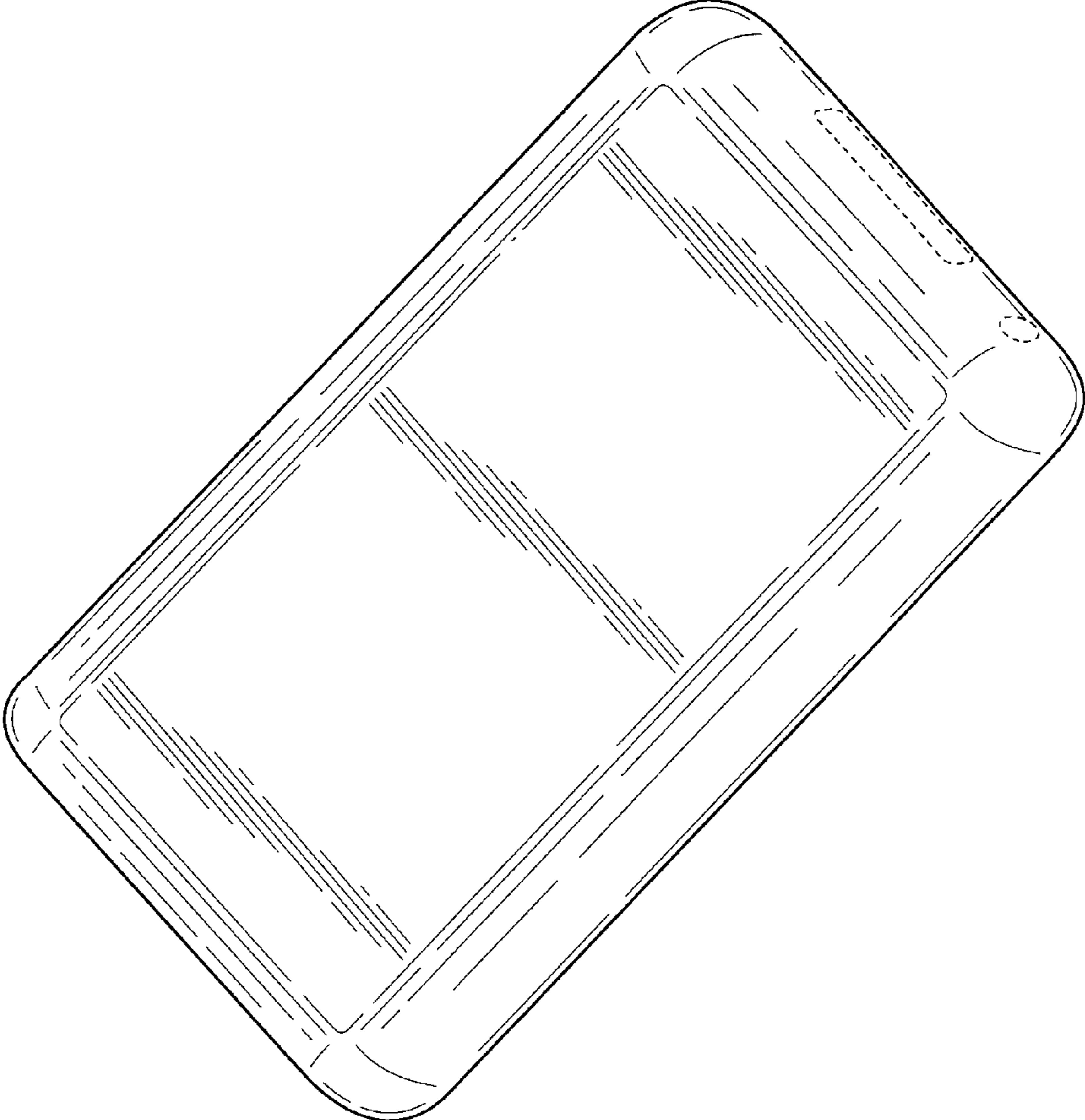


FIG. 11

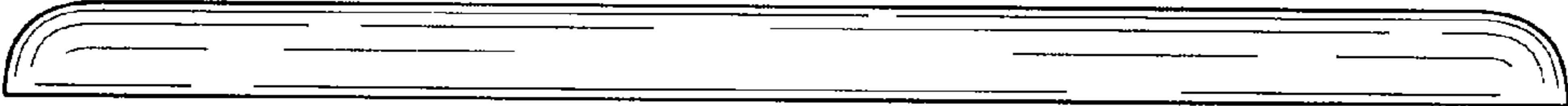


FIG. 12

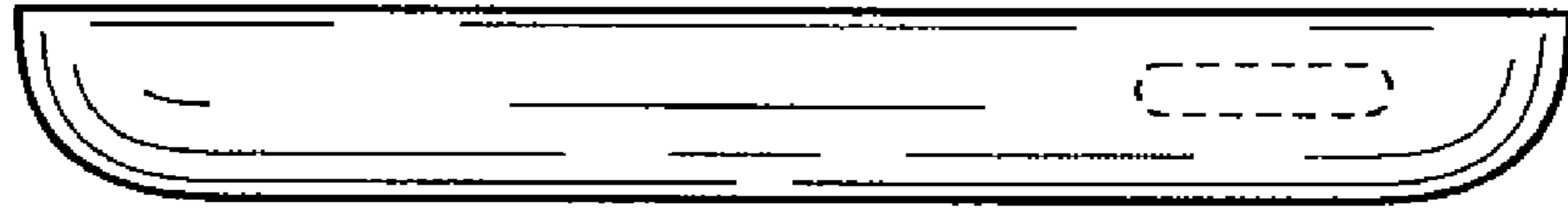


FIG. 13




FIG. 14

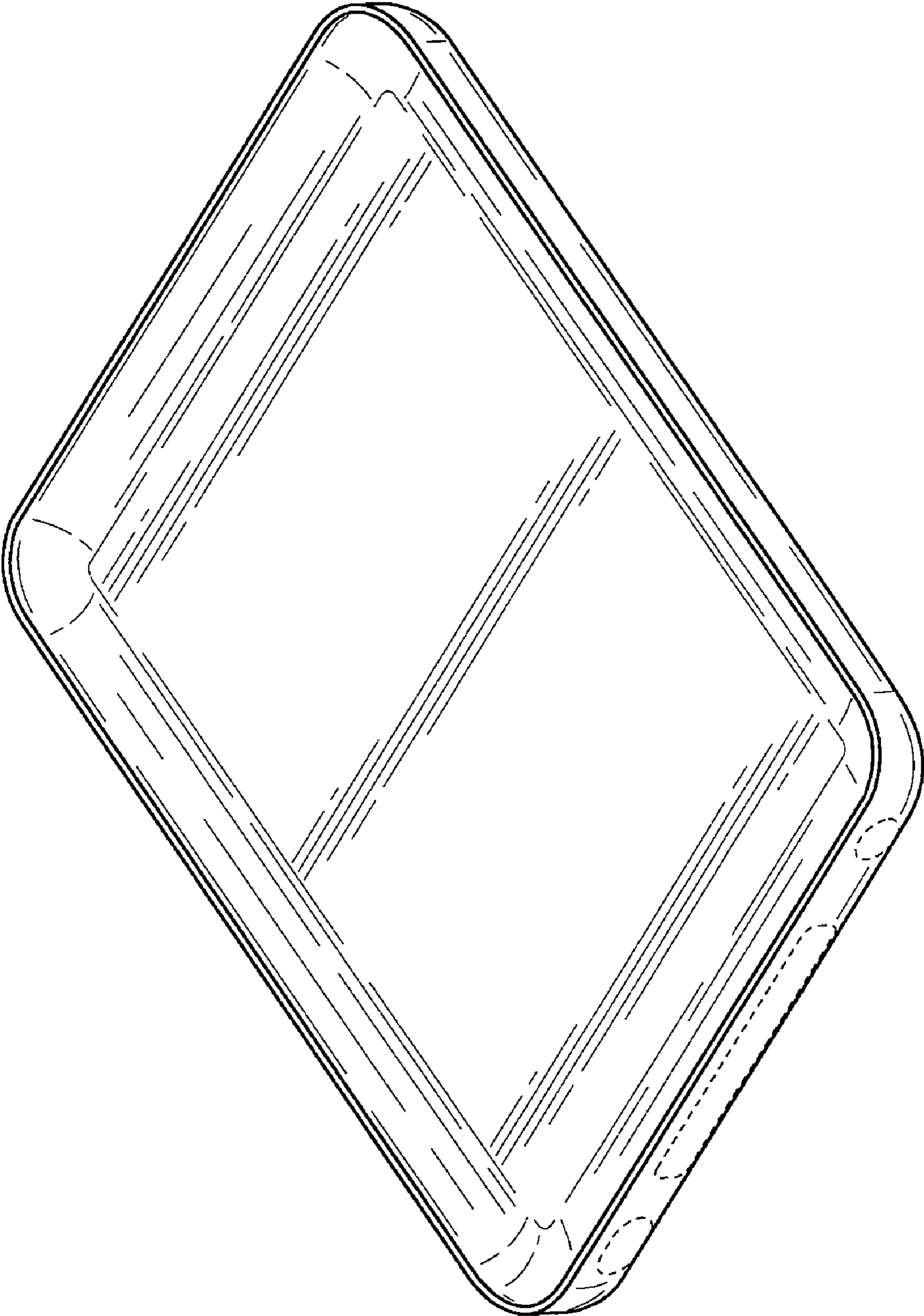


FIG. 15

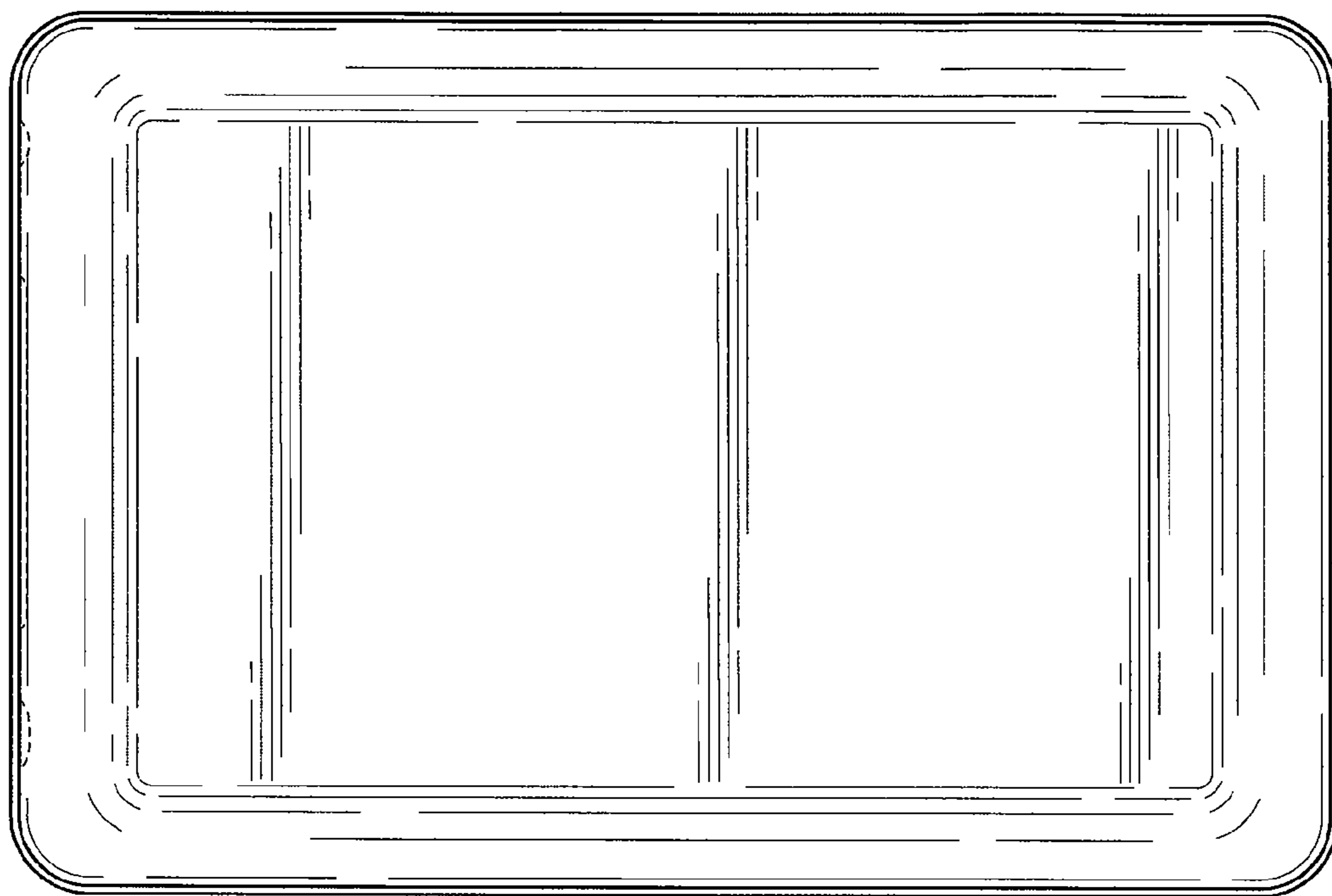


FIG. 16

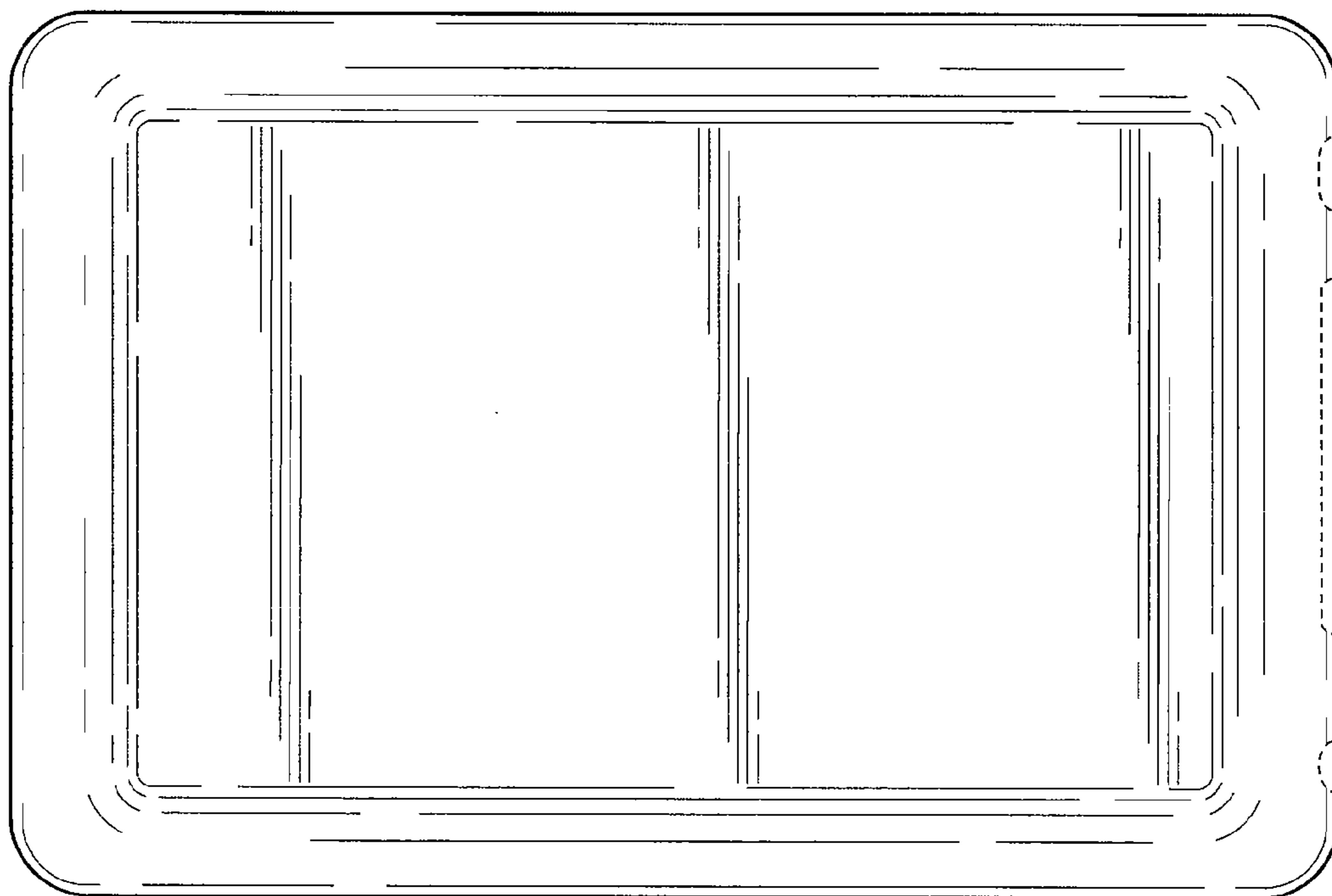


FIG. 17

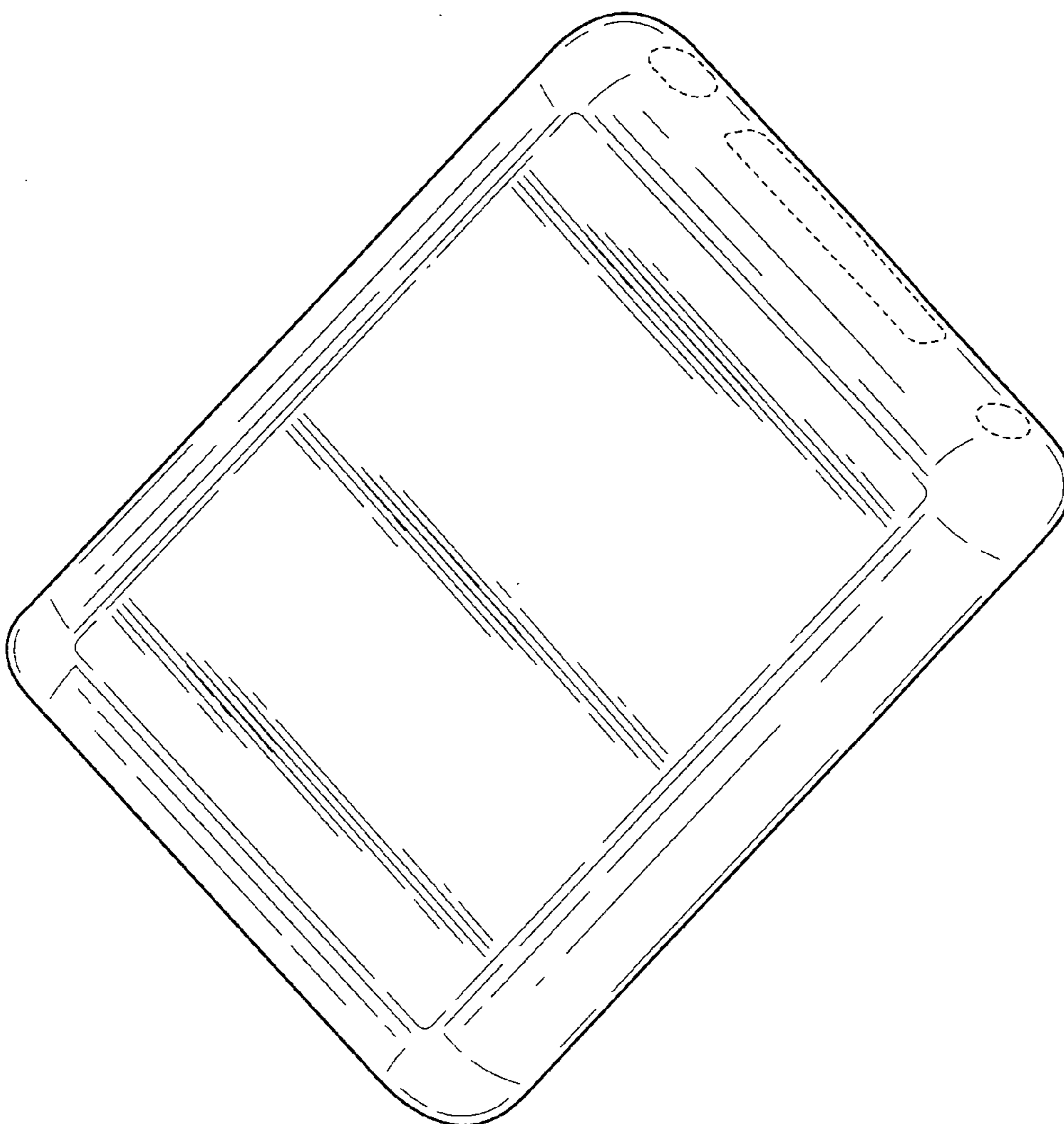


FIG. 18




FIG. 19

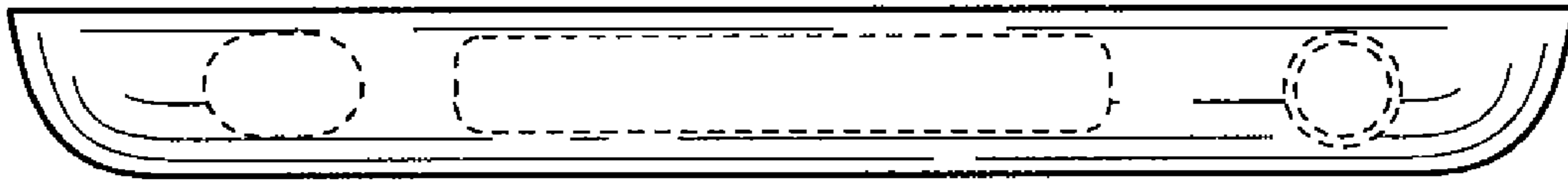


FIG. 20




FIG. 21