



US00D619360S

(12) **United States Design Patent**  
**Ledford**

(10) **Patent No.:** **US D619,360 S**  
(45) **Date of Patent:** **\*\* Jul. 13, 2010**

(54) **EYEGLASSES HOLDER**

(76) Inventor: **Clayton Wallace Ledford**, 2359  
Gastonia Hwy., Lincolnton, NC (US)  
28092

(\*\*) Term: **14 Years**

(21) Appl. No.: **29/353,975**

(22) Filed: **Jan. 18, 2010**

(51) **LOC (9) Cl.** ..... **03-01**

(52) **U.S. Cl.** ..... **D3/265; D2/266**

(58) **Field of Classification Search** ..... D3/219,  
D3/263, 264, 265, 266, 301; 206/5, 5.1,  
206/6; 351/51, 158; 24/3.3, 3.8, 3.9, 3.12;  
224/250, 420; 248/309.1, 231.81, 316.7  
See application file for complete search history.

(56) **References Cited**

**U.S. PATENT DOCUMENTS**

D231,947 S	6/1974	Weber	
D306,739 S	3/1990	Mackiewich	
D306,868 S	3/1990	Manuel	
D316,484 S	4/1991	Kounis et al.	
5,046,696 A	9/1991	Lee	
D321,199 S	10/1991	Souisa et al.	
5,056,668 A	10/1991	Berger	
5,066,154 A *	11/1991	Renaud	401/131
5,082,225 A	1/1992	Nespoli	
D327,285 S	6/1992	Arnouts	
5,119,979 A	6/1992	Kallman	
5,653,414 A	8/1997	Chimel	
5,829,103 A *	11/1998	Allen	24/11 R
5,842,613 A *	12/1998	White	224/250
5,860,191 A *	1/1999	Sieger	24/3.3

5,867,874 A *	2/1999	Simpson	24/336
D407,537 S *	4/1999	Simpson	D2/891
D423,777 S	5/2000	Folisi	
6,206,258 B1	3/2001	Calder	
D442,076 S *	5/2001	Swanson	D8/373
D443,199 S *	6/2001	Swanson	D8/373
D471,709 S	3/2003	Coyne	
D478,630 S	8/2003	Riggins	
D555,896 S *	11/2007	Ward-Llewellyn	D3/215
D592,039 S *	5/2009	Okuda	D8/356
D610,805 S	3/2010	Ledford	

\* cited by examiner

*Primary Examiner*—Celia A Murphy

(74) *Attorney, Agent, or Firm*—Olive Law Group, PLLC

(57) **CLAIM**

I claim the ornamental design for the eyeglasses holder, as shown and described.

**DESCRIPTION**

FIG. 1 is a front view of the eyeglasses holder according to the invention;

FIG. 2 is a left side view of the eyeglasses holder of FIG. 1;

FIG. 3 is a right side view of the eyeglasses holder of FIG. 1;

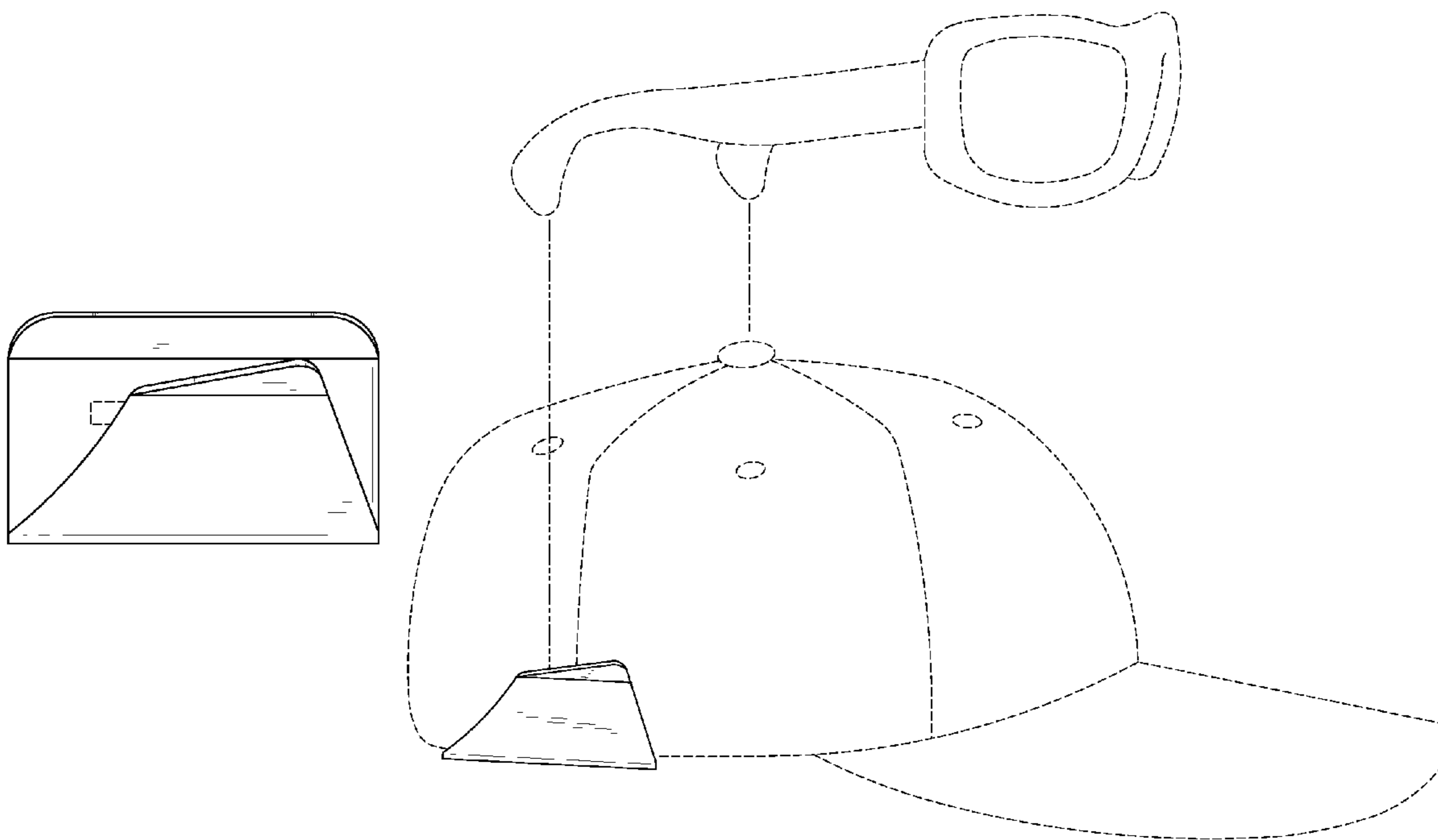
FIG. 4 is a top view of the eyeglasses holder of FIG. 1;

FIG. 5 is a bottom view of the eyeglasses holder of FIG. 1;

FIG. 6 is a rear view of the eyeglasses holder of FIG. 1; and,

FIG. 7 is an environmental view of the eyeglasses holder of FIG. 1 installed on a cap and holding a pair of eyeglasses. The eyeglasses and cap shown in broken lines form no part of the claim.

**1 Claim, 2 Drawing Sheets**



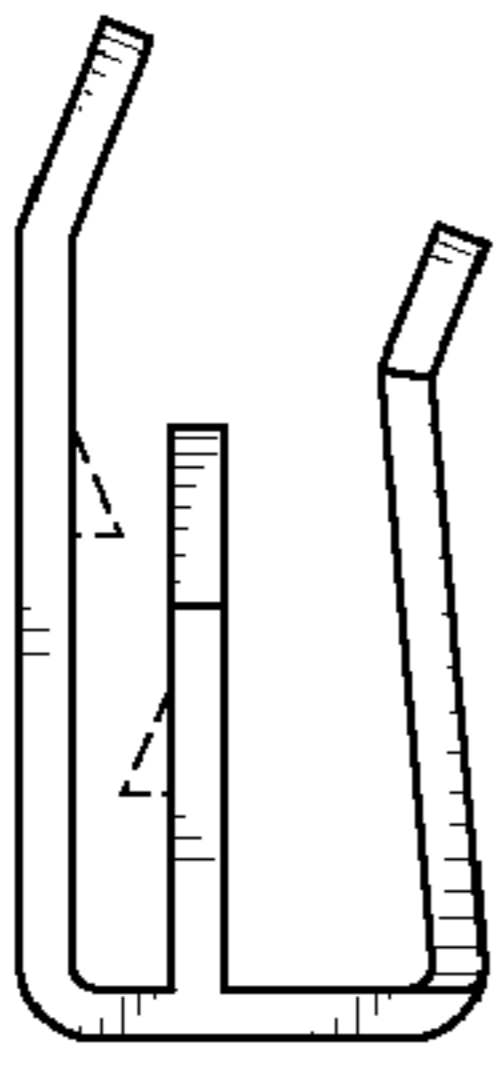


FIG. 2

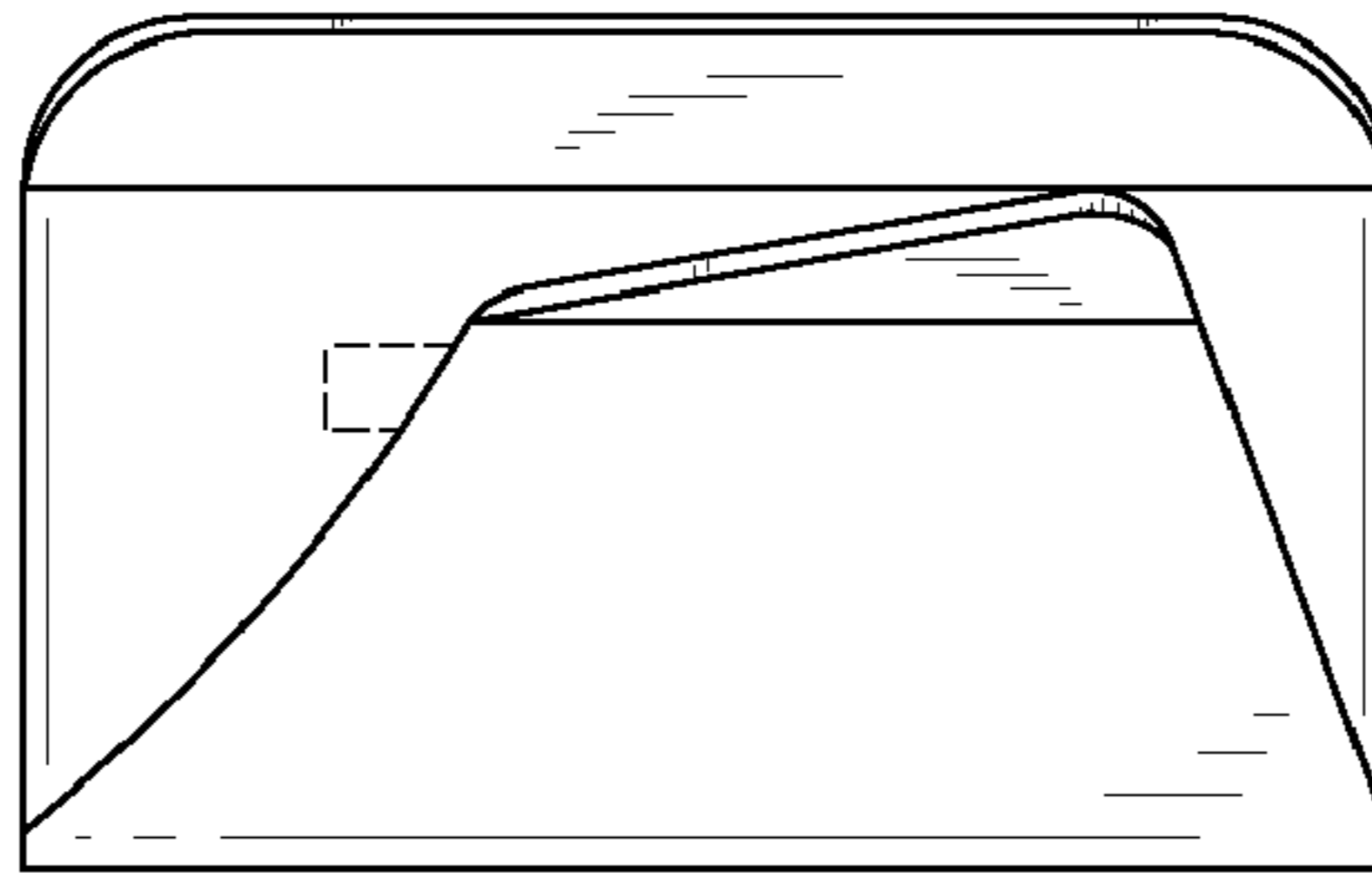


FIG. 1

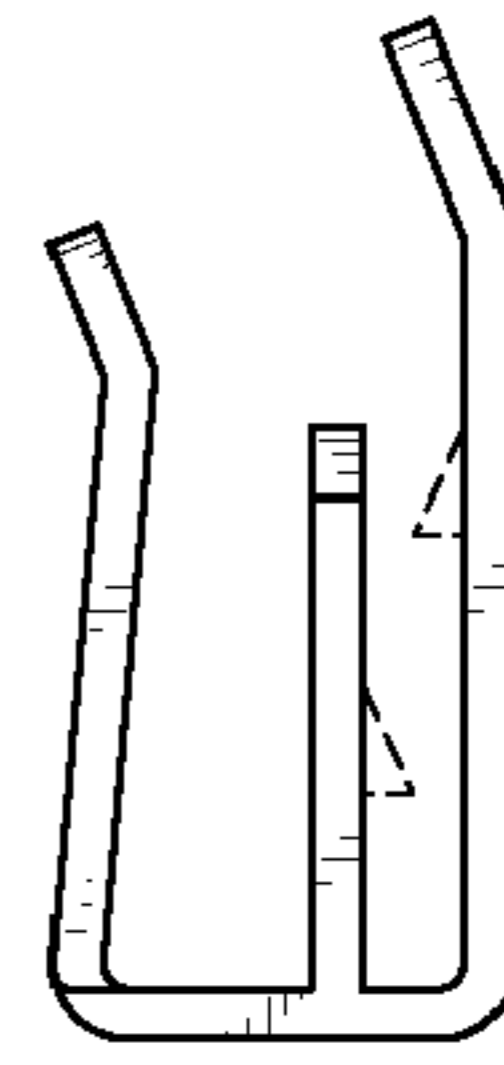


FIG. 3

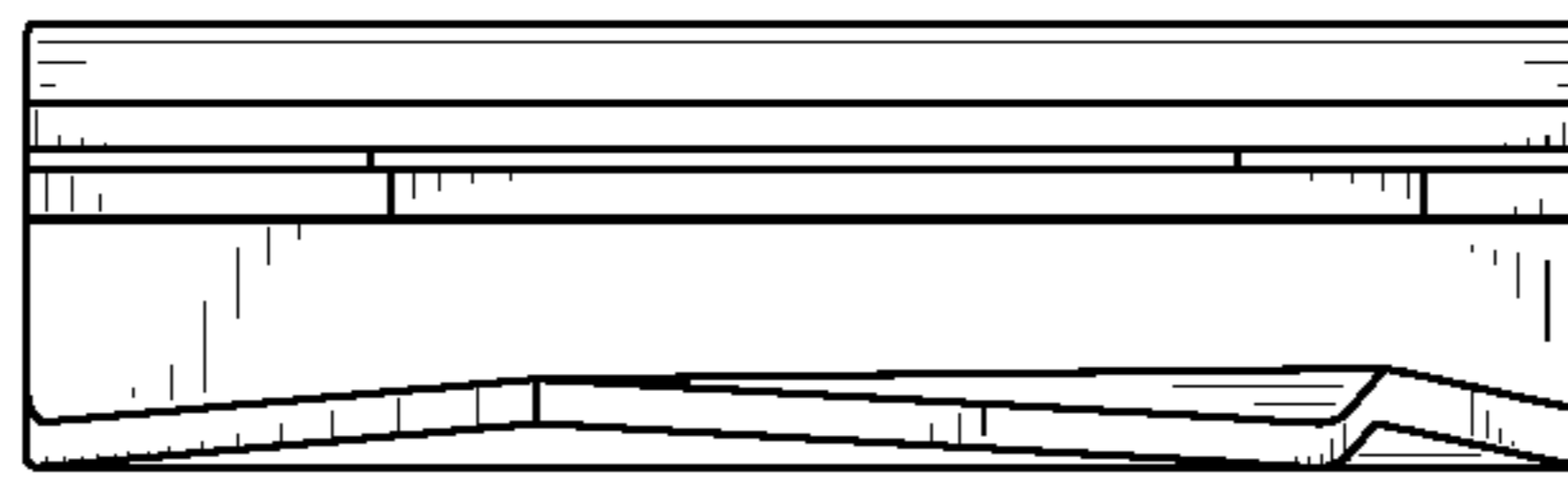


FIG. 4




FIG. 5

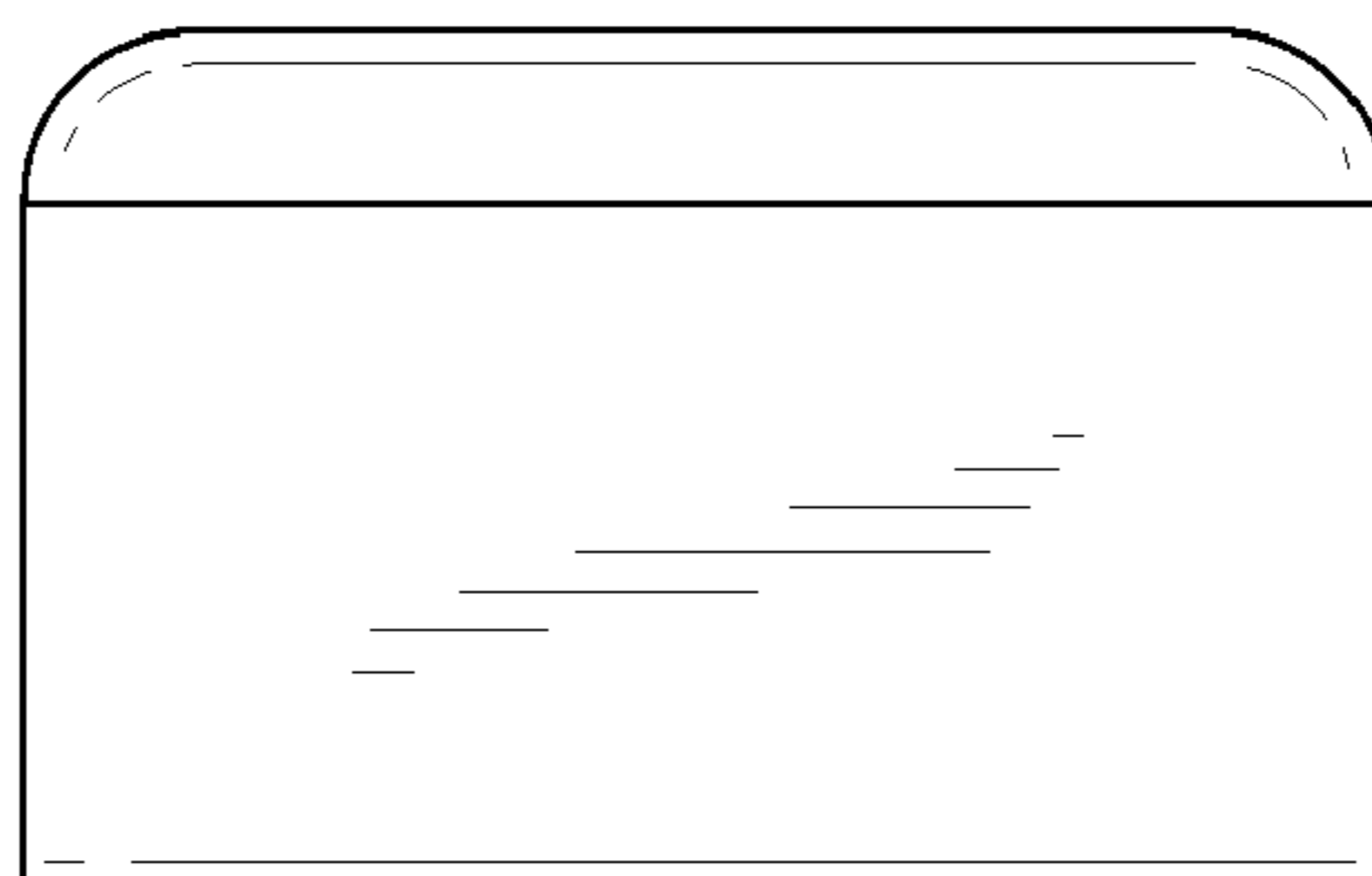


FIG. 6

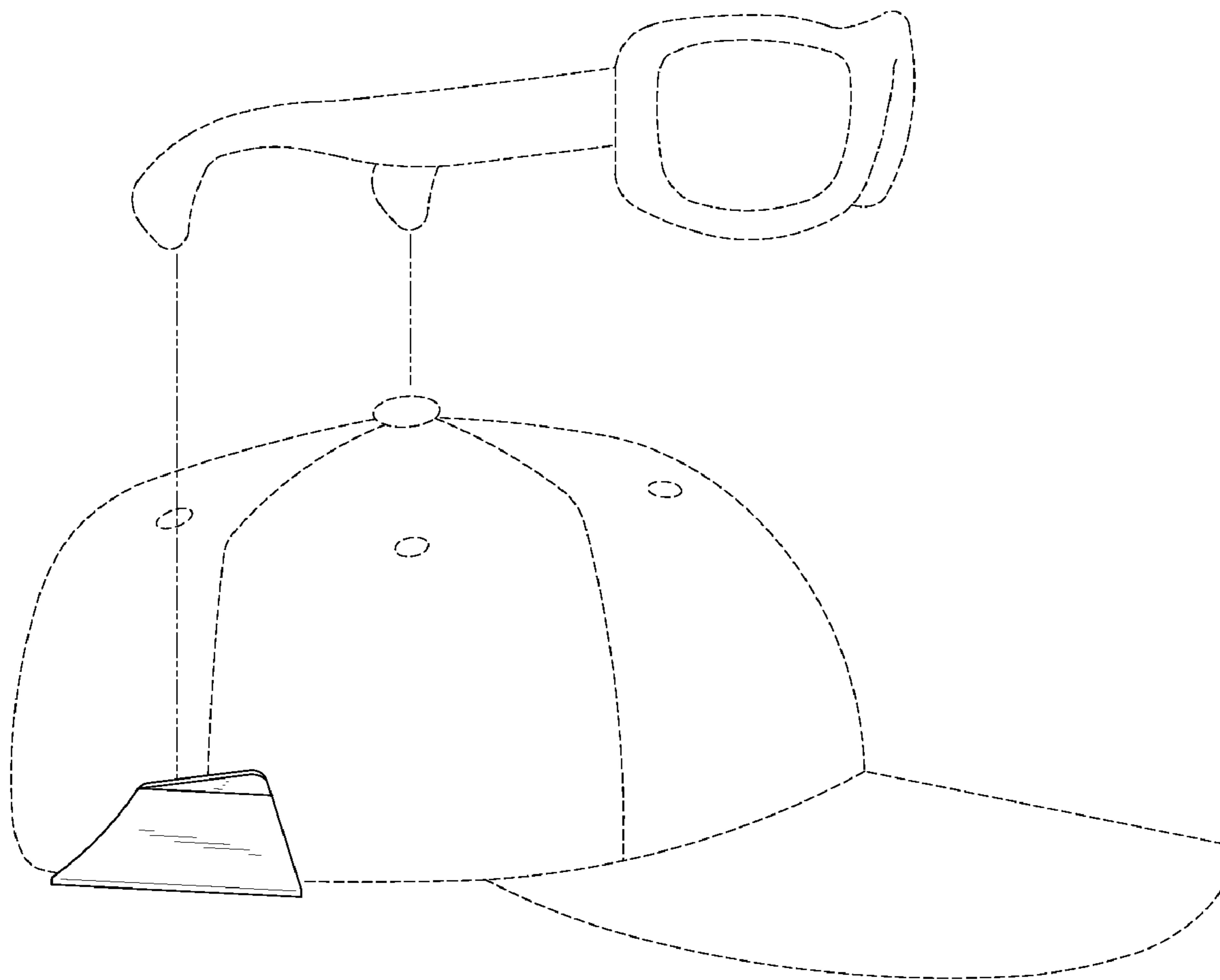


FIG. 7