



US00D619358S

(12) **United States Design Patent**
Dillard

(10) **Patent No.:** **US D619,358 S**
(45) **Date of Patent:** **** Jul. 13, 2010**

(54) **WOMEN'S HANDS FREE, STRAPLESS PURSE WITH BELT LOOPS**

(76) Inventor: **Kimberly R. Dillard**, 9706 Harrison Ln., Missouri City, TX (US) 77459

(**) Term: **14 Years**

(21) Appl. No.: **29/342,108**

(22) Filed: **Aug. 18, 2009**

(51) **LOC (9) Cl.** **03-01**

(52) **U.S. Cl.** **D3/243**

(58) **Field of Classification Search** D3/232-233,
D3/240-246, 318, 324; 150/100, 103-110,
150/113-114, 118-119

See application file for complete search history.

(56) **References Cited**

U.S. PATENT DOCUMENTS

D266,202 S *	9/1982	Berman	D3/230
D393,366 S *	4/1998	Kopel	D3/233
D582,664 S *	12/2008	Degliobizzi	D3/232
D586,119 S *	2/2009	Sabbah	D3/243

* cited by examiner

Primary Examiner—Holly H Baynham

(74) *Attorney, Agent, or Firm*—QuickPatents, Inc.; Kevin Prince

(57) **CLAIM**

I claim the ornamental design for a women's hands free, strapless purse with belt loops, as shown and described.

DESCRIPTION

FIG. 1 is a perspective view of a women's hands free, strapless purse with belt loops, showing my new design;

FIG. 2 is a front elevational view thereof;

FIG. 3 is a rear elevational view thereof;

FIG. 4 is a right-side elevational view thereof;

FIG. 5 is a left-side elevational view thereof;

FIG. 6 is a top plan view thereof;


FIG. 7 is a bottom plan view thereof; and

FIG. 8 is an alternate perspective view thereof, illustrating the purse in an open configuration and showing a portion of an internal pocket therein; and,

FIG. 9 is a cross-sectional view thereof, taken generally along lines 9—9 of FIG. 8.

The broken lines showing a person and decorative fringe in FIG. 1 are included for the purpose of illustrating the invention in use, and form no part of the claimed design. The broken lines in the other figures represent stitching.

1 Claim, 3 Drawing Sheets



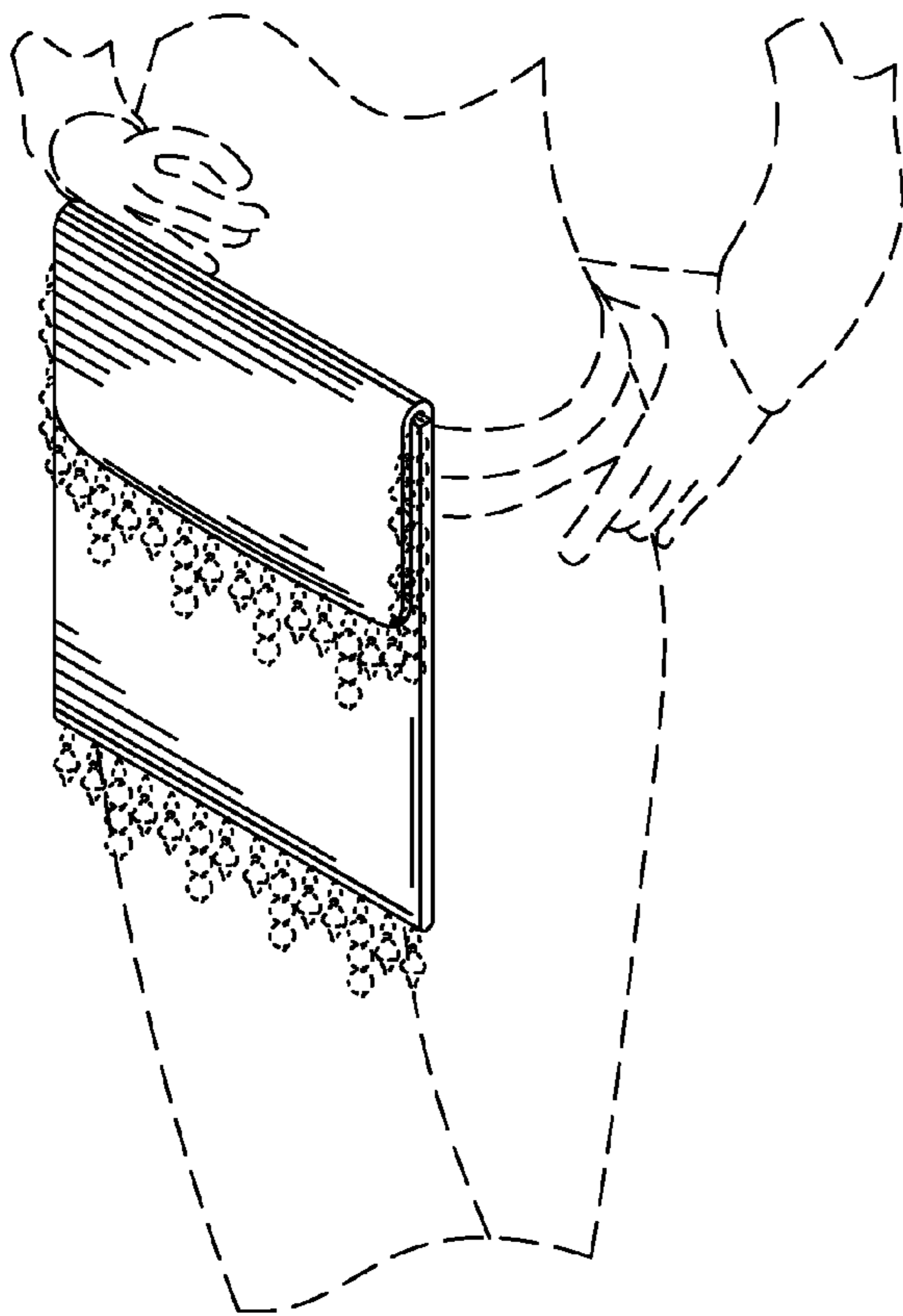


FIG. 1




FIG. 2

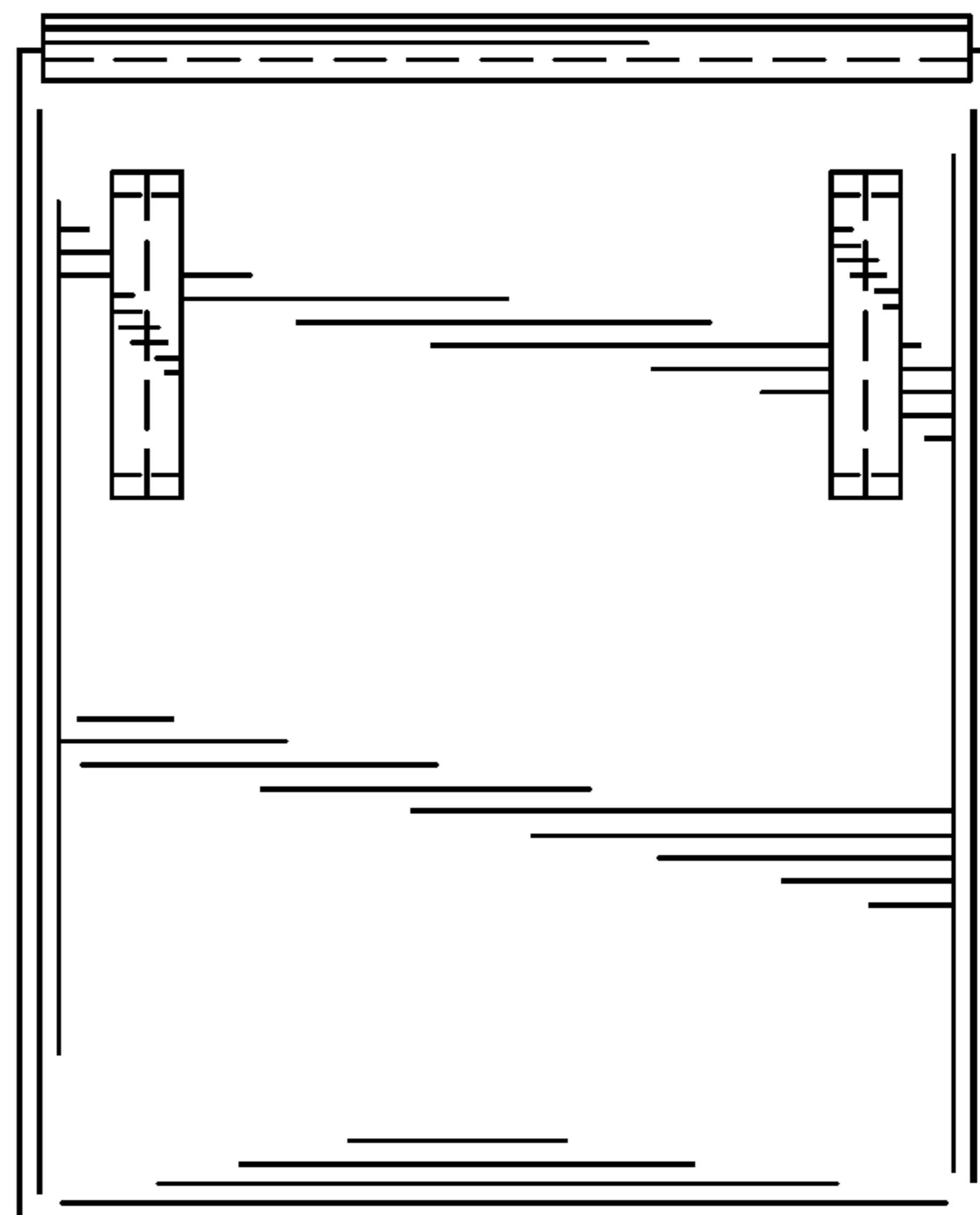


FIG. 3

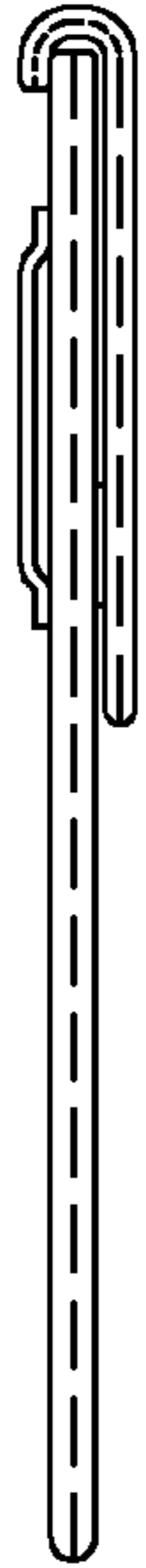


FIG. 4

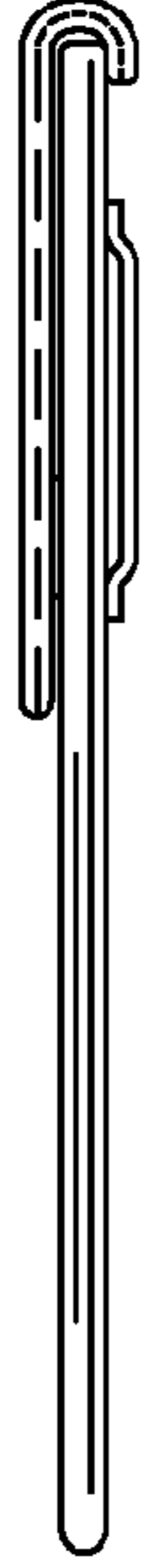


FIG. 5



FIG. 6



FIG. 7

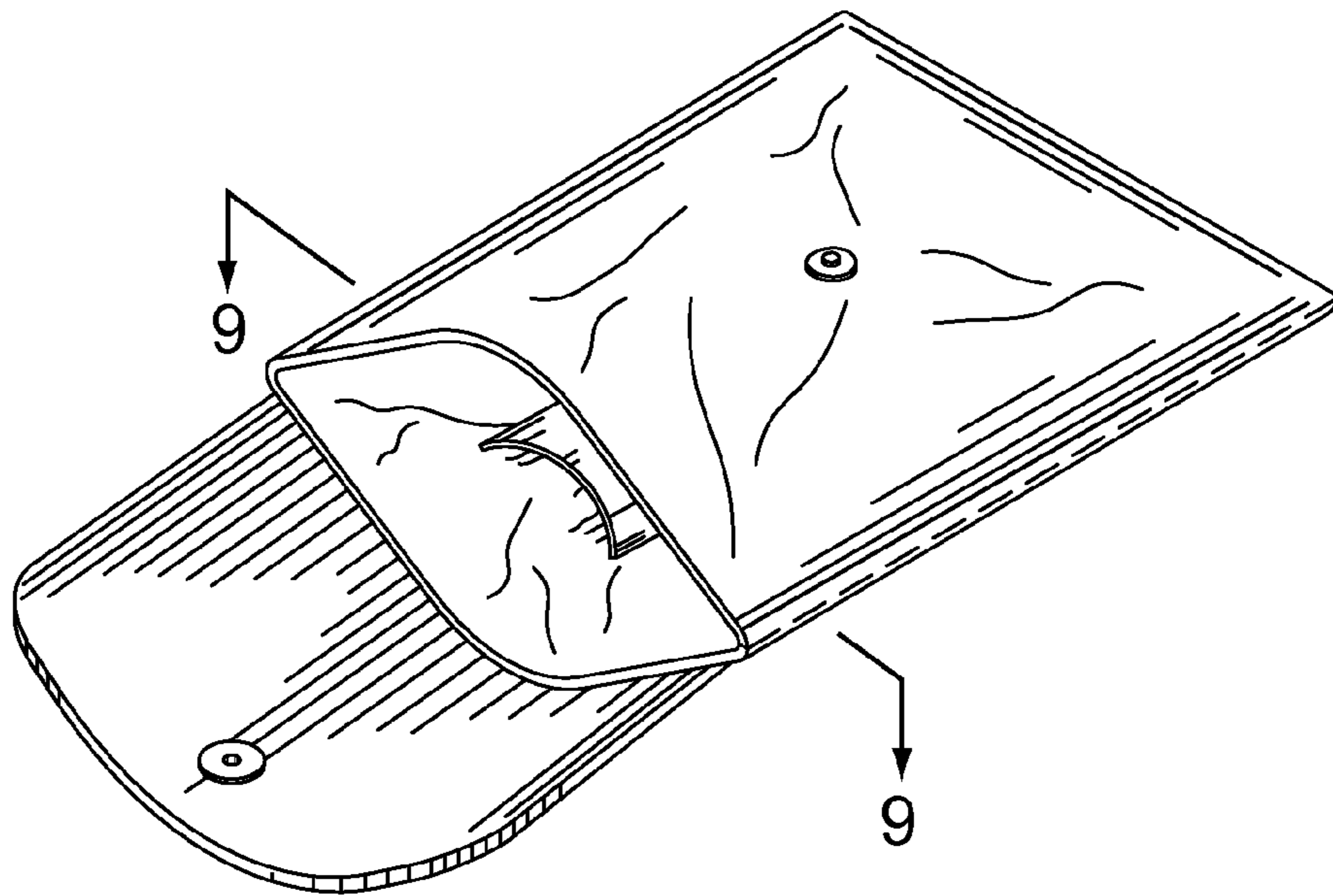


FIG. 8

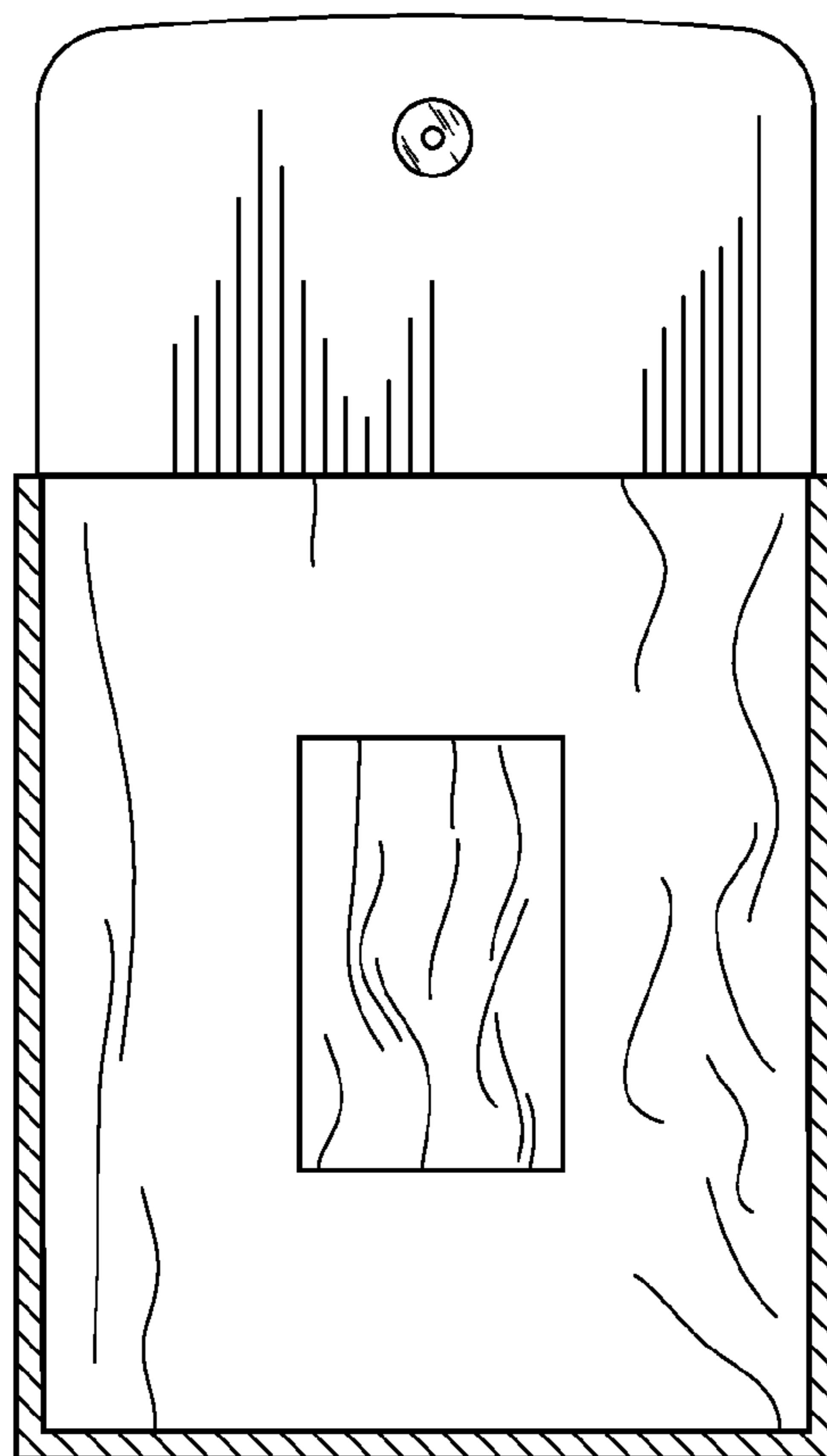


FIG. 9