



US00D619356S

(12) **United States Design Patent**
Hillman

(10) **Patent No.:** **US D619,356 S**

(45) **Date of Patent:** **** Jul. 13, 2010**

(54) **MOBILE PHONE AND CREDIT CARD
CARRYING CASE**

(76) Inventor: **Kenneth G. Hillman**, 1108 Folts Ave.,
Austin, TX (US) 78704

(**) Term: **14 Years**

(21) Appl. No.: **29/344,280**

(22) Filed: **Sep. 25, 2009**

(51) **LOC (9) Cl.** **03-01**

(52) **U.S. Cl.** **D3/218; D3/249**

(58) **Field of Classification Search** D3/218,
D3/215, 219, 201, 224, 226, 228, 269, 247-249;
224/572, 600, 607, 257, 575-577, 262, 265,
224/682-683; 206/305, 320, 38.1; D14/138,
D14/248, 250-251; 150/131, 138, 144-145,
150/112, 114; 40/661.06, 586, 644

See application file for complete search history.

(56) **References Cited**

U.S. PATENT DOCUMENTS

D322,788 S	12/1991	Jayez	
D378,020 S	2/1997	Hatt	
D382,996 S	9/1997	Kopel	
D401,055 S	11/1998	Jayez	
D411,765 S *	7/1999	Holihan D3/247
D420,218 S	2/2000	Chen	
D448,761 S	10/2001	Powell	
D459,346 S	6/2002	Powell	
6,454,146 B2	9/2002	Alis	
D484,874 S	1/2004	Chang et al.	
D501,718 S	2/2005	Brown	
7,204,398 B1 *	4/2007	Smith, Sr. 224/607
D551,446 S *	9/2007	Elnekaveh D3/249

D568,042 S *	5/2008	Cerullo D3/218
D581,151 S	11/2008	Aipa	
D581,156 S	11/2008	Wang	
D582,149 S	12/2008	Tan	
D582,405 S	12/2008	Andre	
D594,226 S	6/2009	Hofer	
D597,089 S	7/2009	Khan	
D597,301 S	8/2009	Richardson	
D602,689 S *	10/2009	Hewitt D3/247
D609,462 S *	2/2010	Bullen D3/218

* cited by examiner

Primary Examiner—Catherine R Oliver

(74) *Attorney, Agent, or Firm*—QuickPatents, Inc.; Kevin Prince

(57) **CLAIM**

What is claimed is the ornamental design for a mobile phone and credit card carrying case, as shown and described.

DESCRIPTION

FIG. 1 is a front perspective view of a mobile phone and credit card carrying case, showing the new design;

FIG. 2 is a rear perspective view thereof;

FIG. 3 is a front elevational view thereof;

FIG. 4 is a rear elevational view thereof;

FIG. 5 is a left-side elevational view thereof;

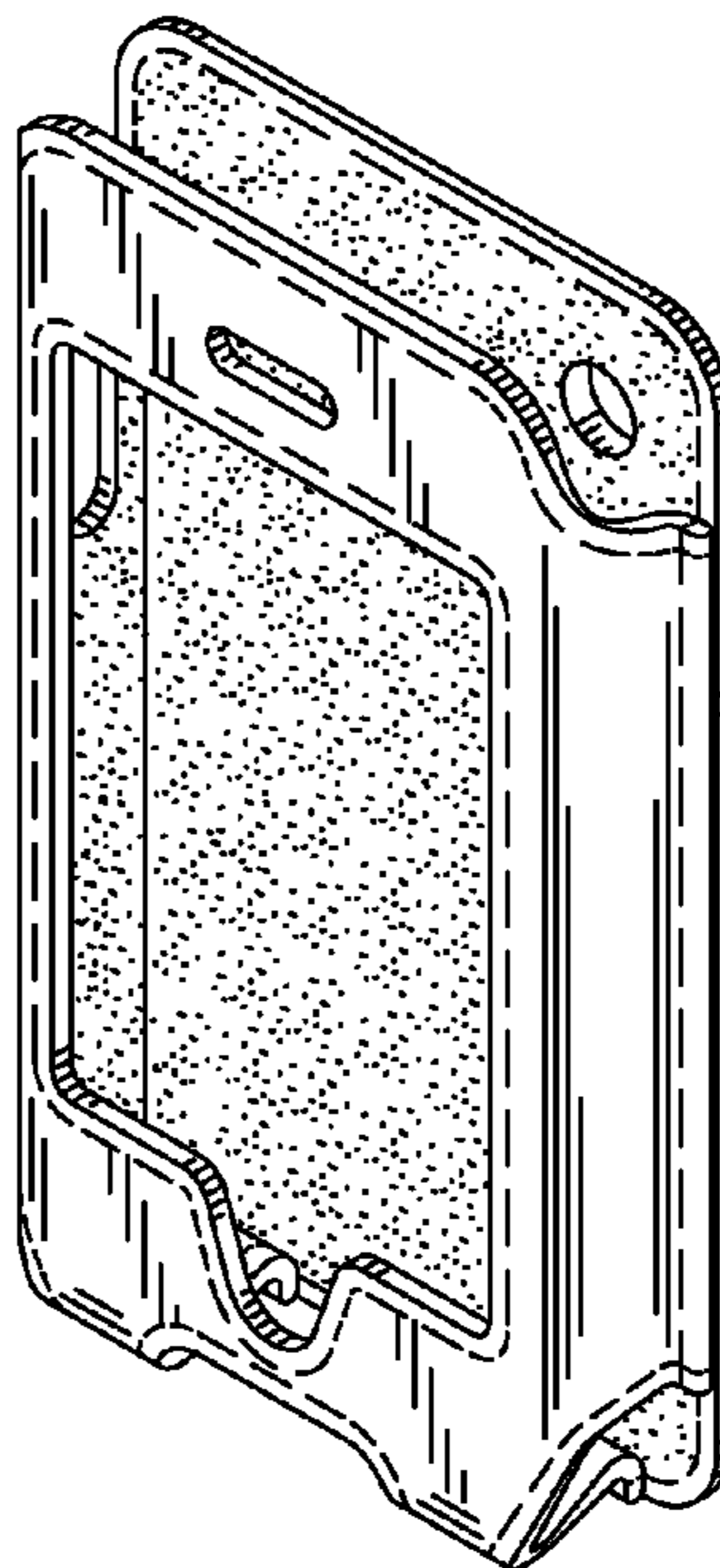
FIG. 6 is a right-side elevational view thereof;

FIG. 7 is a top plan view thereof; and,

FIG. 8 is a bottom plan view thereof.

The broken lines in the figures represent stitching, and are part of the claimed design.

1 Claim, 2 Drawing Sheets



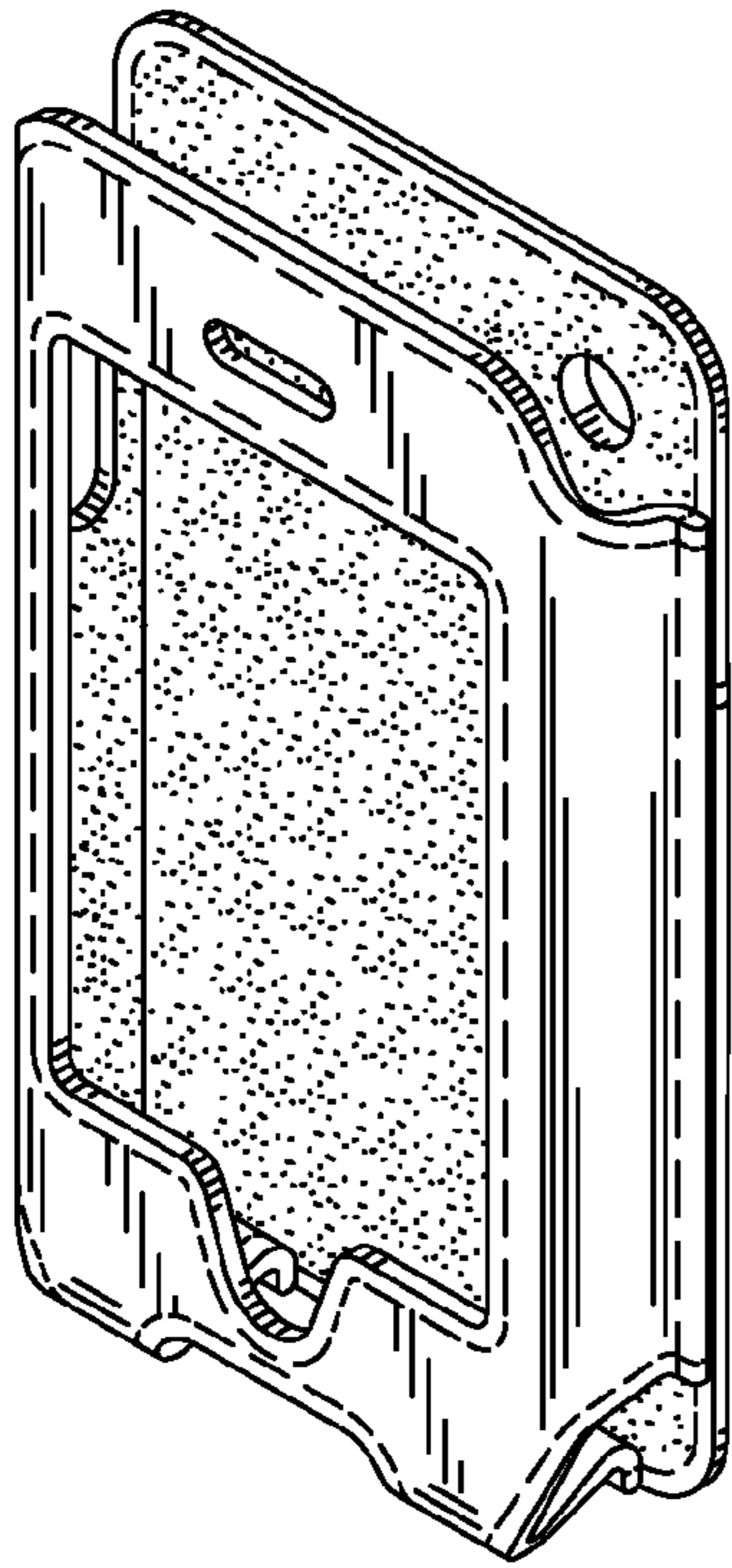


FIG. 1

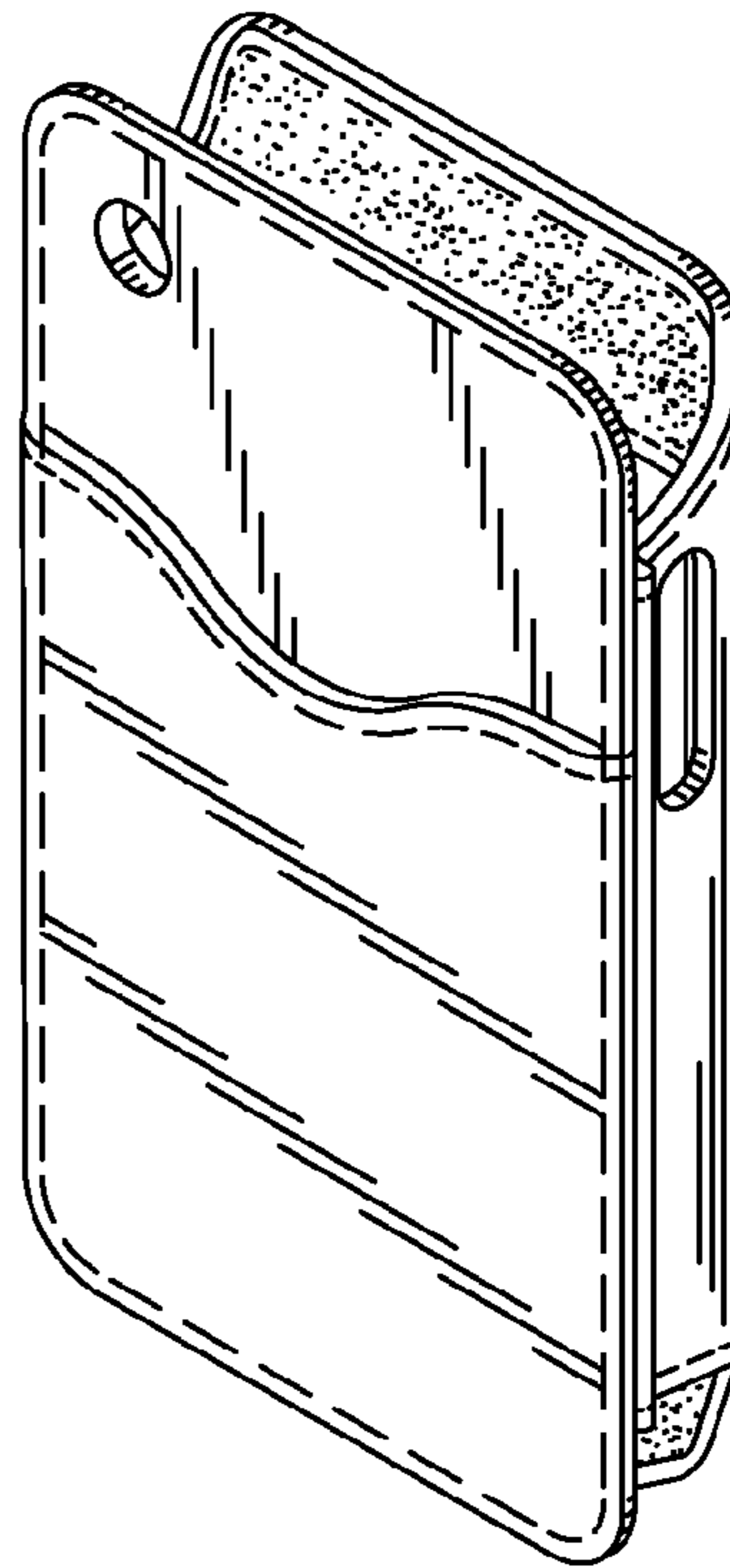


FIG. 2




FIG. 3

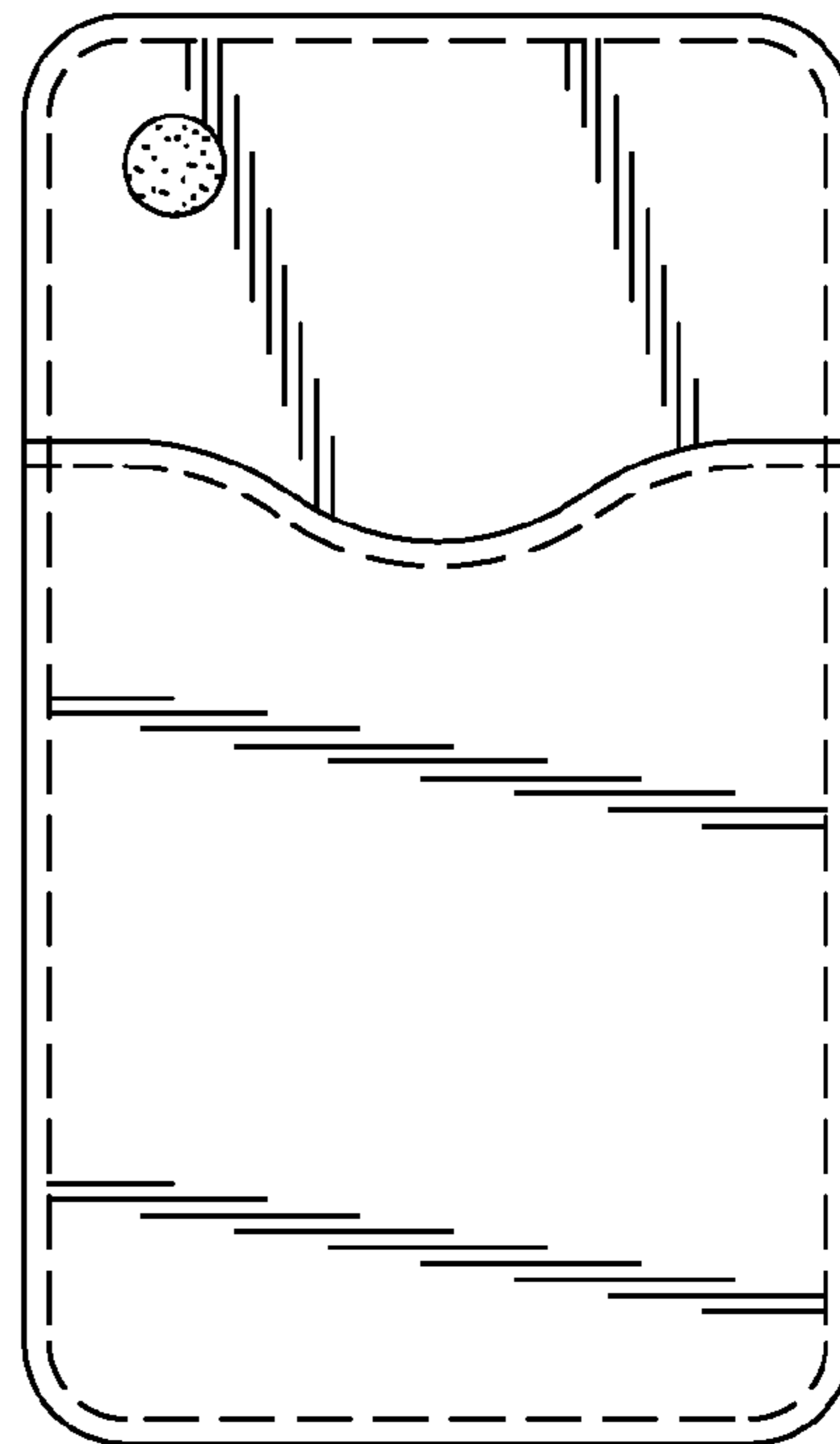


FIG. 4




FIG. 5




FIG. 6




FIG. 7

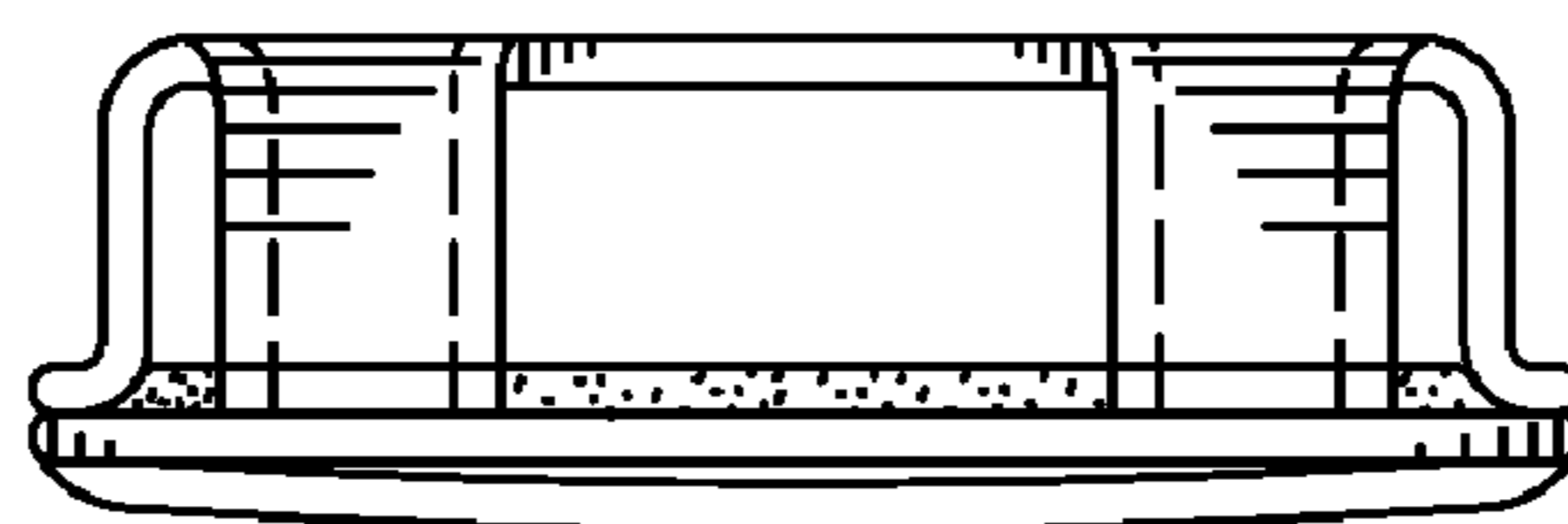


FIG. 8