



US00D619355S

(12) **United States Design Patent**
Pedersen et al.

(10) **Patent No.:** **US D619,355 S**
(45) **Date of Patent:** **** Jul. 13, 2010**

(54) **POCKET CLIP FOR PORTABLE COMMUNICATIONS DEVICE**

D521,232 S * 5/2006 Andre et al. D3/218
D526,743 S * 8/2006 Battista et al. D8/396
D532,003 S * 11/2006 Franck et al. D14/248

(75) Inventors: **Lars Pedersen**, Hellerup (DK); **Sune Pelle Borregaard**, Smorum (DK)

* cited by examiner

(73) Assignee: **Oticon A/S**, Smorum (DK)

Primary Examiner—Catherine R Oliver
(74) *Attorney, Agent, or Firm*—Birch, Stewart, Kolasch & Birch, LLP

(**) Term: **14 Years**

(21) Appl. No.: **29/287,556**

(57) **CLAIM**

(22) Filed: **Aug. 22, 2007**

The ornamental design for a pocket clip for portable communications device, as substantially shown and described.

(30) **Foreign Application Priority Data**

DESCRIPTION

Mar. 27, 2007 (EP) 000696448-0002

FIG. 1 is an elevated right, front perspective view of the pocket clip for portable communications device;

(51) **LOC (9) Cl.** **03-01**

(52) **U.S. Cl.** **D3/218**

(58) **Field of Classification Search** D3/218, D3/215, 224, 226, 228–229, 207–212; D14/248, D14/138, 147–148, 151; D19/56; D8/395–396; 224/247, 250, 252, 269, 908, 240–241, 576–577, 224/667, 678; D6/466; 24/3.11, 3.12, 3.13
See application file for complete search history.

FIG. 2 is an elevated right, front perspective view of the pocket clip for portable communications device, shown attached to a portable communications device (shown in broken lines);

FIG. 3 is a top view of the pocket clip for portable communications device;

FIG. 4 is a side view of the pocket clip for portable communications device; and,

FIG. 5 is a rear view of the pocket clip for portable communications device.

The broken lines in FIG. 2 are for illustrative purposes only and form no part of the claimed design

(56) **References Cited**

U.S. PATENT DOCUMENTS

D279,342 S * 6/1985 Crawford 224/247
D287,905 S * 1/1987 Oyamada D3/218
D354,677 S * 1/1995 Troyer D8/396
D520,739 S * 5/2006 Tsai et al. D3/218

1 Claim, 4 Drawing Sheets

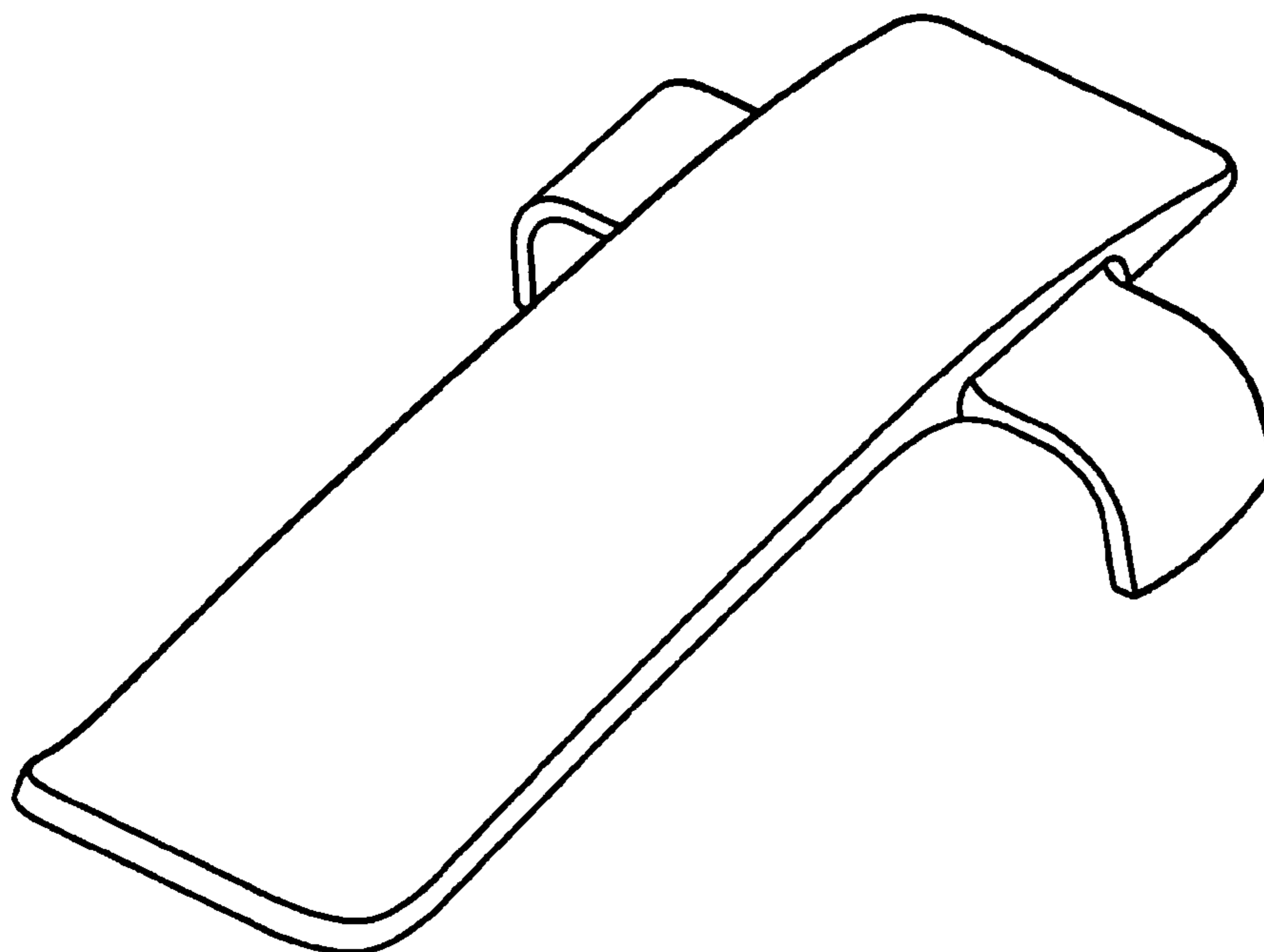


FIGURE 1

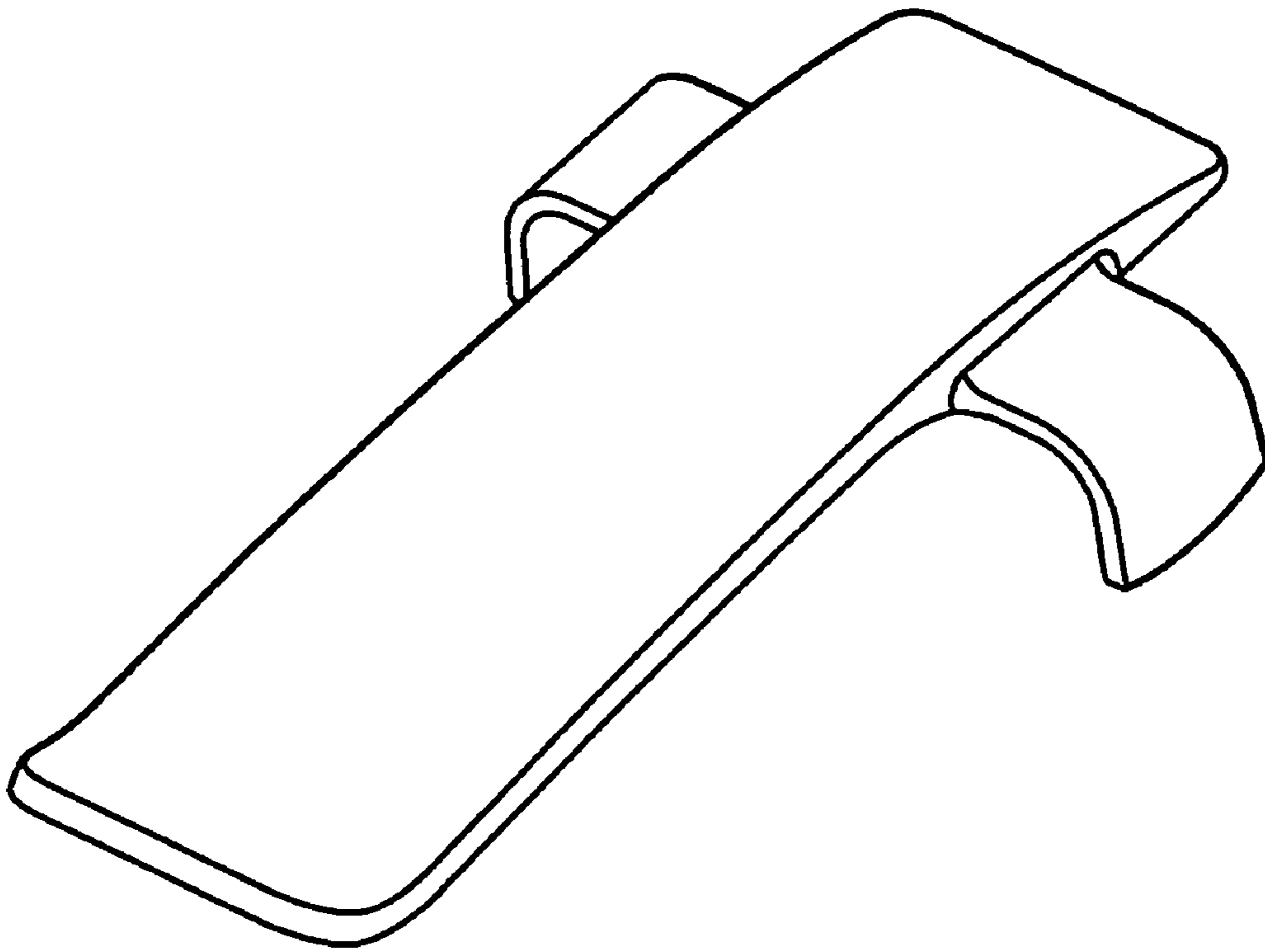


FIGURE 2

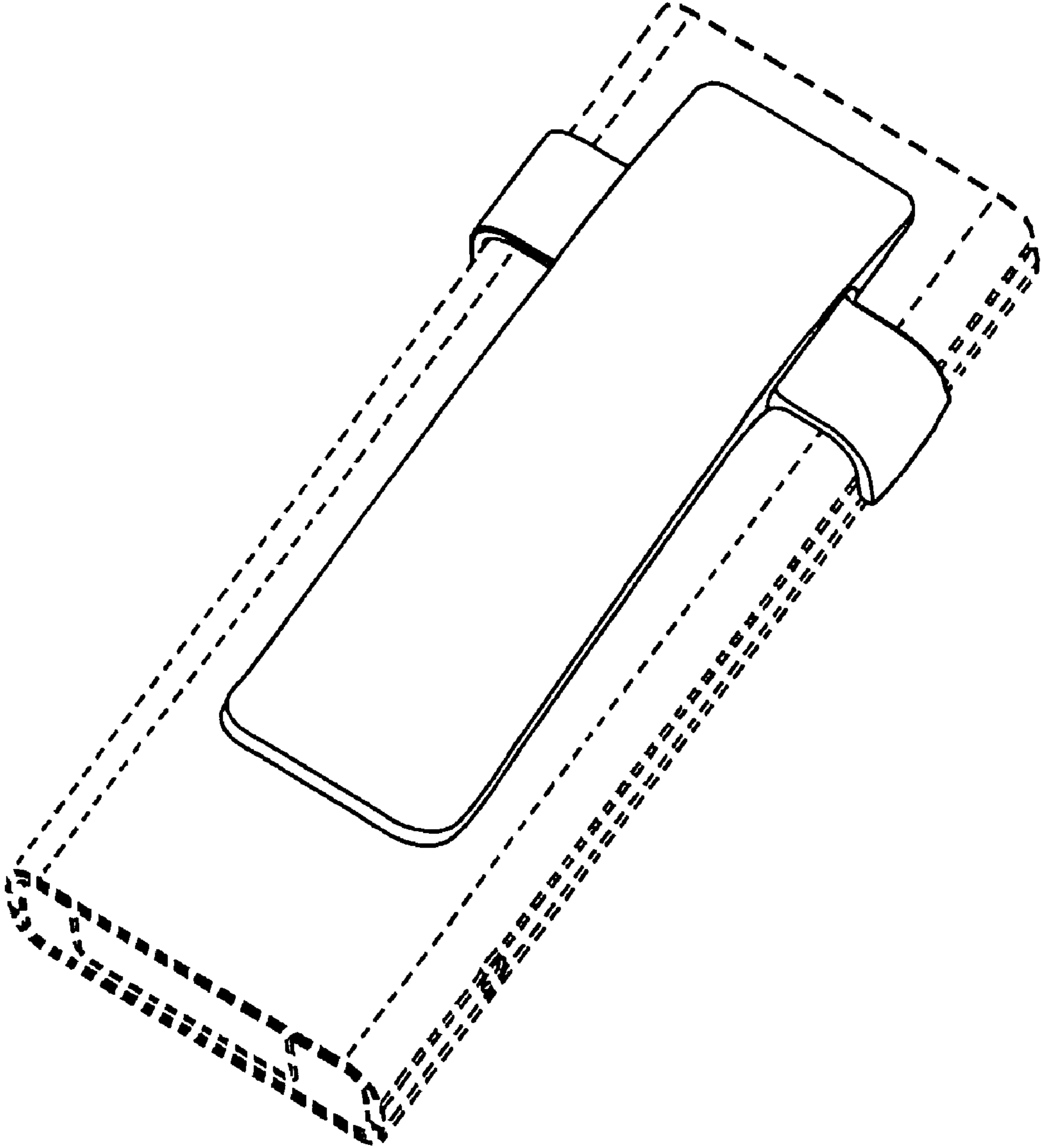


FIGURE 3

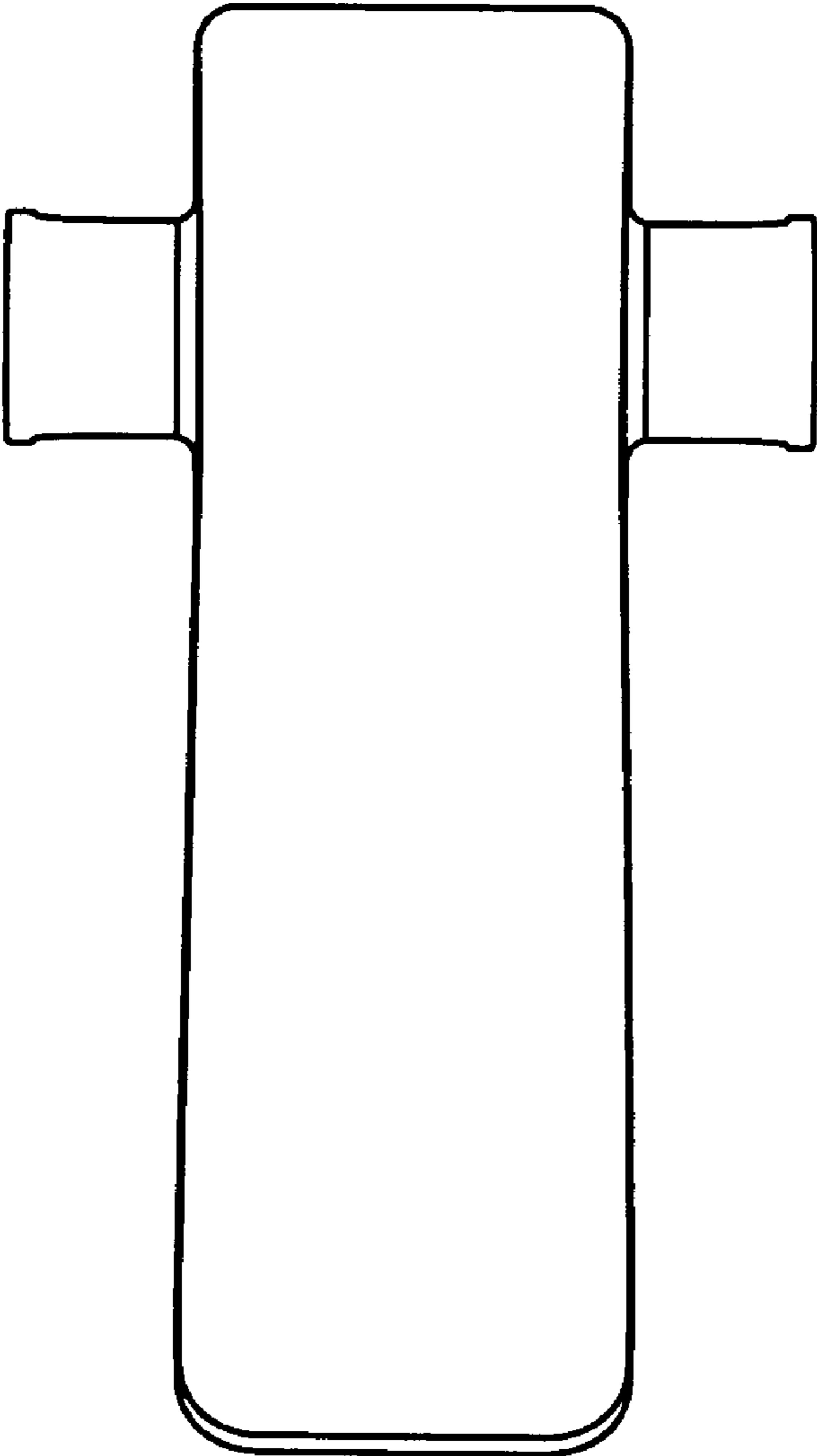


FIGURE 4

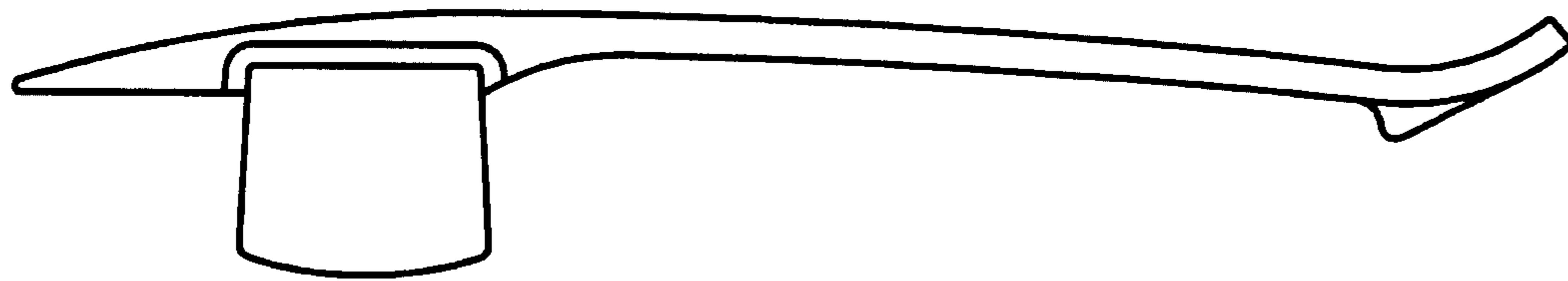


FIGURE 5

