



US00D619352S

(12) **United States Design Patent**
Antler

(10) **Patent No.:** **US D619,352 S**
(45) **Date of Patent:** **** Jul. 13, 2010**

(54) **CASE FOR INTERDENTAL BRUSHES**

(75) Inventor: **Steven M. Antler**, Darien, CT (US)

(73) Assignee: **Staino, LLC**, Long Eddy, NY (US)

(**) Term: **14 Years**

(21) Appl. No.: **29/311,929**

(22) Filed: **Jul. 31, 2009**

(51) **LOC (9) Cl.** **03-01**

(52) **U.S. Cl.** **D3/205; D3/295**

(58) **Field of Classification Search** D3/203.1,
D3/205-206, 273, 294-296; D6/632-634;
D27/189; D28/83; 206/215, 368

See application file for complete search history.

(56) **References Cited**

U.S. PATENT DOCUMENTS

D97,630	S	*	11/1935	Amick	D27/189
D117,706	S	*	11/1939	Toklas	D28/83
D138,373	S	*	7/1944	Crane	D27/189
D142,450	S	*	9/1945	Geddes	D27/189
D144,042	S		3/1946	Dougherty		
3,438,486	A		4/1969	Pinkas		
D305,947	S		2/1990	Chevassus		
D363,509	S	*	10/1995	Parekh et al.	D19/75
5,586,653	A		12/1996	Taveroff		
5,611,362	A		3/1997	Duncan et al.		
5,713,381	A		2/1998	Sloane		
D437,520	S	*	2/2001	Choi	D6/632
6,230,718	B1		5/2001	Tseng		
D463,944	S	*	10/2002	Wynalda et al.	D6/635
D477,143	S	*	7/2003	Nagata et al.	D3/294
6,715,603	B1		4/2004	Uribe		
7,044,671	B2		5/2006	Parikh et al.		
D562,049	S	*	2/2008	Abolfazlian	D6/632

D567,564	S	*	4/2008	Sankey et al.	D6/632
7,424,952	B2		9/2008	Antler		
D586,602	S	*	2/2009	Sankey et al.	D6/632
2003/0168075	A1		9/2003	Schwartz		
2006/0254609	A1		11/2006	Kuo		
2008/0142385	A1		6/2008	Stein et al.		

* cited by examiner

Primary Examiner—Philip S Hyder

Assistant Examiner—Roselynn Cody

(74) *Attorney, Agent, or Firm*—Shlesinger, Arkwright & Garvey LLP

(57) **CLAIM**

The ornamental design for a case for interdental brushes, as shown and described.

DESCRIPTION

FIG. 1 is a top perspective view of a case for interdental brushes, shown in the closed position;

FIG. 2 is a top view of FIG. 1;

FIG. 3 is a rear edge view of FIG. 1;

FIG. 4 is a left edge view of FIG. 1;

FIG. 5 is a bottom view of FIG. 1;

FIG. 6 is a front edge view of FIG. 1;

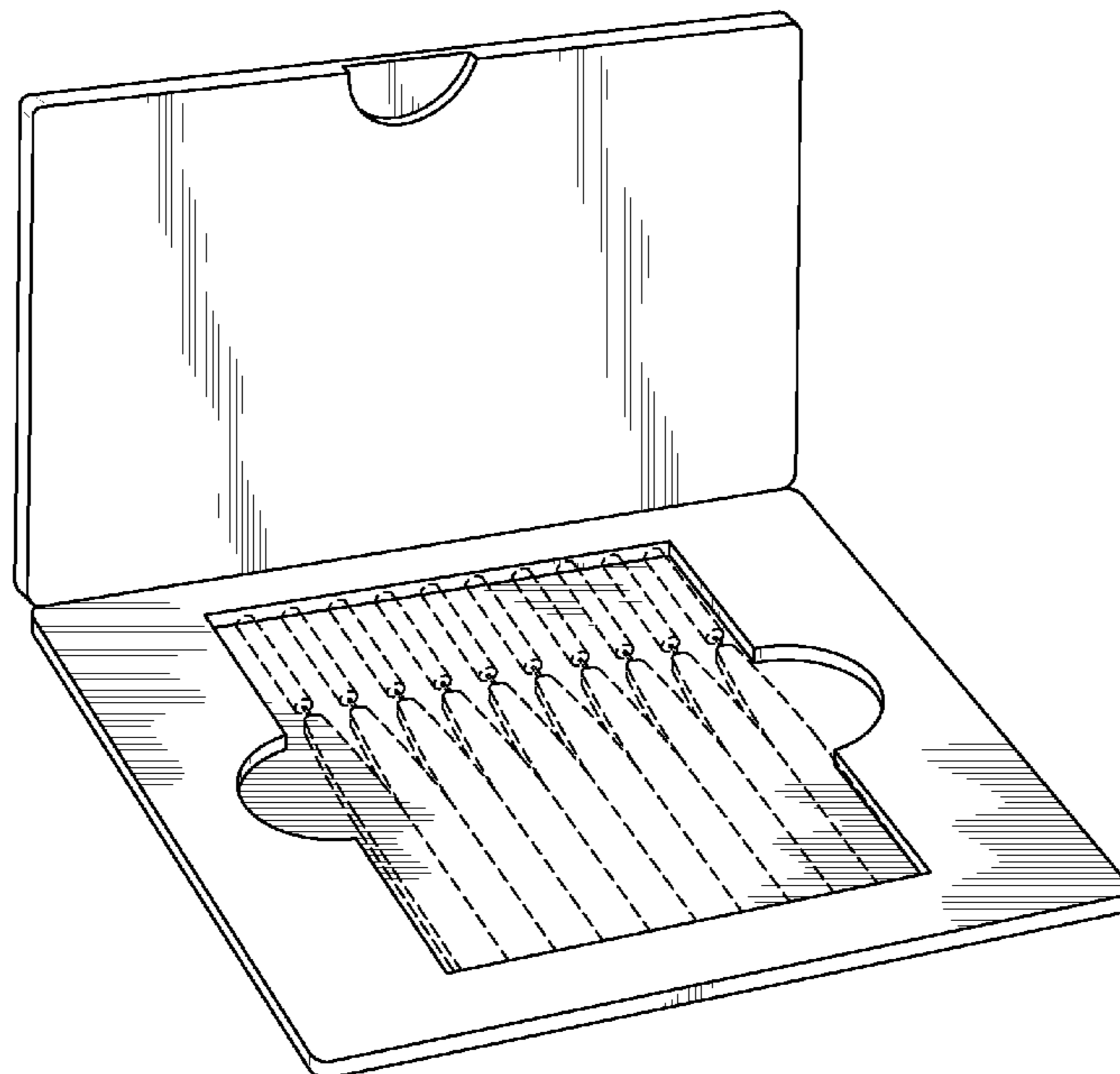
FIG. 7 is a perspective view of FIG. 1 in the open position; and,

FIG. 8 is top view of FIG. 7, showing the cover portion perpendicular to the base portion.

The right edge view of FIG. 1 is a mirror image of FIG. 4.

The interdental brushes shown in phantom lines do not form a part of the claimed design.

1 Claim, 3 Drawing Sheets



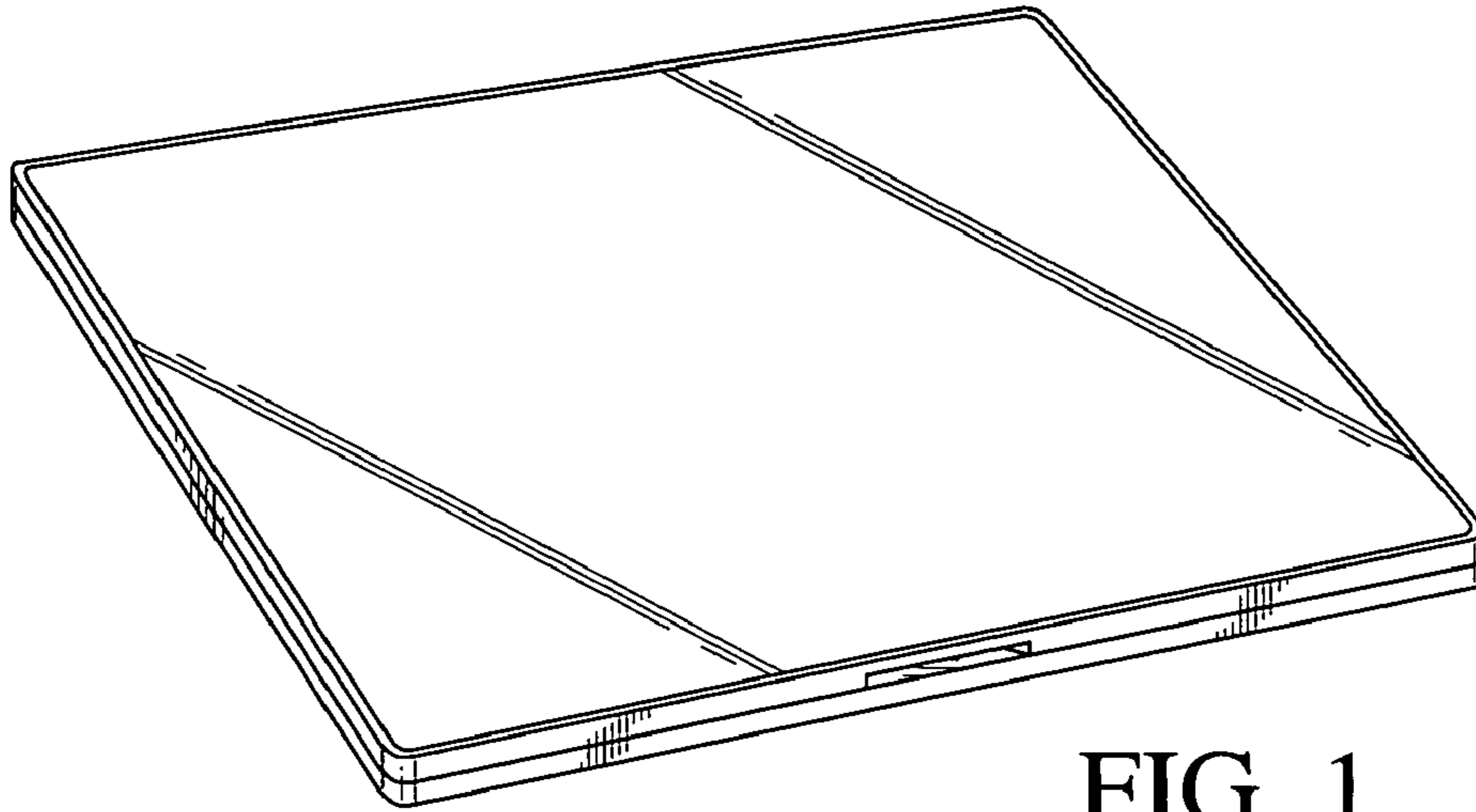


FIG. 1




FIG. 2




FIG. 3




FIG. 4

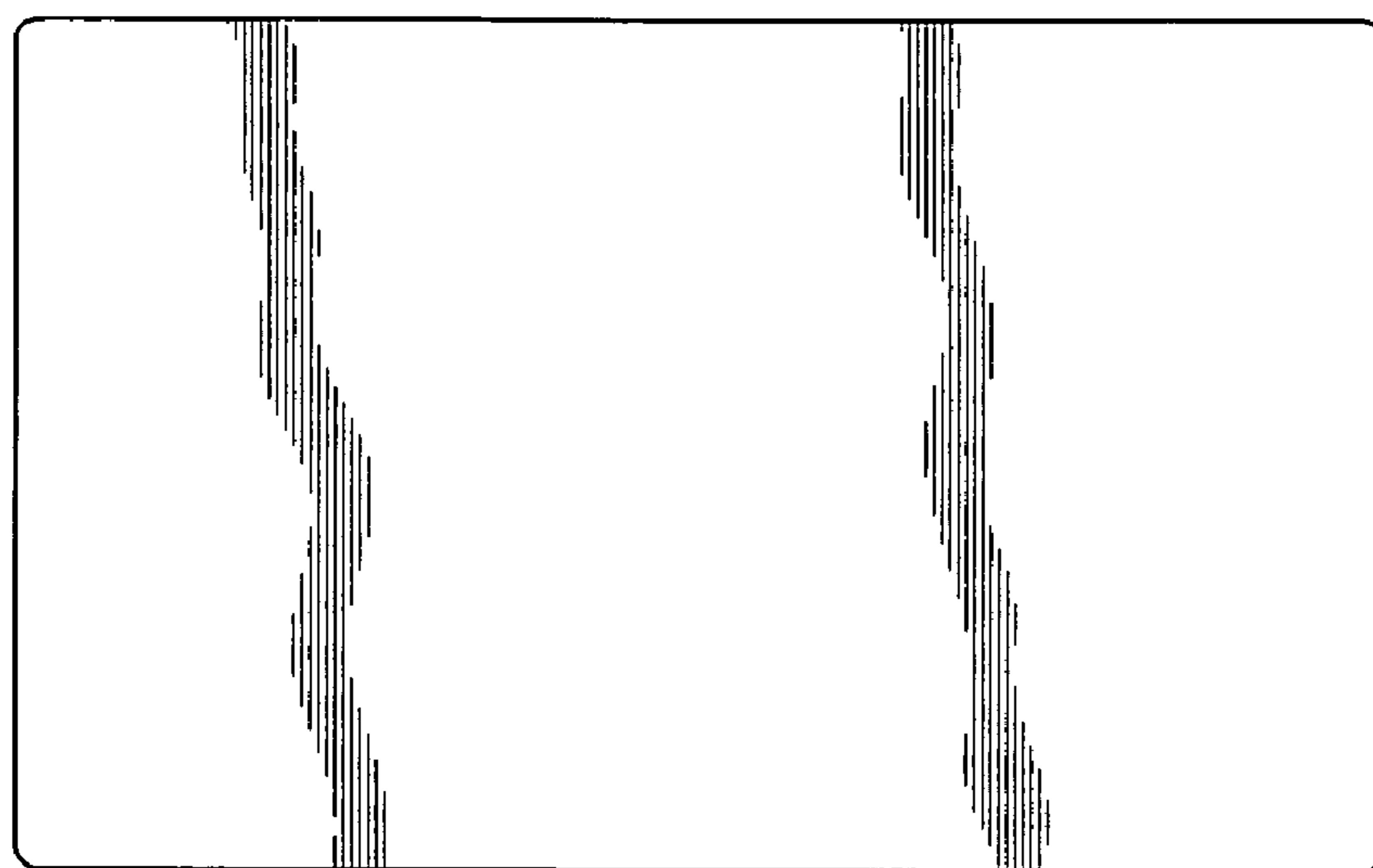


FIG. 5

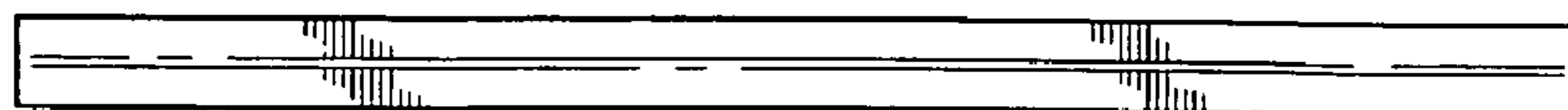


FIG. 6

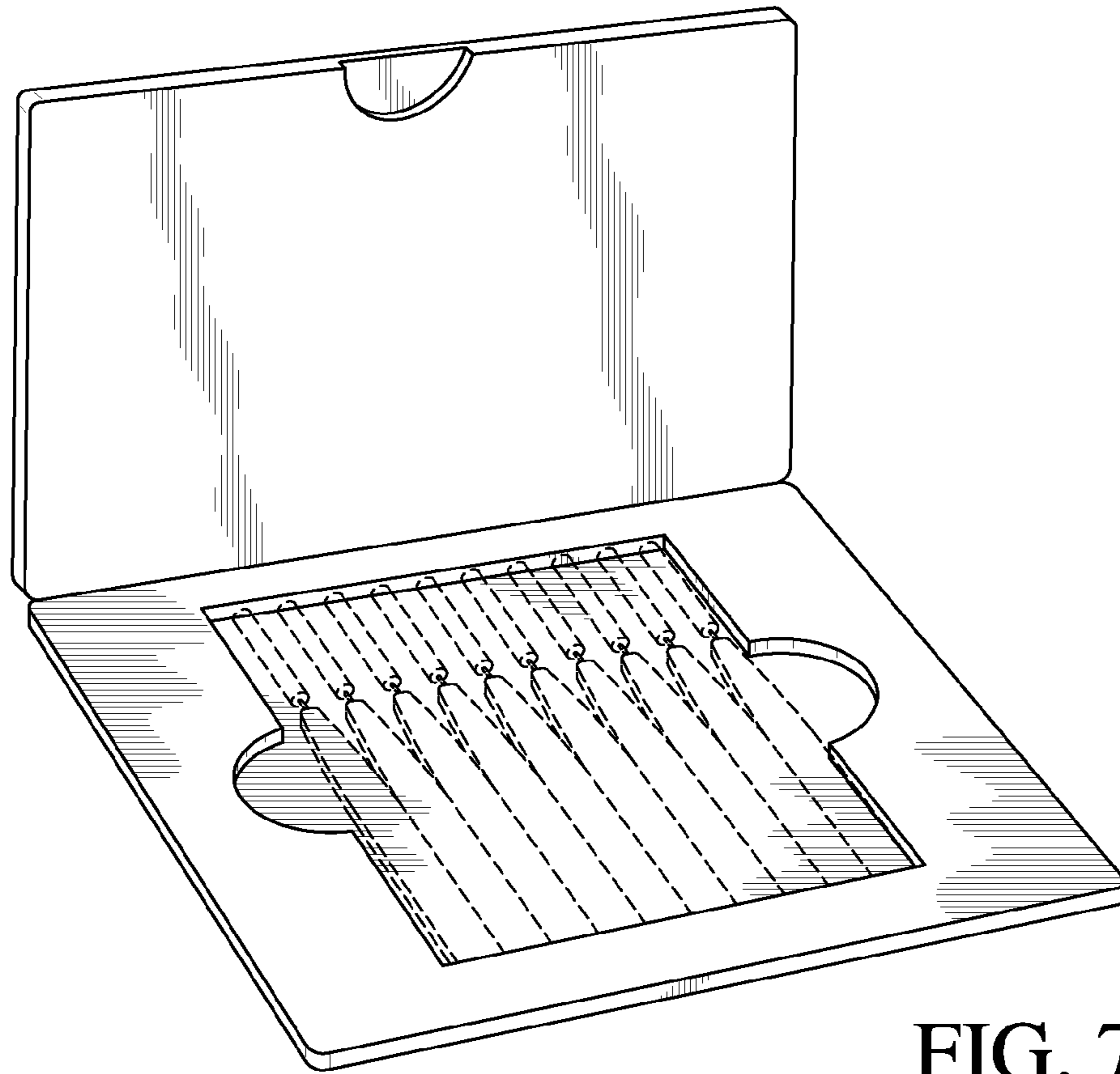


FIG. 7

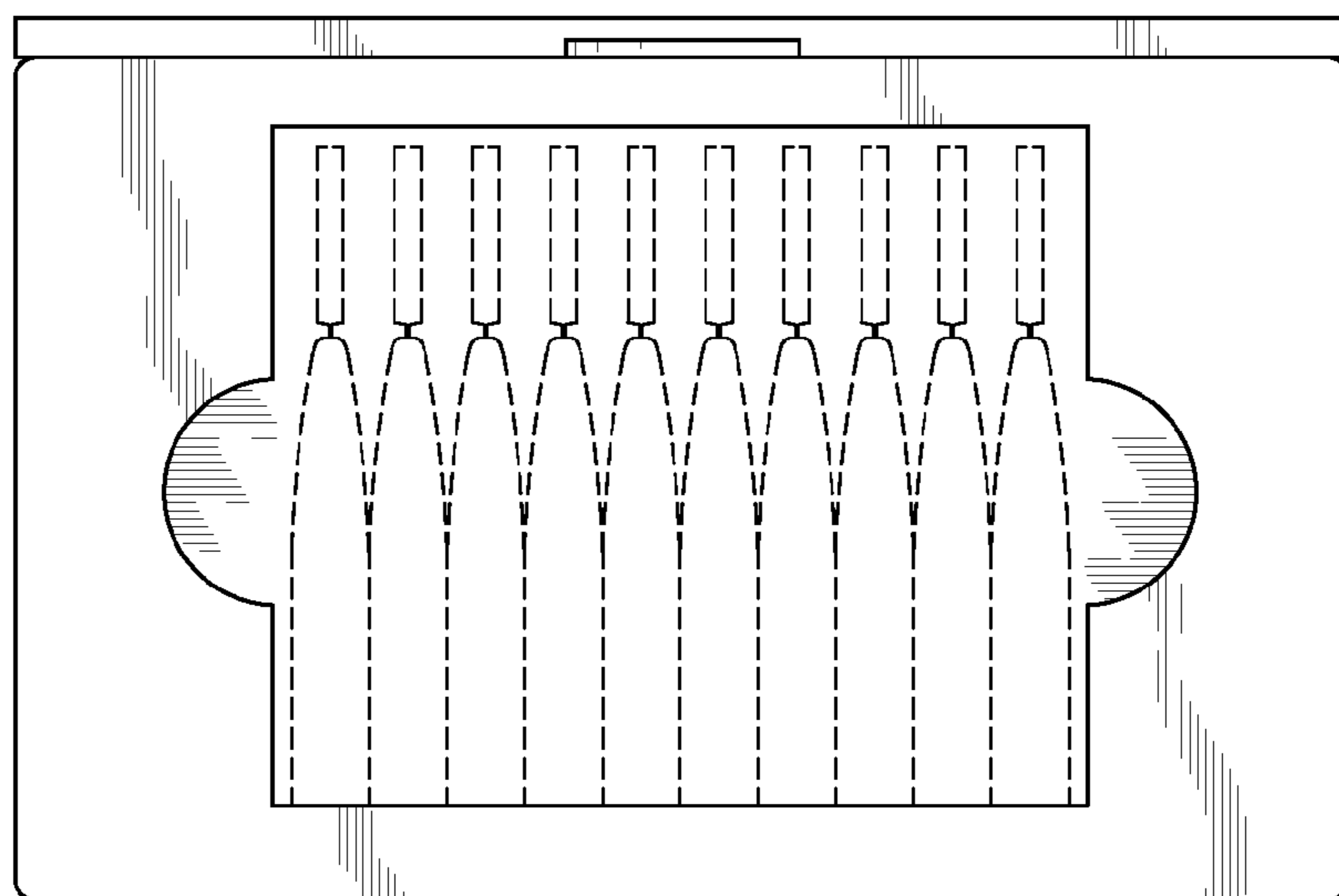


FIG. 8