



US00D619348S

(12) **United States Design Patent**  
**Schwartz et al.**

(10) **Patent No.:** **US D619,348 S**  
(45) **Date of Patent:** **\*\* Jul. 13, 2010**

(54) **ATHLETIC SHOE WITH HEEL STRAP**

(75) Inventors: **Evan L Schwartz**, Teaneck, NJ (US);  
**Ruk Peterson**, Teaneck, NJ (US)

(73) Assignee: **Aetrex Worldwide, Inc.**, Teaneck, NJ (US)

(\*\*) Term: **14 Years**

(21) Appl. No.: **29/352,059**

(22) Filed: **Dec. 15, 2009**

(51) **LOC (9) Cl.** ..... **02-99**

(52) **U.S. Cl.** ..... **D2/973; D2/946; D2/972**

(58) **Field of Classification Search** ..... D2/896,  
D2/902, 906-908, 943, 944, 969, 972-974;  
36/45-49, 50.1, 77 M, 77 R, 83, 88, 92, 97,  
36/105, 113, 114, 126-131

See application file for complete search history.

(56) **References Cited**

**U.S. PATENT DOCUMENTS**

3,190,015	A *	6/1965	Fridrich et al.	.....	36/105
4,178,703	A *	12/1979	Pols	.....	36/105
D322,879	S *	1/1992	Hatfield	.....	D2/972
D346,061	S *	4/1994	Teague	.....	D2/969
D386,895	S *	12/1997	Hatfield	.....	D2/972
D392,453	S *	3/1998	Bathum	.....	D2/969
D441,181	S *	5/2001	Morgan	.....	D2/972
6,295,743	B1 *	10/2001	Brooks	.....	36/105

D451,268	S *	12/2001	Laberge et al.	.....	D2/972
D479,391	S *	9/2003	Hillyer	.....	D2/972
D487,623	S *	3/2004	Matis	.....	D2/969
D535,812	S *	1/2007	Matis et al.	.....	D2/969
D575,502	S *	8/2008	St-Louis	.....	D2/972

\* cited by examiner

*Primary Examiner*—Dominic Simone

(74) *Attorney, Agent, or Firm*—Lowenstein Sandler PC

(57) **CLAIM**

The ornamental design for an athletic shoe with heel strap, as shown and described.

**DESCRIPTION**

FIG. 1 is a left-side view of the athletic shoe with heel strap according to our new design, with the heel strap engaged;

FIG. 2 is perspective view thereof;

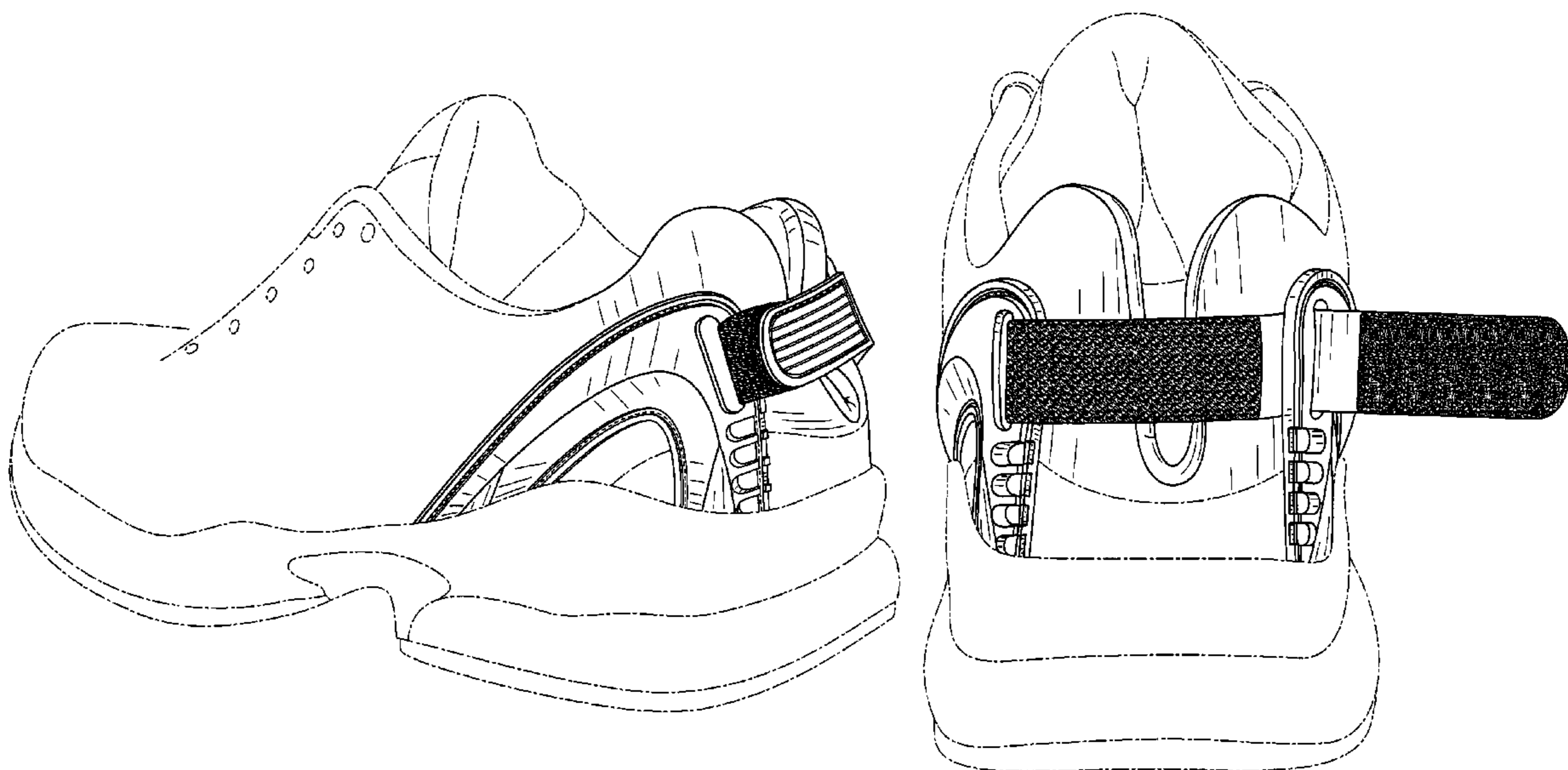
FIG. 3 is a right-side view thereof, with the heel strap disengaged;

FIG. 4 is a perspective view thereof, with the heel strap disengaged; and,

FIG. 5 is a right-side view thereof, with the heel strap engaged.

The broken lines shown herein are only for illustrative purposes of the environment and form no part of the claimed invention.

**1 Claim, 5 Drawing Sheets**



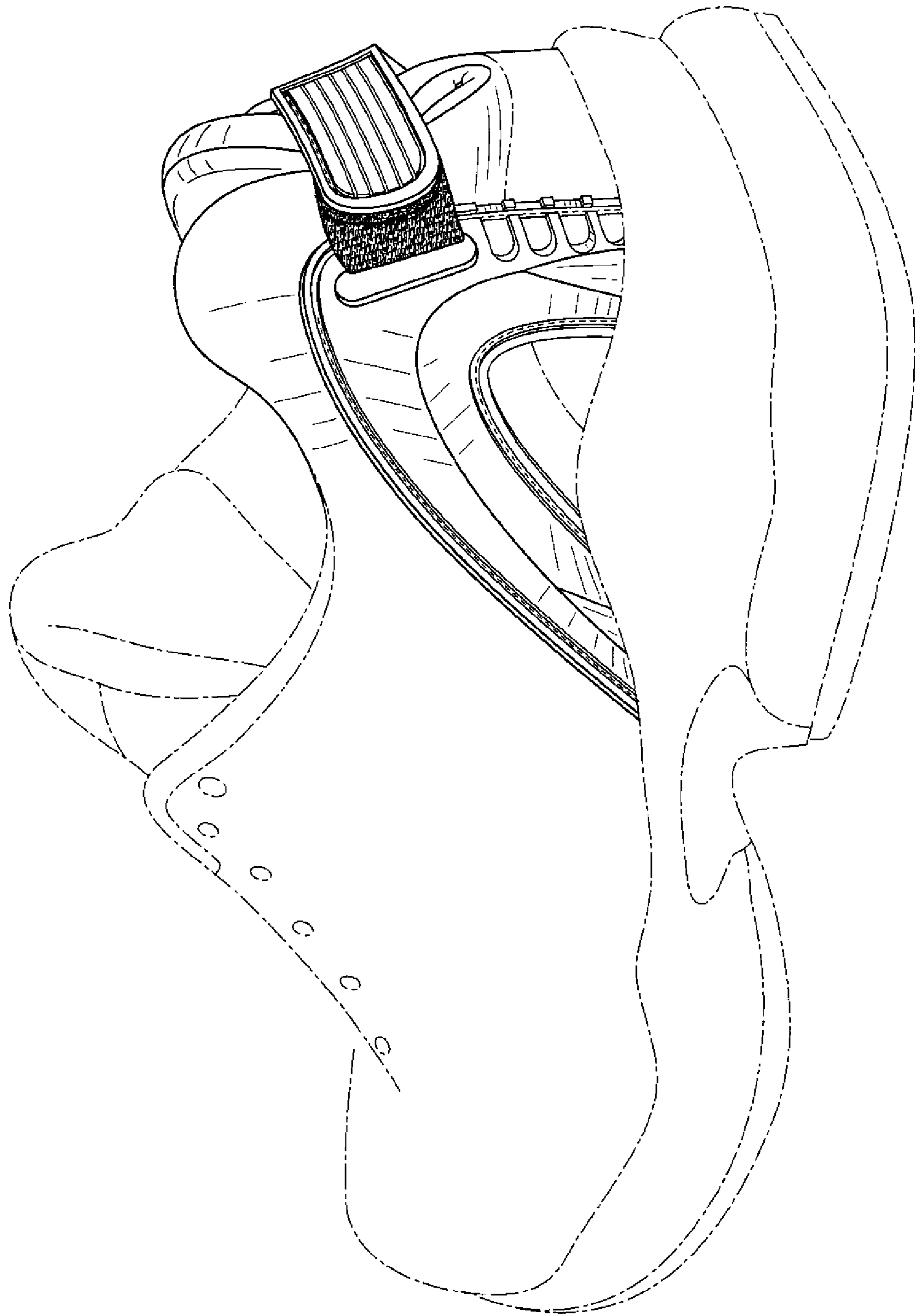


FIG. 1

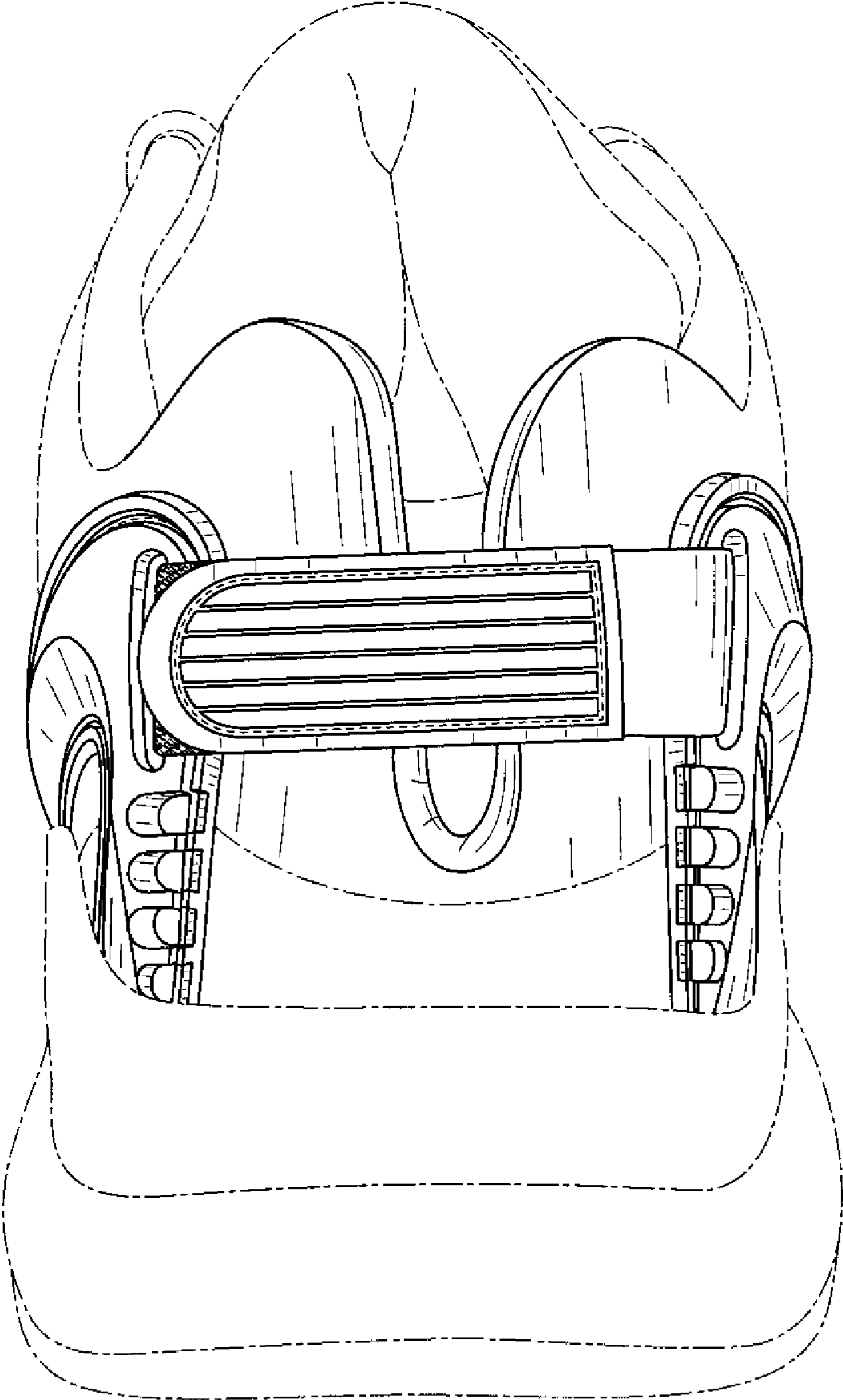


FIG. 2

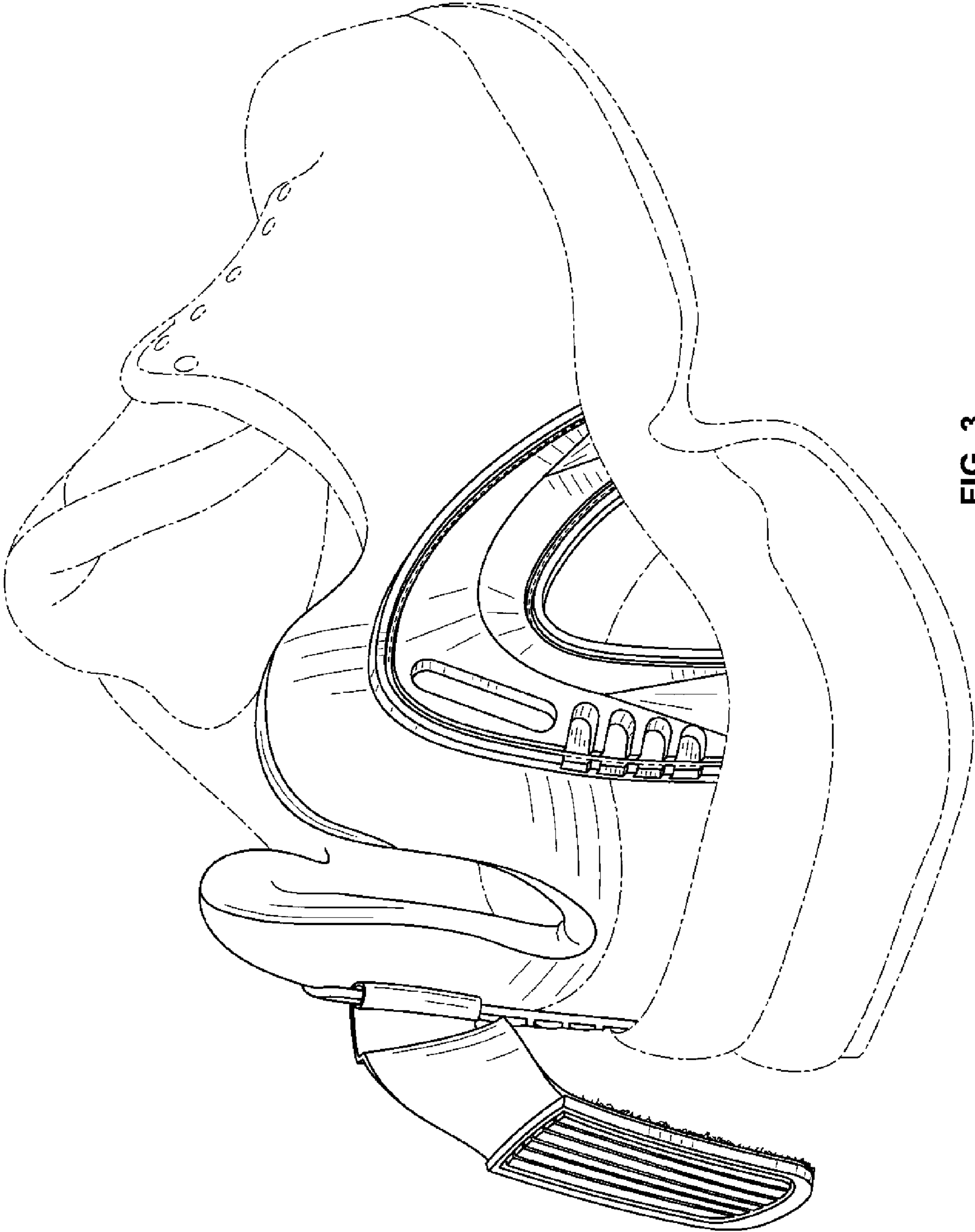


FIG. 3



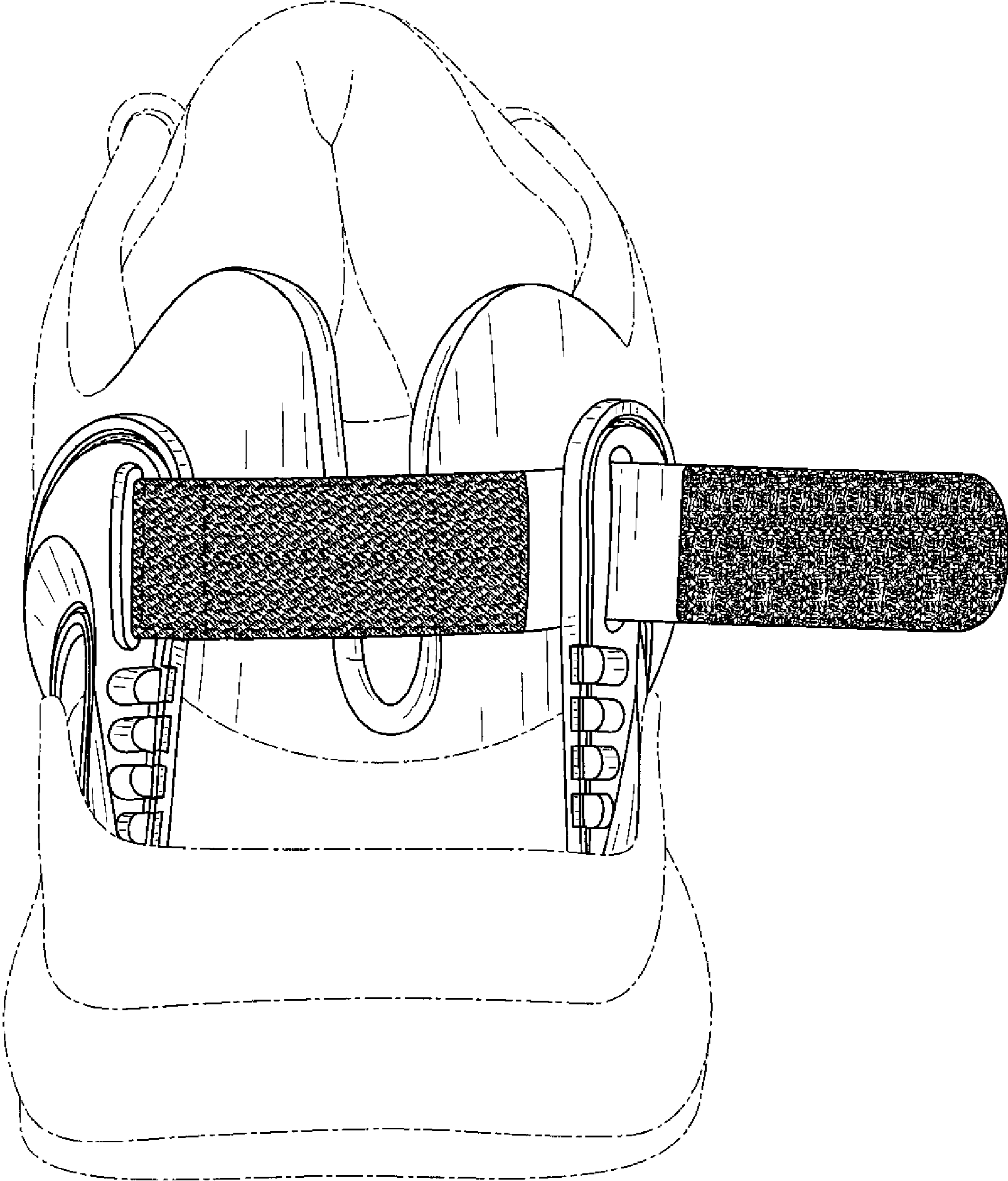


FIG. 4

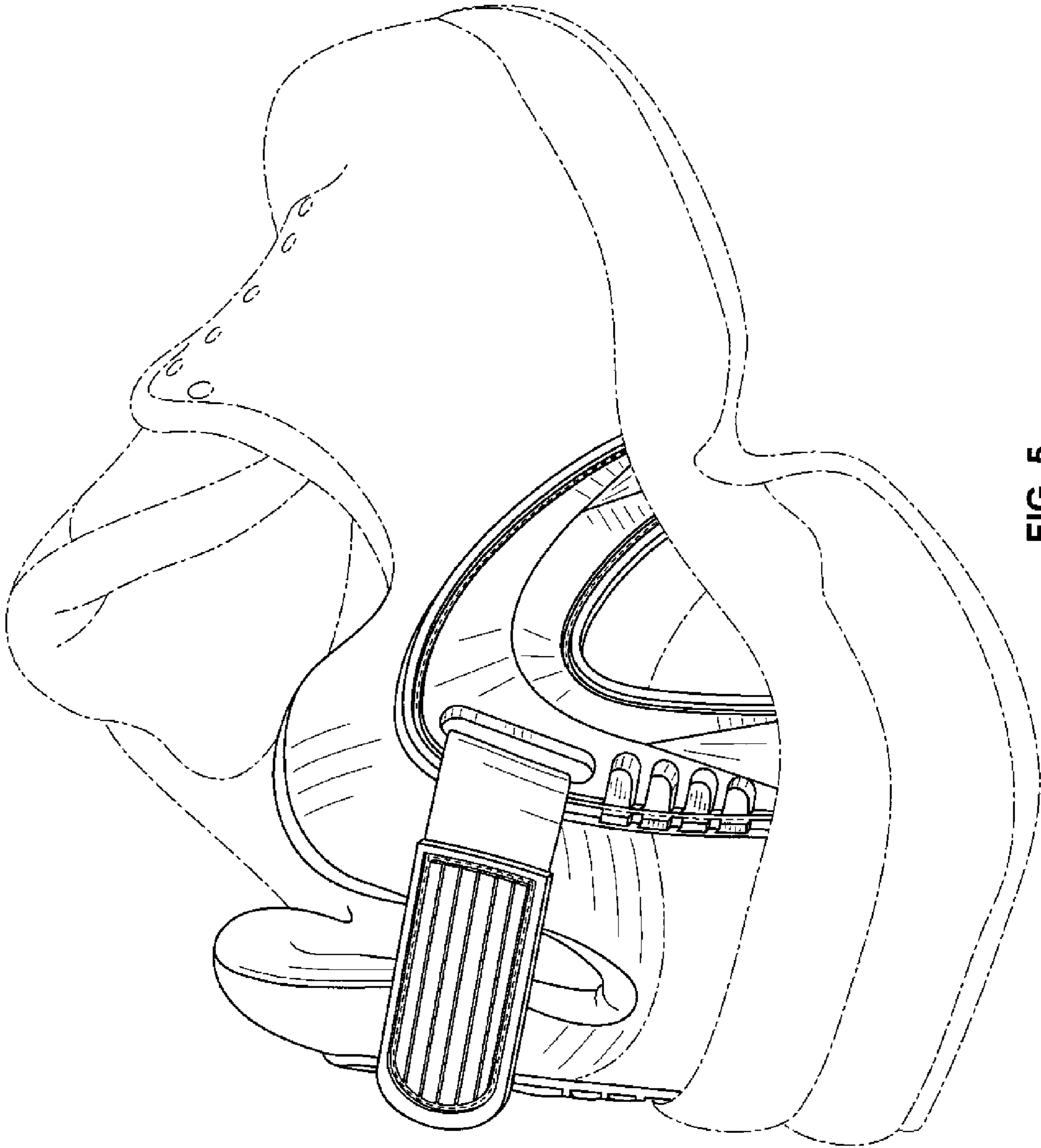


FIG. 5