



US00D619346S

(12) **United States Design Patent**
Moon

(10) **Patent No.:** **US D619,346 S**
(45) **Date of Patent:** **** Jul. 13, 2010**

(54) **SLIP RESISTANT SOLE**

(76) Inventor: **Ku Do Moon**, 636-1, Jungkok-dong,
Kwangjin-gu, Seoul (KR) 143-912

(**) Term: **14 Years**

(21) Appl. No.: **29/352,339**

(22) Filed: **Dec. 18, 2009**

(30) **Foreign Application Priority Data**

Aug. 28, 2009 (KR) 30-2009-0038264

(51) **LOC (9) Cl.** **02-04**

(52) **U.S. Cl.** **D2/957; D2/951**

(58) **Field of Classification Search** D2/947,
D2/951, 952, 953, 957, 959, 960; D25/153,
D25/156; 36/3 B, 22 R, 24.5, 25 R, 67 A,
36/59 C, 103

See application file for complete search history.

(56) **References Cited**

U.S. PATENT DOCUMENTS

- D16,018 S * 4/1885 Elliott D2/959
- 1,564,060 A * 12/1925 Grosjean 36/59 B
- D117,831 S * 11/1939 Johnson D2/959
- D119,290 S * 3/1940 Watanabe D2/958
- 2,273,697 A * 2/1942 Ellis 12/142 D
- 2,627,676 A * 2/1953 Hack 36/29
- D203,577 S * 2/1966 Weinberg D2/957
- D215,588 S * 10/1969 Hooton D5/1
- D221,685 S * 8/1971 Baugh et al. D25/153
- D231,218 S * 4/1974 Box D25/156
- D248,779 S * 8/1978 Demetrovics D25/151
- D288,621 S * 3/1987 Surpuriya et al. D2/961
- D320,884 S * 10/1991 Brue D2/957
- D341,707 S * 11/1993 Blissett D2/957
- D341,708 S * 11/1993 Blissett D2/957
- D348,317 S * 6/1994 Thomas et al. D25/139
- D460,608 S * 7/2002 Laberge et al. D2/957
- D486,251 S * 2/2004 Jaeger D25/152
- D528,270 S * 9/2006 Keen D2/916
- D529,627 S * 10/2006 Yu D25/103
- D529,693 S * 10/2006 Le D2/957

- D530,026 S * 10/2006 Yu D25/103
- D531,738 S * 11/2006 Folliard D25/163
- D542,017 S * 5/2007 Cockrell D2/959
- D548,936 S * 8/2007 McClaskie D2/957
- D549,940 S * 9/2007 Regosin et al. D2/957
- D552,759 S * 10/2007 Murdock D25/121
- D560,884 S * 2/2008 McClaskie D2/953
- D561,439 S * 2/2008 Schoenborn et al. D2/957
- D576,384 S * 9/2008 Weber D2/902
- D581,553 S * 11/2008 Cooper D25/163
- D581,641 S * 12/2008 Bethke, Jr. D2/957
- D589,692 S * 4/2009 McClaskie D2/957
- D595,036 S * 6/2009 Link D2/957
- D596,833 S * 7/2009 Dominquez et al. D2/917
- D603,640 S * 11/2009 Thrush D6/582
- D604,082 S * 11/2009 Thrush D6/582
- D604,083 S * 11/2009 Thrush D6/582
- 2002/0078598 A1 * 6/2002 Bell 36/59 R
- 2004/0016146 A1 * 1/2004 Oman et al. 36/29
- 2007/0283595 A1 * 12/2007 Bright 36/25 R
- 2008/0110056 A1 * 5/2008 Mann et al. 36/105
- 2009/0307932 A1 * 12/2009 Kirby et al. 36/134

* cited by examiner

Primary Examiner—Celia A Murphy

(74) *Attorney, Agent, or Firm*—Workman Nydegger

(57) **CLAIM**

The ornamental design for a slip resistant sole, as shown and described.

DESCRIPTION

FIG. 1 is a perspective view of a slip resistant sole showing my new design;

FIG. 2 is a front elevational view thereof;

FIG. 3 is a left side elevational view thereof;

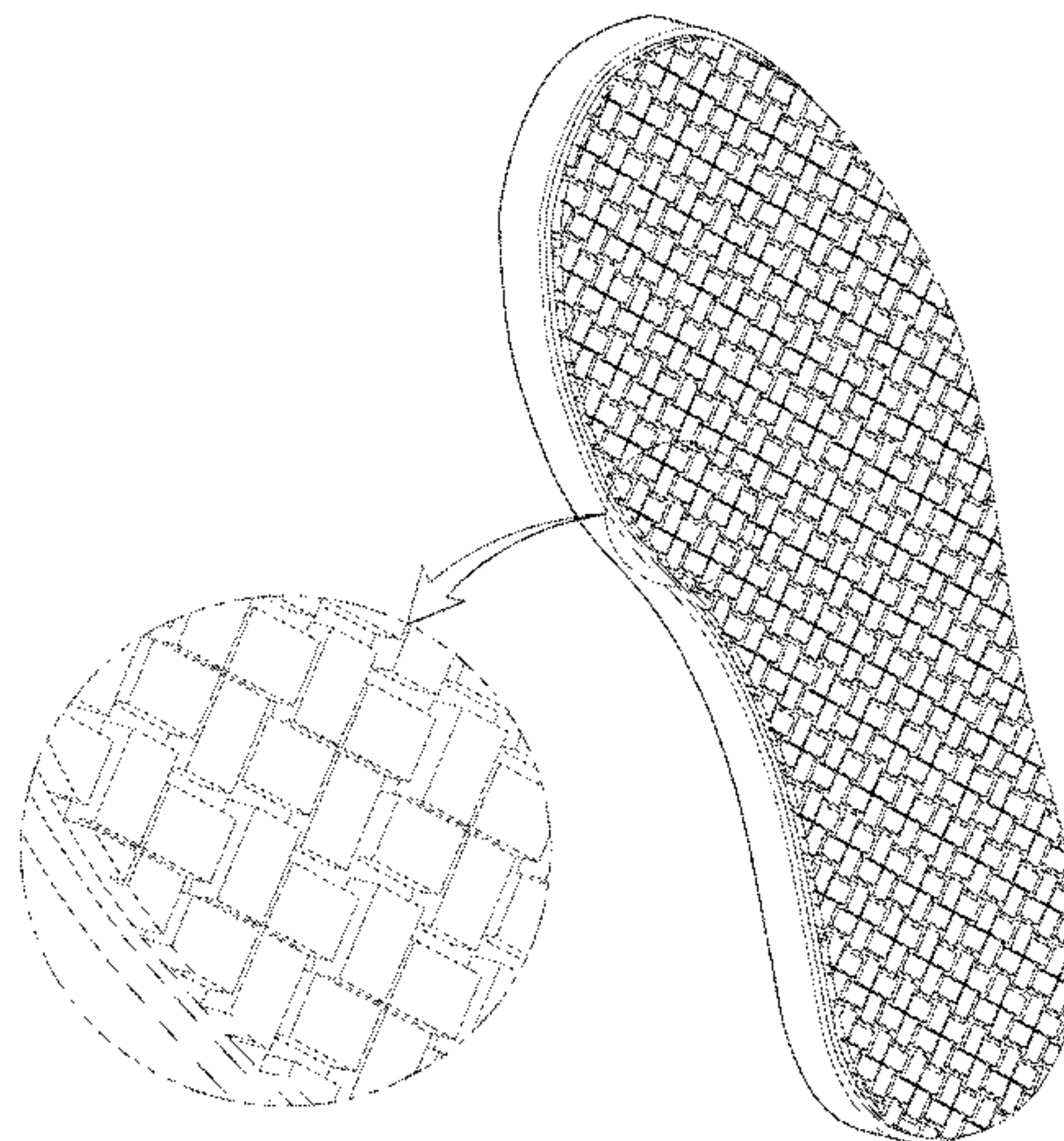
FIG. 4 is a right side elevational view thereof;

FIG. 5 is a top plan view thereof;

FIG. 6 is a bottom plan view thereof; and,

FIG. 7 is a perspective view of FIG. 1 with a portion enlarged to show detail.

1 Claim, 6 Drawing Sheets



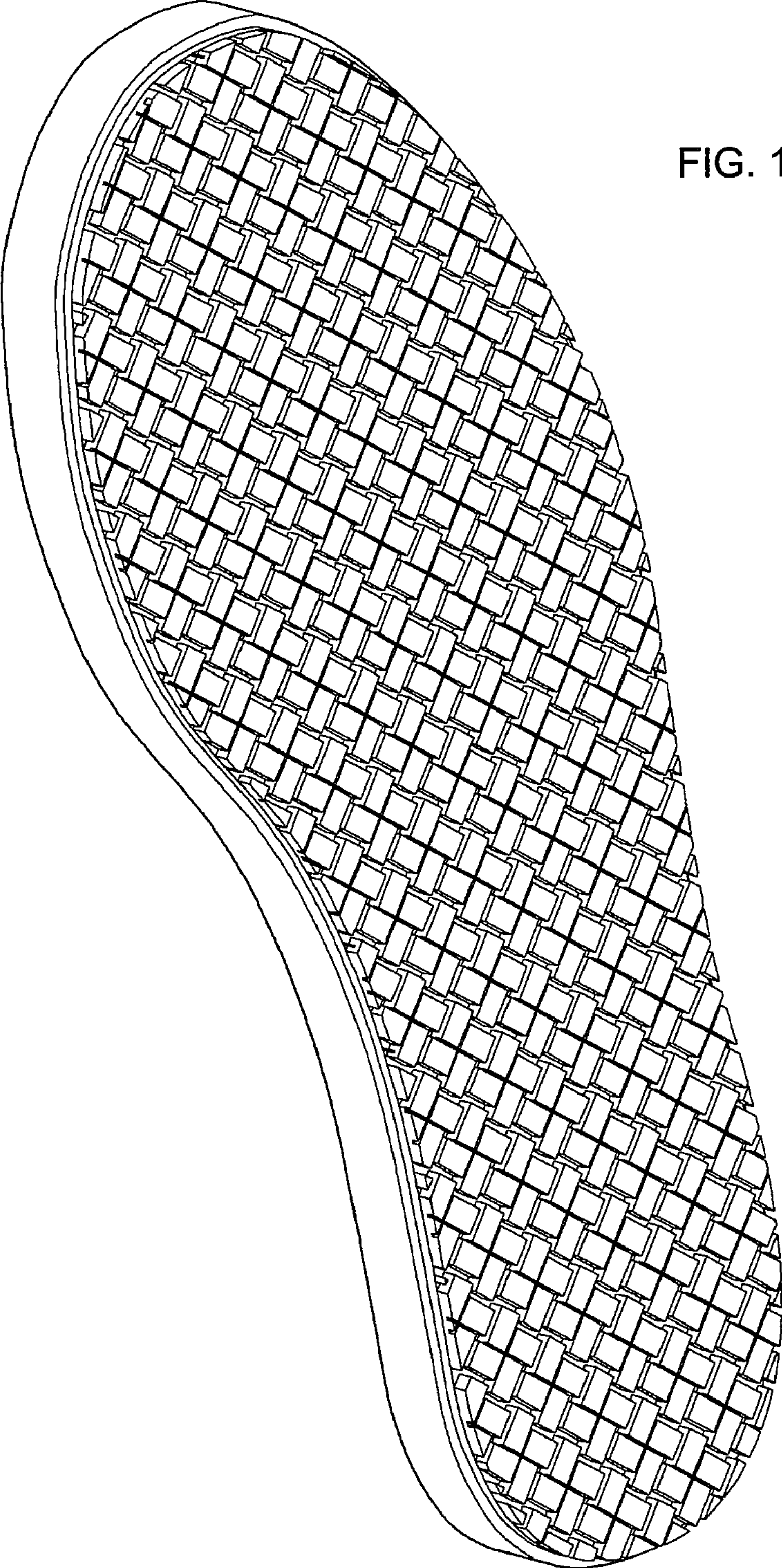


FIG. 1

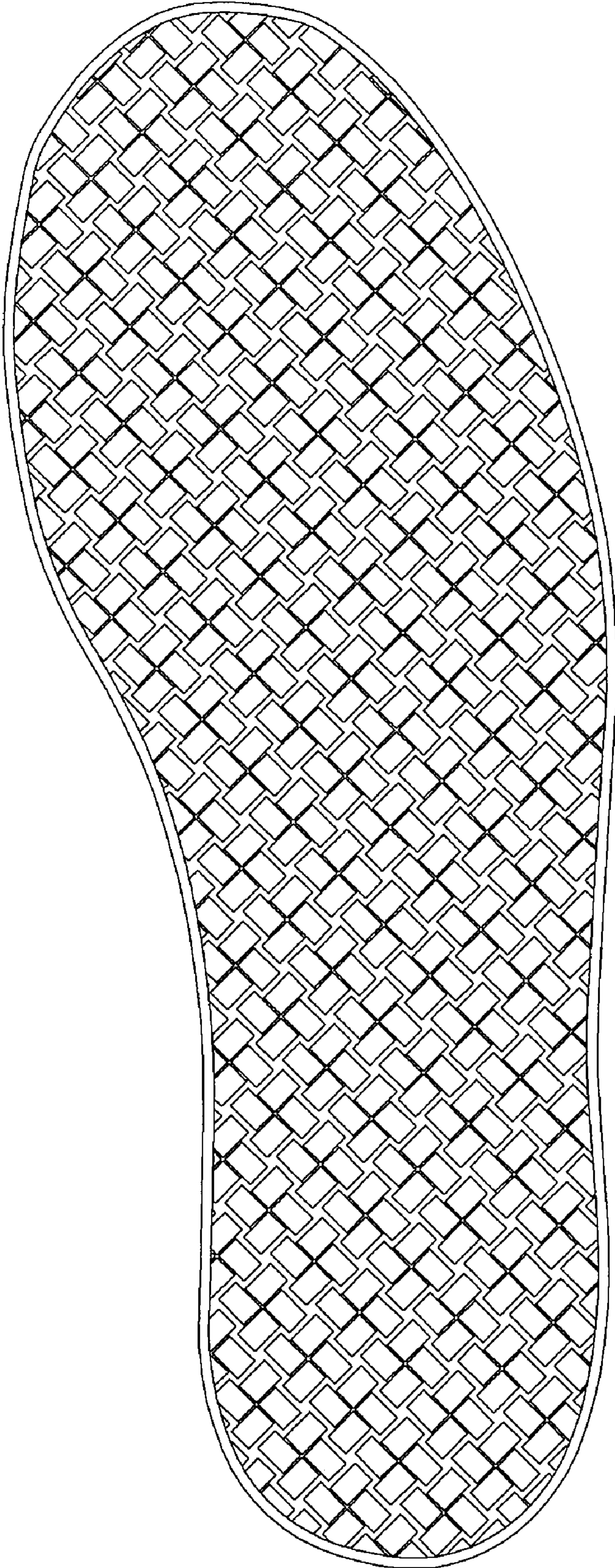


FIG. 2

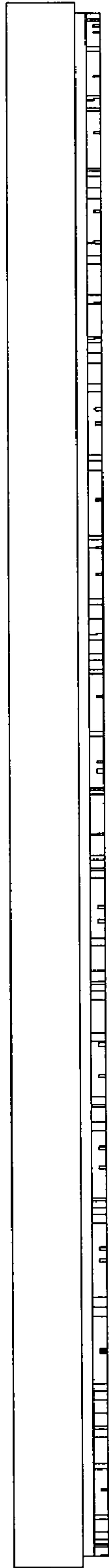


FIG. 3

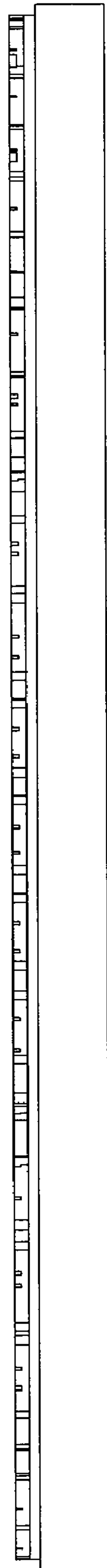


FIG. 4

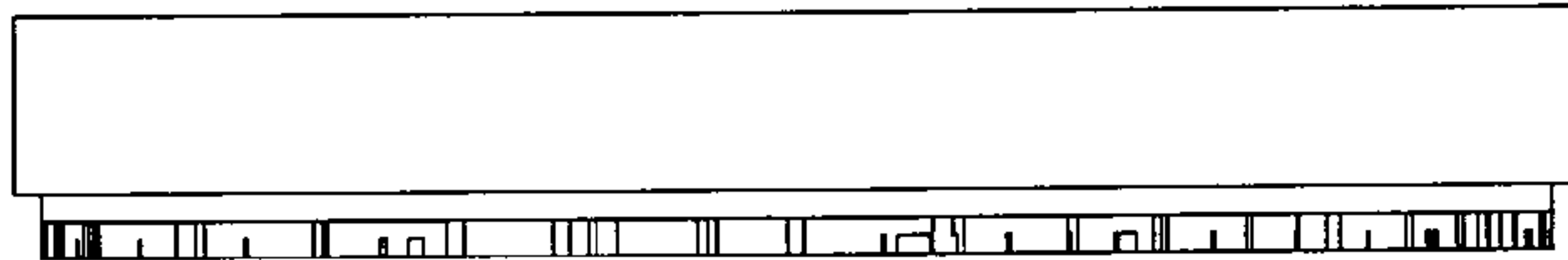


FIG. 5

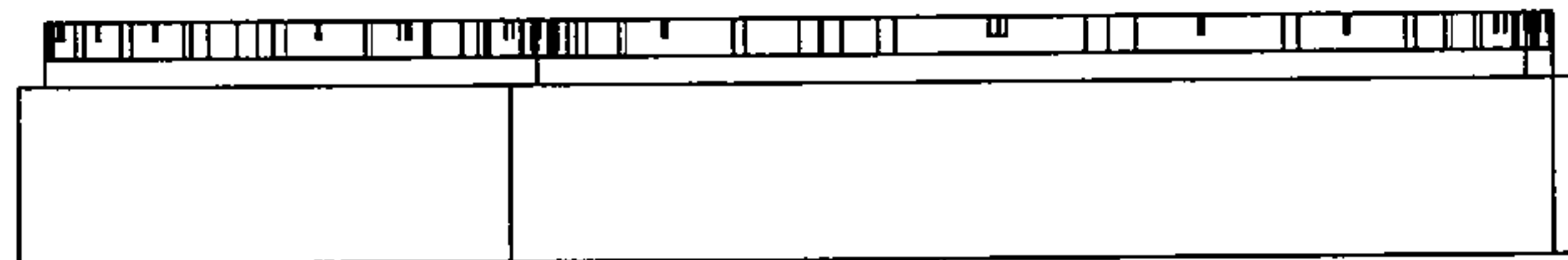


FIG. 6

FIG. 7

