



US00D619344S

(12) **United States Design Patent**  
**Favreau et al.**

(10) **Patent No.:** **US D619,344 S**  
(45) **Date of Patent:** **\*\* Jul. 13, 2010**

(54) **SOLE FOR FOOTWEAR**

(75) Inventors: **Christopher D. Favreau**, Southbridge, MA (US); **Linda B. McGinley**, North Brookfield, MA (US); **Zenon Smotrycz**, Reading, MA (US)

(73) Assignee: **Vibram S.p.A.** (IT)

(\*\*) Term: **14 Years**

(21) Appl. No.: **29/344,341**

(22) Filed: **Sep. 28, 2009**

(51) **LOC (9) Cl.** ..... **02-04**

(52) **U.S. Cl.** ..... **D2/957; D2/951; D2/952**

(58) **Field of Classification Search** ..... D2/947, D2/951, 952, 953, 957, 959, 960; 36/3 B, 36/22 R, 24.5, 25 R, 67 A, 59 C, 103  
See application file for complete search history.

(56) **References Cited**

**U.S. PATENT DOCUMENTS**

D146,504 S *	3/1947	Kavenagh	.....	D2/959
D386,892 S *	12/1997	Jenkins	.....	D2/957
D390,349 S *	2/1998	Murai et al.	.....	D2/959
D394,541 S *	5/1998	Burgess	.....	D2/954
D399,341 S *	10/1998	Munns	.....	D2/951
D429,874 S *	8/2000	Gumbert	.....	D2/952
6,295,742 B1 *	10/2001	Bathum	.....	36/59 R
D465,079 S *	11/2002	Merceron	.....	D2/954
D509,649 S *	9/2005	McClaskie	.....	D2/957
D513,842 S *	1/2006	Paytavi	.....	D2/957
D560,883 S *	2/2008	McClaskie et al.	.....	D2/952
D572,446 S *	7/2008	Schoenborn et al.	.....	D2/953

D593,292 S *	6/2009	McClaskie	.....	D2/957
D594,190 S *	6/2009	Andersen et al.	.....	D2/952
D595,036 S *	6/2009	Link	.....	D2/957
D596,384 S *	7/2009	Andersen et al.	.....	D2/951
D596,833 S *	7/2009	Dominquez et al.	.....	D2/917
D601,333 S *	10/2009	McClaskie	.....	D2/952
D604,933 S *	12/2009	Anderson	.....	D2/960
D605,836 S *	12/2009	Foust	.....	D2/951
D605,837 S *	12/2009	Andersen et al.	.....	D2/952
D606,733 S *	12/2009	McClaskie	.....	D2/952
D607,190 S *	1/2010	McClaskie	.....	D2/952

\* cited by examiner

*Primary Examiner*—Celia A Murphy

(74) *Attorney, Agent, or Firm*—Cantor Colburn LLP

(57) **CLAIM**

We claim, the ornamental design for a sole for footwear, as shown and described.

**DESCRIPTION**

FIG. 1 is a bottom perspective view of a sole for footwear, showing our new design;

FIG. 2 is a bottom plan view thereof;

FIG. 3 is a left side view thereof;

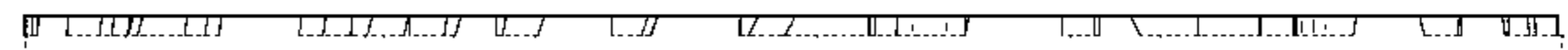
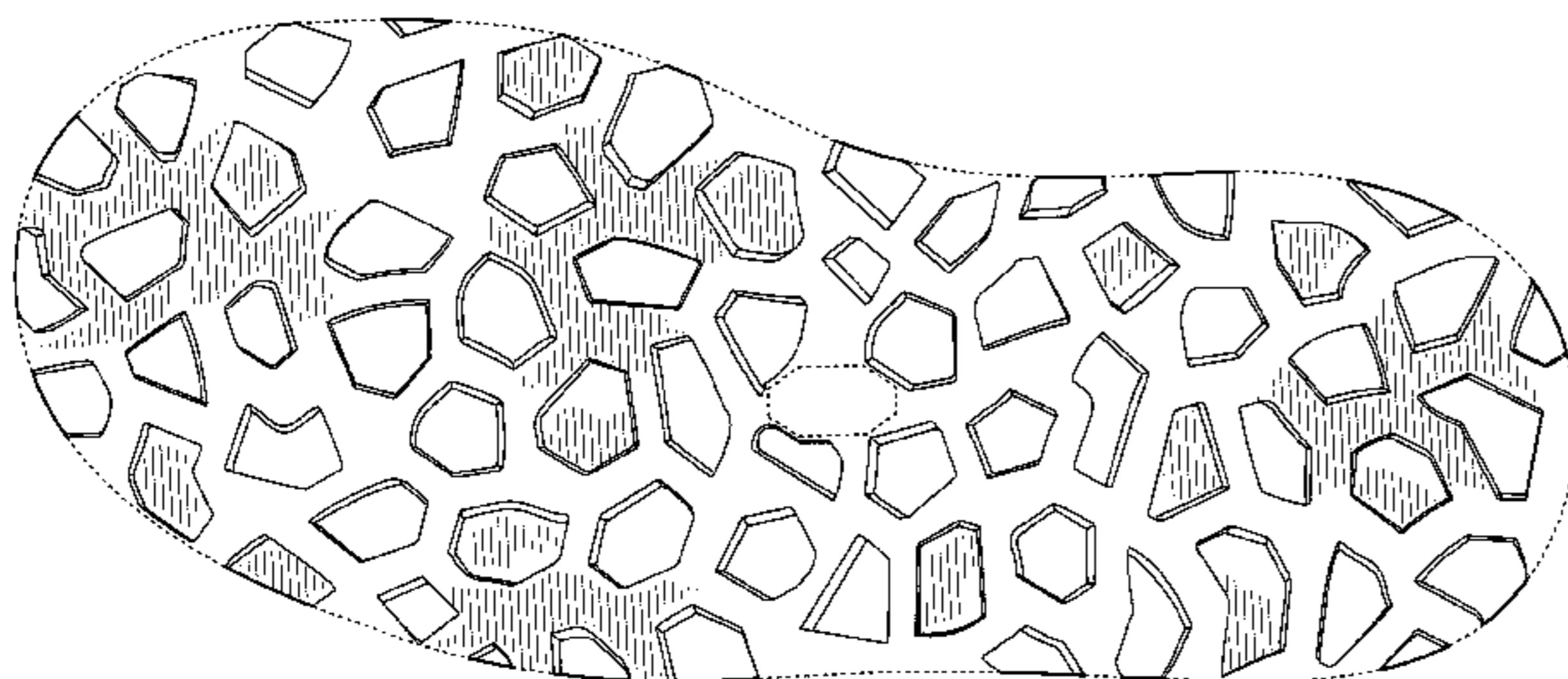
FIG. 4 is a right side view thereof rotated 180 degrees;

FIG. 5 is a front elevational view thereof; and,

FIG. 6 is a rear elevational view thereof rotated 180 degrees.

The broken lines throughout the views illustrate the environment in which the design resides, and form no part of the claim.

**1 Claim, 4 Drawing Sheets**



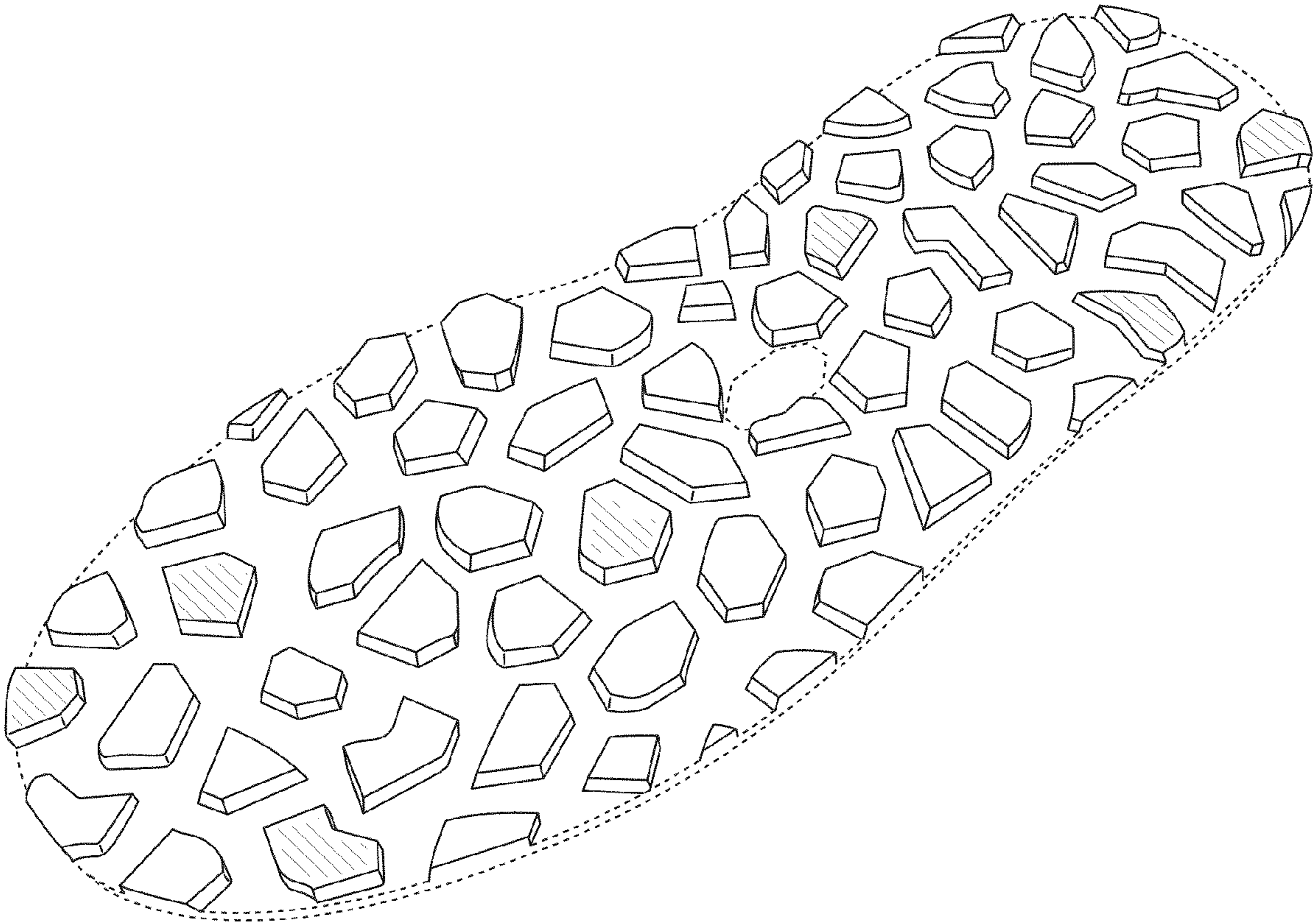


FIG. 1

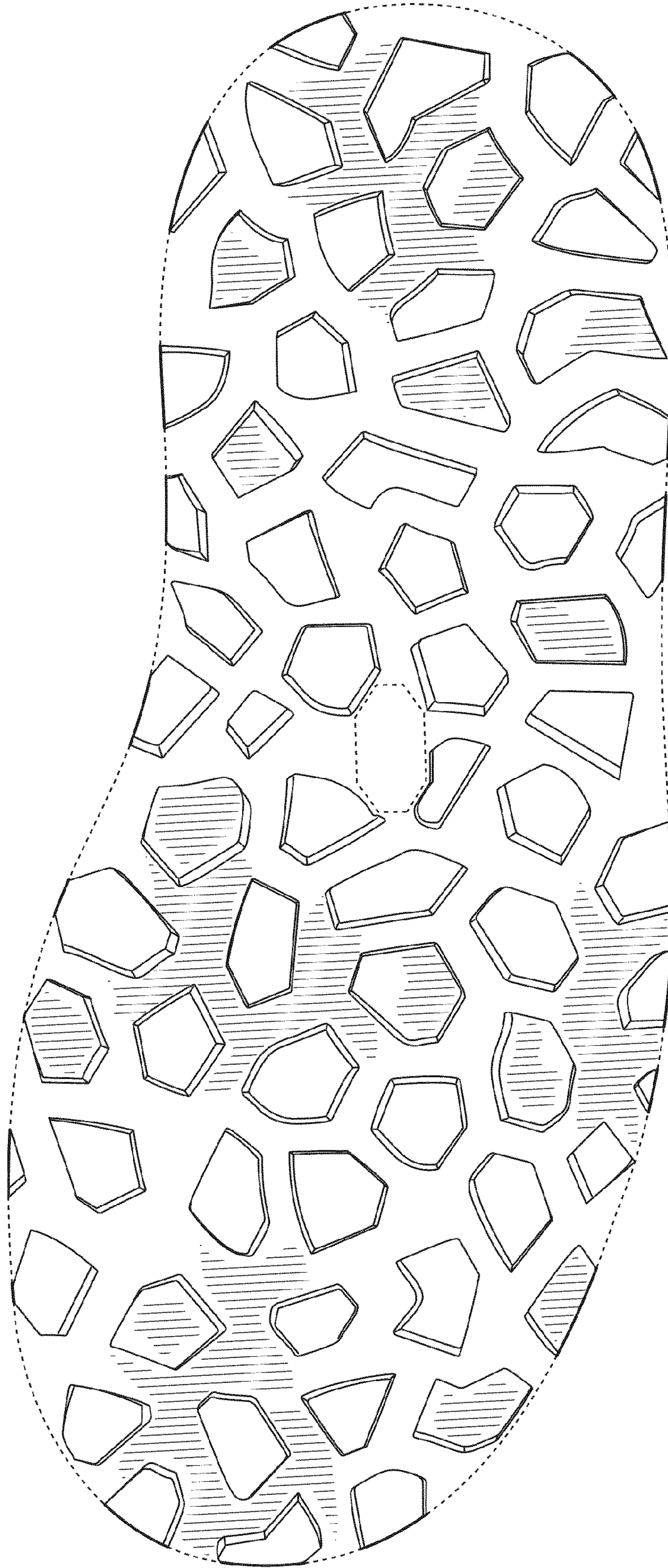


FIG. 2


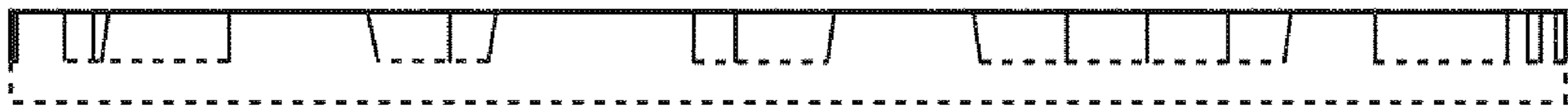


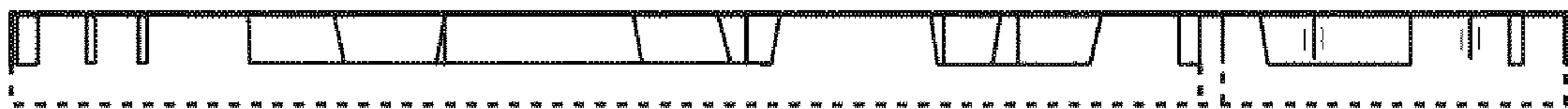
FIG. 3



FIG. 4



**FIG. 5**



**FIG. 6**