



US00D619343S

(12) **United States Design Patent**
Vestuti et al.

(10) **Patent No.:** **US D619,343 S**

(45) **Date of Patent:** **** Jul. 13, 2010**

(54) **SHOE SOLE**

(75) Inventors: **Ricardo Vestuti**, Providence, RI (US);
Kevin Leary, Dedham, MA (US); **Mike Andrews**, East Falmouth, MA (US);
William McInnis, Westwood, MA (US)

D323,059 S * 1/1992 Hatfield D2/954
D343,051 S * 1/1994 Bramani D2/957
5,313,718 A * 5/1994 McMahon et al. 36/59 C
D394,939 S * 6/1998 Avar D2/955
D395,157 S * 6/1998 von Conta D2/955

(73) Assignee: **Reebok International Ltd.**, Canton, MA (US)

(Continued)

(**) Term: **14 Years**

OTHER PUBLICATIONS

Reebok Fall 2002 Footwear Catalog, p. 14, showing the U-Shuffle DMX shoe.

(21) Appl. No.: **29/339,457**

(Continued)

(22) Filed: **Jun. 30, 2009**

Primary Examiner—Celia A Murphy
(74) *Attorney, Agent, or Firm*—Sterne, Kessler, Goldstein & Fox P.L.L.C.

Related U.S. Application Data

(63) Continuation of application No. 29/325,242, filed on Sep. 26, 2008, now Pat. No. Des. 597,287.

(57) **CLAIM**

(51) **LOC (9) Cl.** **02-04**

The ornamental design for a shoe sole , as shown and described.

(52) **U.S. Cl.** **D2/956**; D2/951; D2/953

(58) **Field of Classification Search** D2/902,
D2/947, 951, 952, 953, 954, 956, 957, 958,
D2/959, 960; 36/103, 3 B, 22 R, 25 R, 32 R,
36/59 C, 67 A; D5/32, 37
See application file for complete search history.

DESCRIPTION

FIG. 1 is a bottom perspective view of a shoe sole showing our new design;

(56) **References Cited**

U.S. PATENT DOCUMENTS

D39,747 S * 1/1909 McKenna D2/955
1,272,556 A * 7/1918 Steward 36/25 R
1,979,972 A * 11/1934 Guild 36/29
D123,602 S * 11/1940 Reeves D2/955
D125,657 S * 3/1941 Cutler D2/967
D234,930 S * 4/1975 Arambasic D2/955
D265,690 S * 8/1982 Famolare, Jr. D2/950
D266,798 S * 11/1982 Famolare, Jr. D2/950
D267,288 S * 12/1982 Davis D2/951
D267,366 S * 12/1982 Davis D2/951
4,571,852 A * 2/1986 Lamarche et al. 36/32 R
4,577,417 A 3/1986 Cole
4,653,206 A * 3/1987 Tanel 36/126
4,897,936 A * 2/1990 Fuerst 36/30 A

FIG. 2 is a front view thereof;

FIG. 3 is a rear view thereof;

FIG. 4 is a side view thereof;

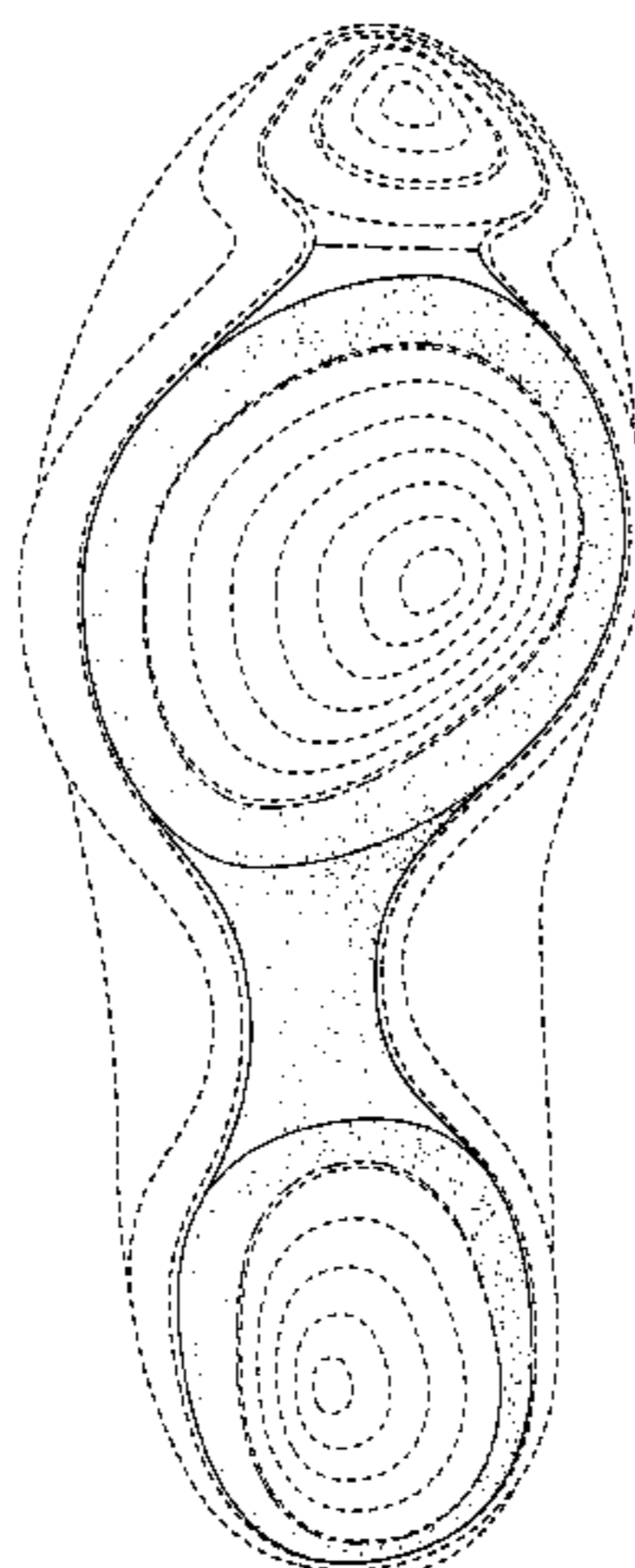
FIG. 5 is another side view thereof;

FIG. 6 is a top plan view thereof; and,

FIG. 7 is a bottom view thereof.

The broken lines immediately adjacent to the solid lines in FIGS. 1, 2, 3 & 7 represent the unclaimed boundaries of the design. The broken lines showing the remainder of the shoe sole and upper; along with the inscribed rings in the toe, forefoot and heel regions illustrate the portions of the article that form no part of the claim. None of the broken lines forms any part of the claimed design.

1 Claim, 6 Drawing Sheets



US D619,343 S

Page 2

U.S. PATENT DOCUMENTS

D396,549 S * 8/1998 von Conta et al. D2/955
D398,440 S * 9/1998 Rowland D2/951
D400,344 S * 11/1998 Avar D2/954
D401,043 S * 11/1998 Truelsen D2/955
D405,596 S * 2/1999 Aird et al. D2/957
D426,947 S * 6/2000 Pollastrelli D2/956
6,505,420 B1 1/2003 Litchfield et al.
D482,852 S * 12/2003 Belley et al. D2/957
D492,096 S * 6/2004 Sanchez et al. D2/896
6,745,499 B2 6/2004 Christensen et al.
D501,293 S * 2/2005 Bizzo D2/949
D504,555 S * 5/2005 Urie D2/955
7,080,467 B2 * 7/2006 Marvin et al. 36/29
D532,189 S * 11/2006 Truelsen D2/956
D553,335 S * 10/2007 Amado et al. D2/956

D569,084 S * 5/2008 Hatfield et al. D2/953
D576,394 S * 9/2008 Heller D2/951

OTHER PUBLICATIONS

Reebok Third Quarter 2003 Footwear Catalog, p. 17, showing the Stimulus DMX shoe, and pp. 16 and 41, showing the Court Macabee II DMX shoe.

Reebok Spring 2005 Footwear Catalog, p. 30, showing the Sportcentric DMX Max shoe, p. 31, showing the Destination DMX shoe, and pp. 32 and 52, showing the Trail DMX Max and Sporterra DMX Walk shoes.

Reebok Third Quarter 2005 Footwear Catalog, p. 50, showing the Sportcentric DMX Max shoe.

Reebok First Quarter 2007 Footwear Catalog, pp. 16 and 53, showing the Voyage Mid III and Voyage Low III shoes.

* cited by examiner

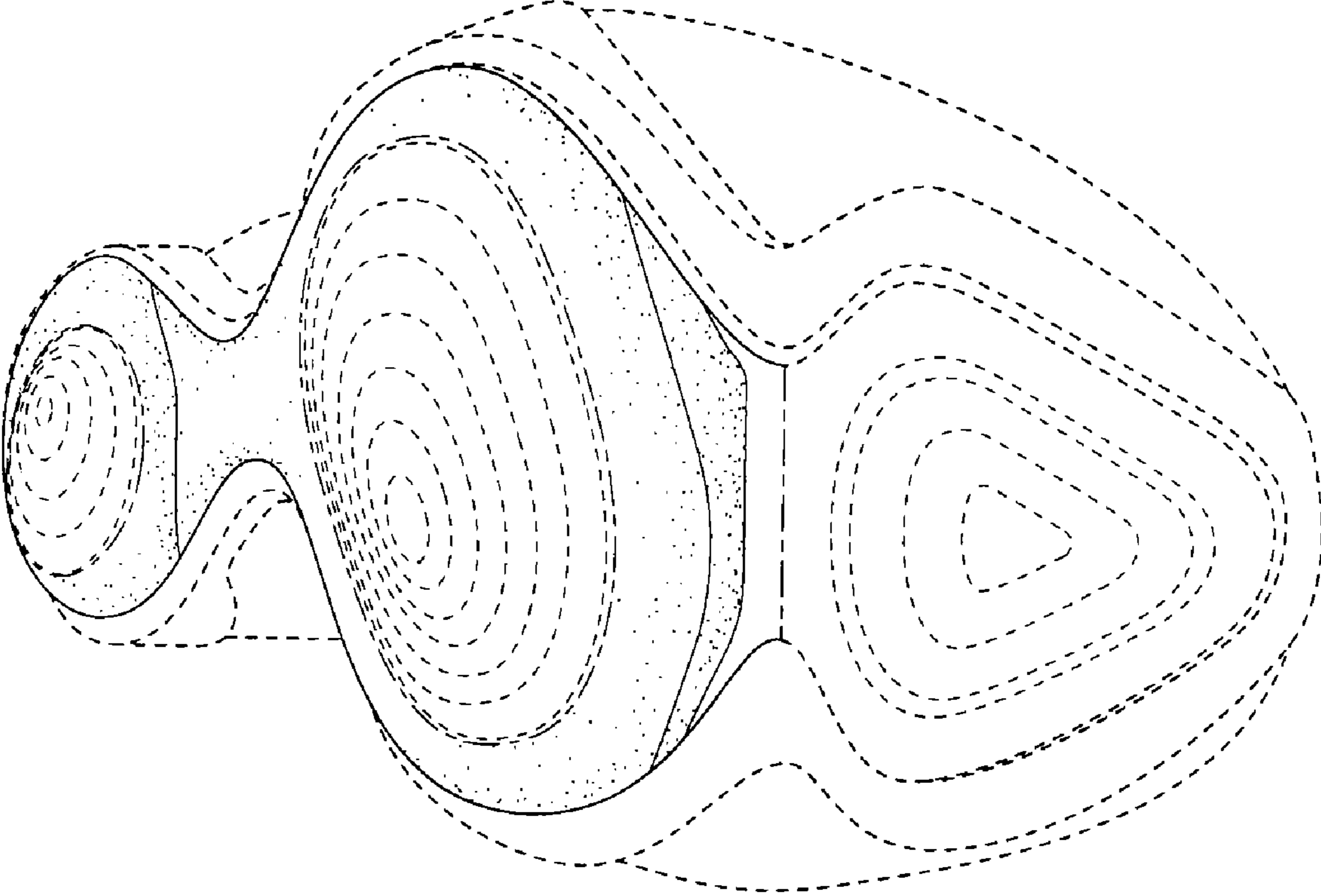


FIG. 1

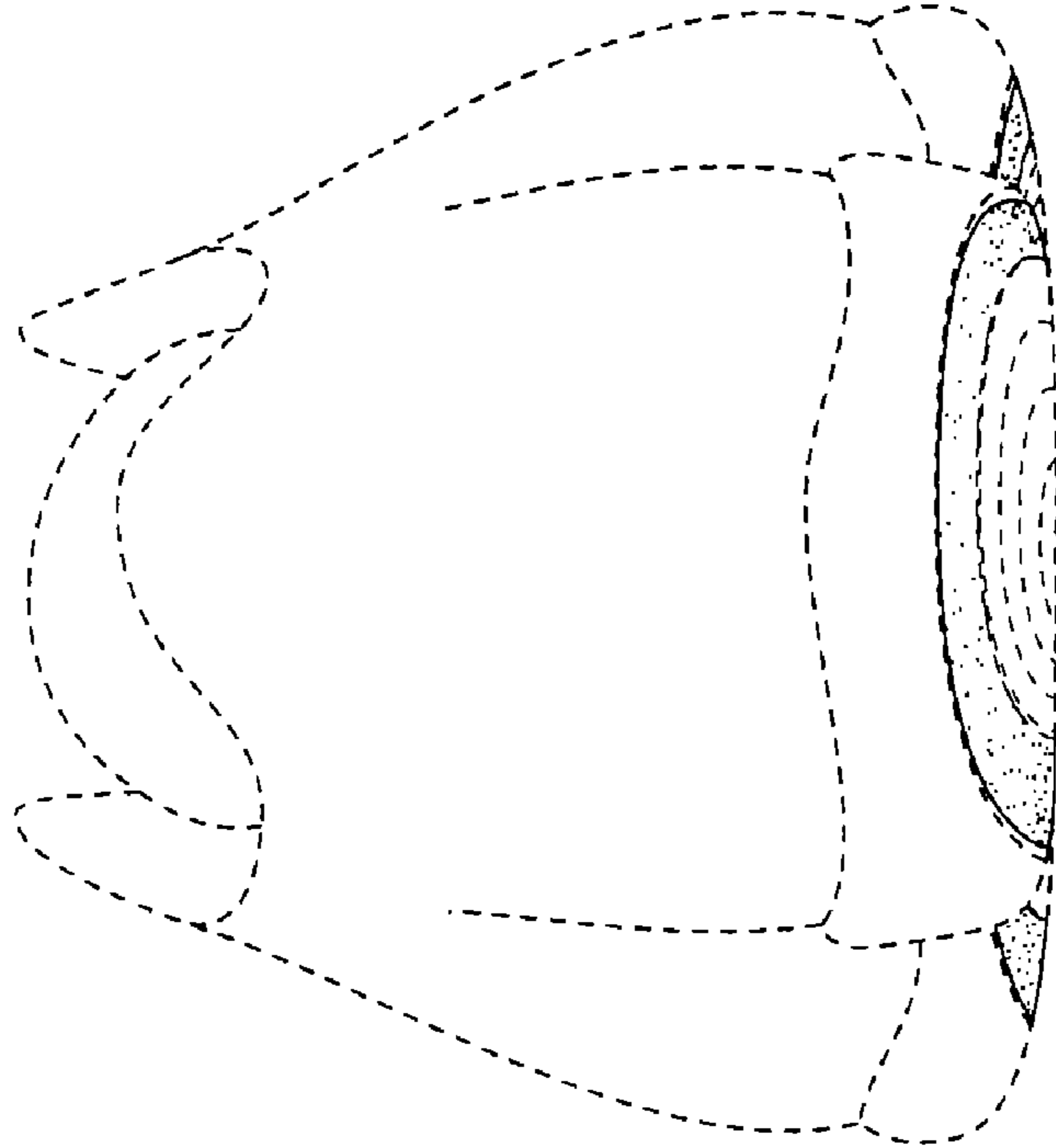


FIG. 2

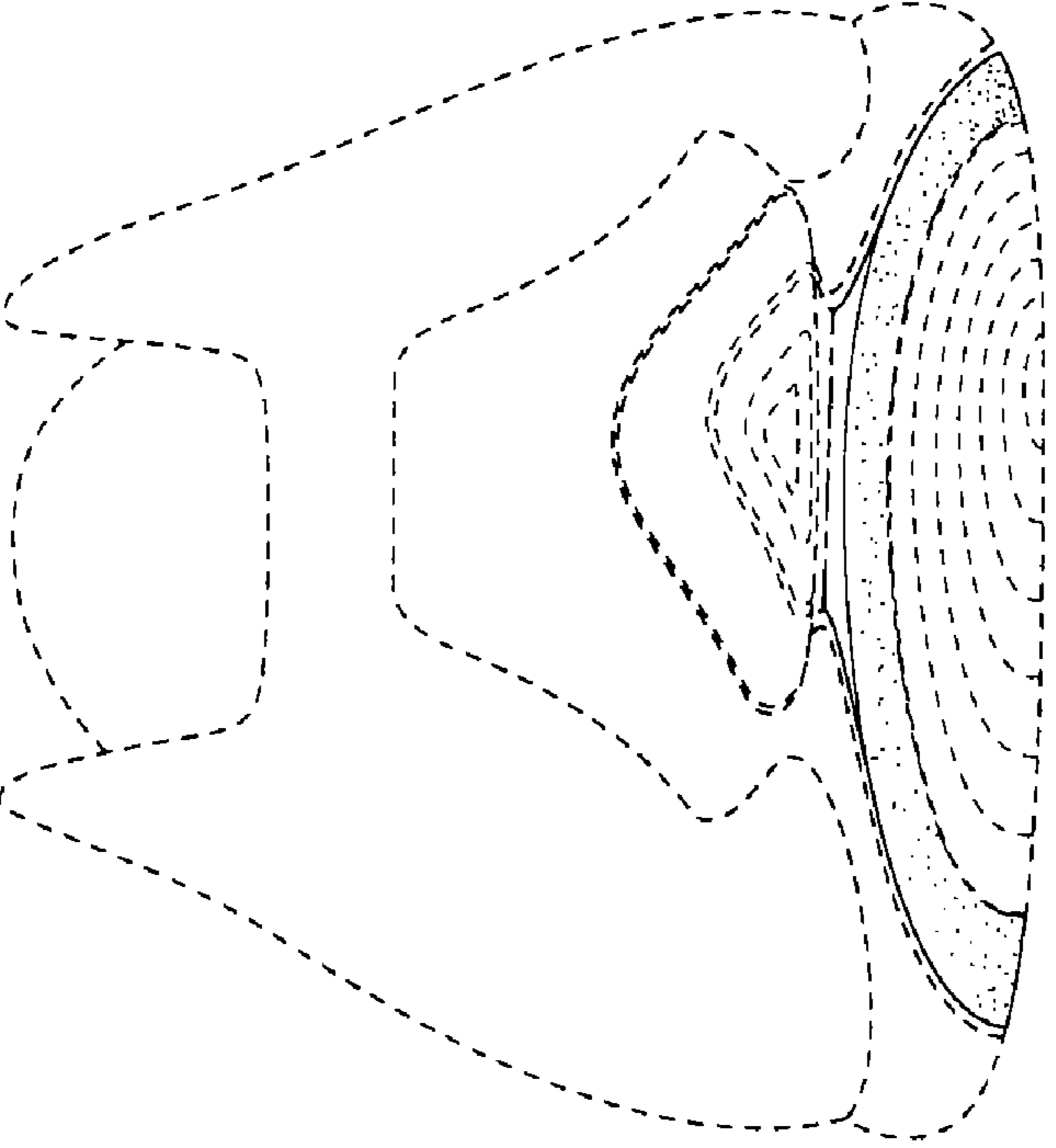


FIG. 3

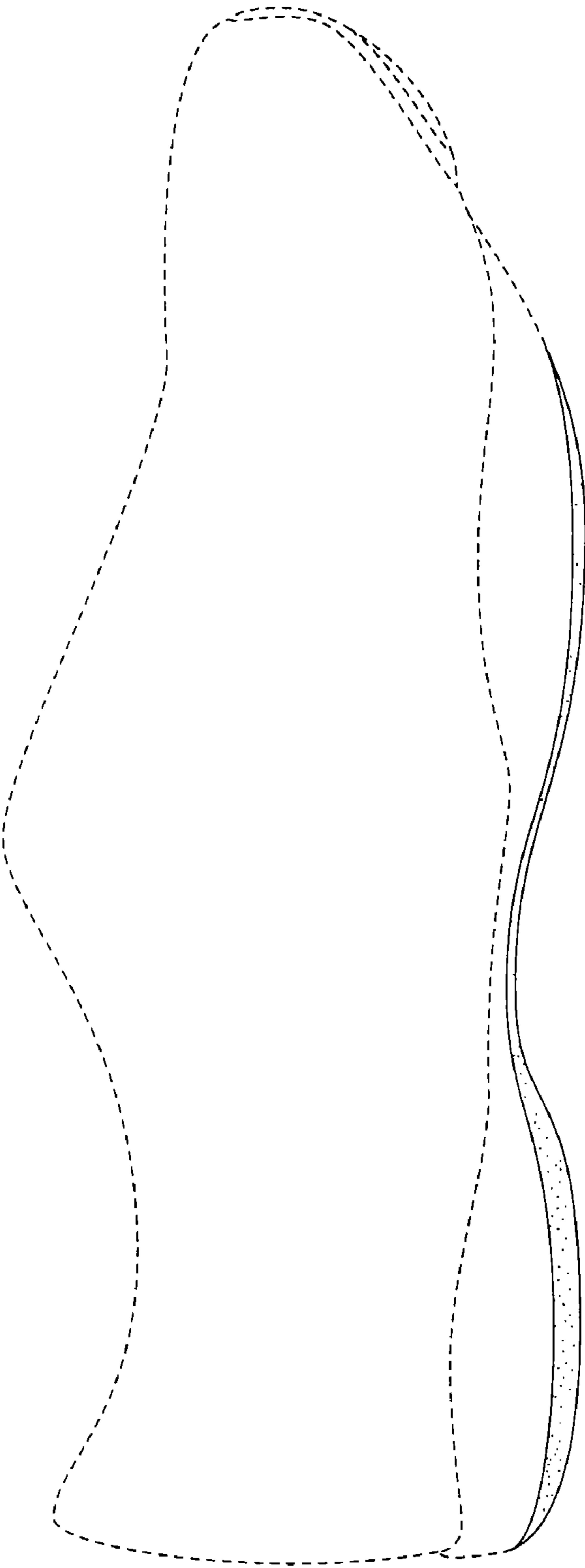


FIG. 4

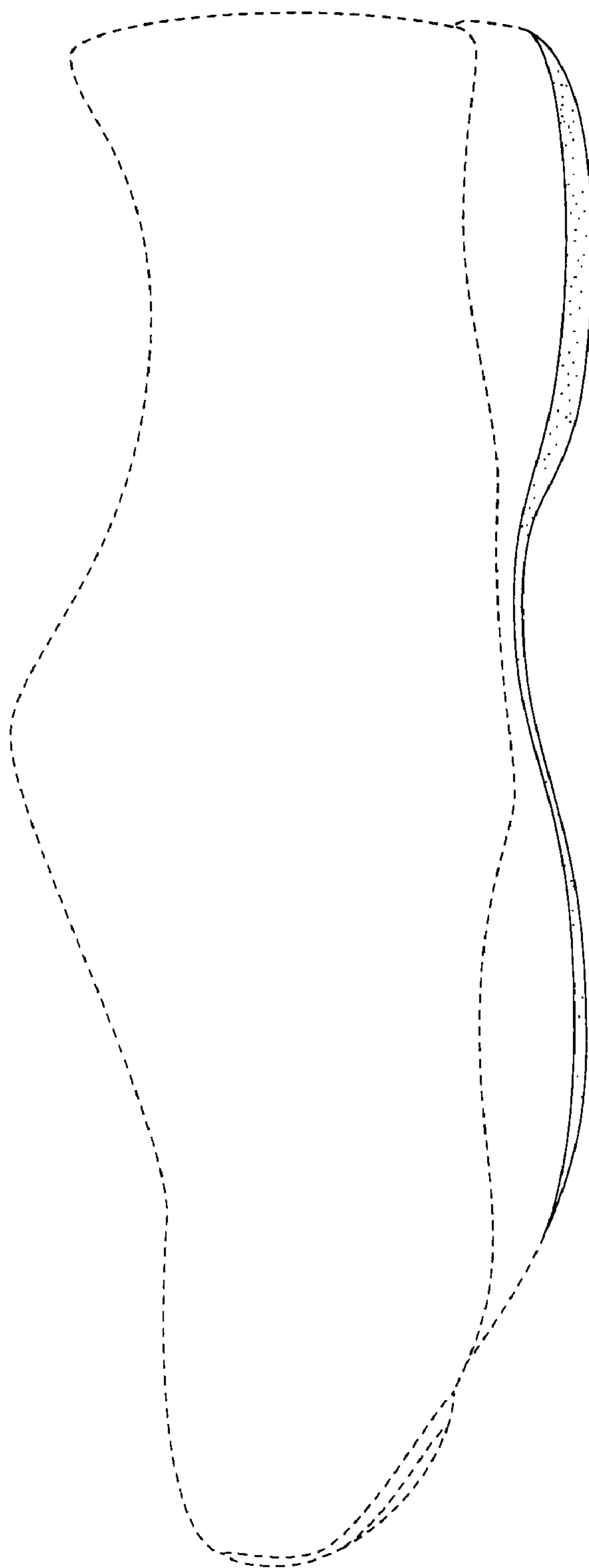


FIG. 5

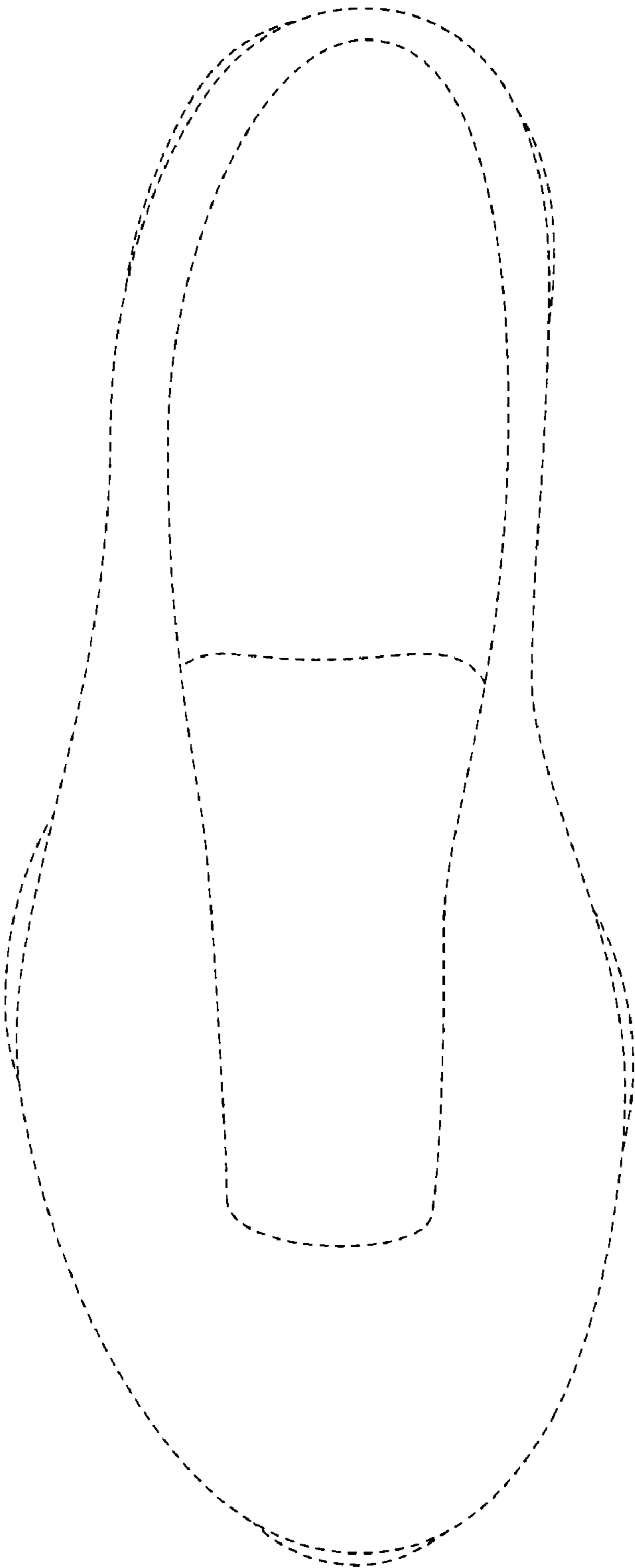


FIG. 6

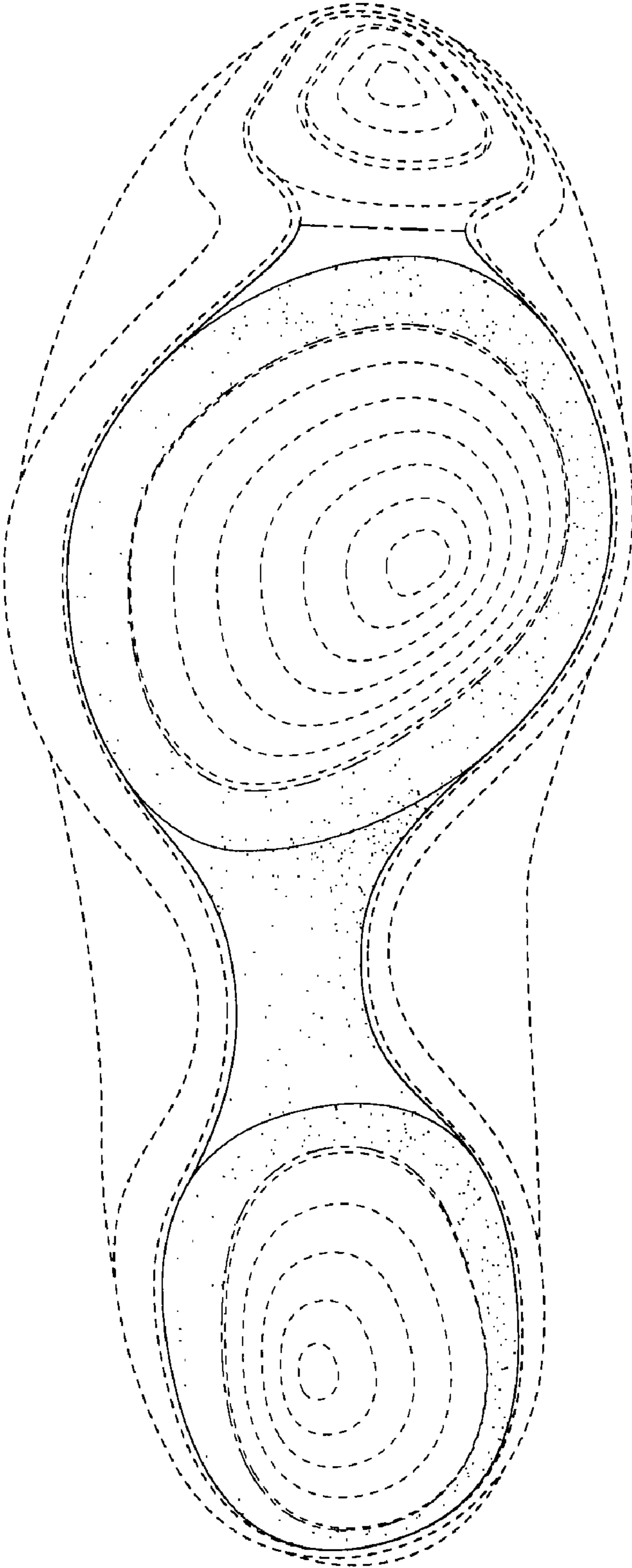


FIG. 7