



US00D619342S

(12) **United States Design Patent**  
**McClaskie**

(10) **Patent No.:** **US D619,342 S**  
(45) **Date of Patent:** **\*\* Jul. 13, 2010**

(54) **SHOE**  
(75) Inventor: **Thomas E. McClaskie**, Bethlehem, PA  
(US)  
(73) Assignee: **Columbia Insurance Company**,  
Omaha, NE (US)  
(\*\*) Term: **14 Years**  
(21) Appl. No.: **29/345,056**  
(22) Filed: **Oct. 8, 2009**

(51) **LOC (9) Cl.** ..... **02-04**  
(52) **U.S. Cl.** ..... **D2/953; D2/951**  
(58) **Field of Classification Search** ..... D2/902,  
D2/947, 951, 952, 953, 954, 955, 957, 959,  
D2/960; 36/3 B, 22 R, 24.5, 25 R, 67 A,  
36/59 C, 103  
See application file for complete search history.

(56) **References Cited**  
U.S. PATENT DOCUMENTS

|              |         |               |        |
|--------------|---------|---------------|--------|
| D26,137 S    | 11/1896 | Booz          |        |
| D41,650 S    | 8/1911  | Reith         |        |
| D96,346 S *  | 7/1935  | Sutton        | D5/24  |
| D98,494 S *  | 2/1936  | Boyson        | D5/24  |
| D255,618 S * | 7/1980  | Artstein      | D2/950 |
| D330,802 S   | 11/1992 | Edmund et al. |        |
| D369,235 S * | 4/1996  | Senda et al.  | D2/953 |
| D433,789 S * | 11/2000 | Hardy         | D2/956 |
| D513,840 S   | 1/2006  | Urie et al.   |        |
| D513,842 S * | 1/2006  | Paytavi       | D2/957 |
| D530,063 S * | 10/2006 | Issler        | D2/916 |
| D531,787 S * | 11/2006 | McClaskie     | D2/952 |
| D542,015 S * | 5/2007  | McClaskie     | D2/952 |
| D548,434 S   | 8/2007  | McClaskie     |        |
| D553,832 S   | 10/2007 | McClaskie     |        |
| D558,963 S * | 1/2008  | McClaskie     | D2/952 |
| D559,507 S   | 1/2008  | McClaskie     |        |
| D560,052 S   | 1/2008  | McClaskie     |        |
| D561,433 S   | 2/2008  | McClaskie     |        |
| D568,034 S   | 5/2008  | Horton et al. |        |

|              |         |                   |        |
|--------------|---------|-------------------|--------|
| D571,088 S * | 6/2008  | St-Louis et al.   | D2/953 |
| D572,446 S * | 7/2008  | Schoenborn et al. | D2/953 |
| D583,138 S   | 12/2008 | McClaskie         |        |
| D583,139 S   | 12/2008 | McClaskie         |        |
| D586,091 S * | 2/2009  | Koh               | D2/952 |
| D590,141 S * | 4/2009  | McClaskie         | D2/952 |
| D594,190 S * | 6/2009  | Andersen et al.   | D2/952 |
| D608,995 S * | 2/2010  | McClaskie         | D2/952 |
| D608,996 S * | 2/2010  | McClaskie         | D2/952 |
| D609,887 S * | 2/2010  | McClaskie         | D2/952 |
| D609,888 S * | 2/2010  | McClaskie         | D2/952 |
| D609,889 S * | 2/2010  | McClaskie         | D2/952 |

\* cited by examiner

*Primary Examiner*—Celia A Murphy

(74) *Attorney, Agent, or Firm*—St. Onge Steward Johnston & Reens LLC

(57) **CLAIM**

The ornamental design for a shoe, as shown and described.

**DESCRIPTION**

FIG. 1 is a bottom perspective view of a shoe in accordance with the new design;

FIG. 2 is a bottom view thereof;

FIG. 3 is a top view thereof;

FIG. 4 is a right side view thereof;

FIG. 5 is a left side view thereof;

FIG. 6 is a front view thereof;

FIG. 7 is a rear view thereof; and,

FIG. 8 is an enlarged perspective view of the area labeled “8” in FIG. 1.

The shoe upper shown in broken lines in FIGS. 1–7 is for environmental purposes only and forms no part of the claimed design. The broken lines shown in each arch area of FIGS. 1 and 2 represent boundaries of the design with the lines themselves and the areas within them forming no part of the claimed design.

**1 Claim, 8 Drawing Sheets**



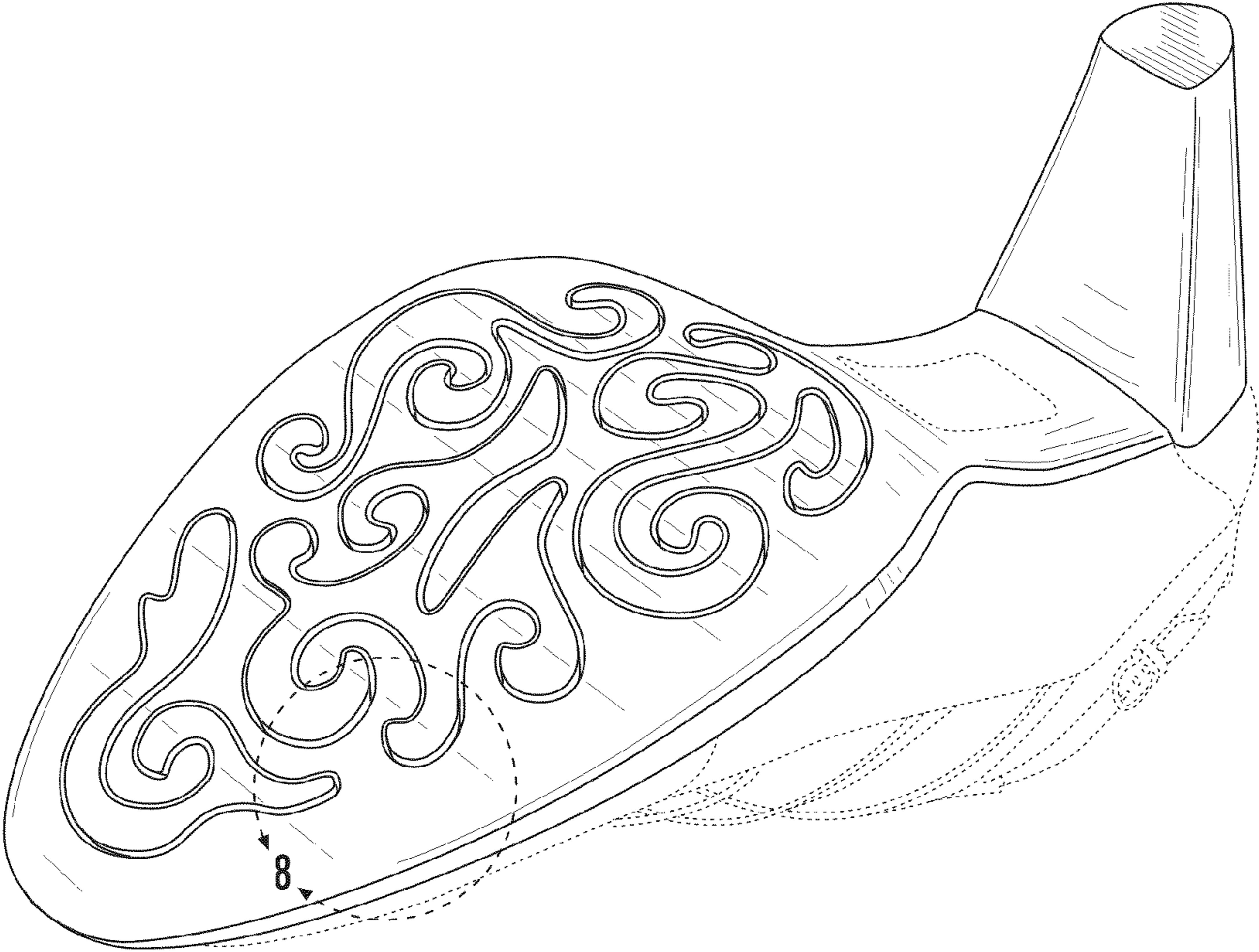


FIG. 1


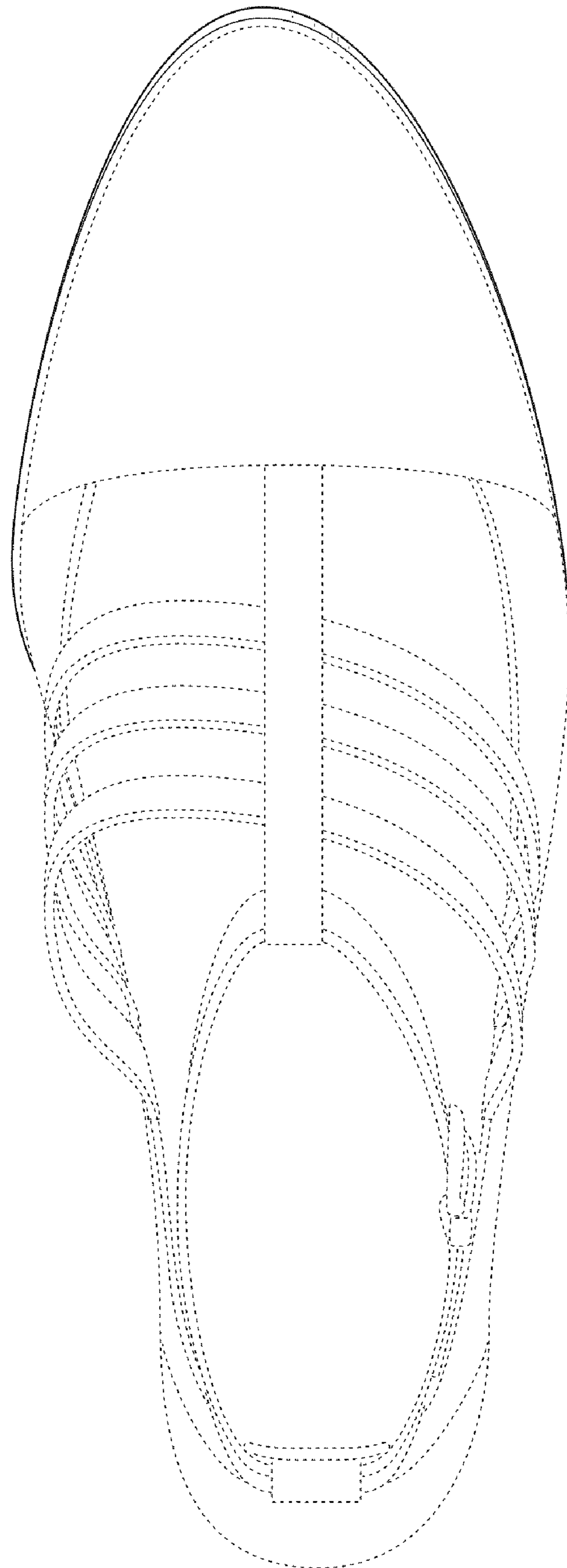


FIG. 2



**FIG. 3**




FIG. 4

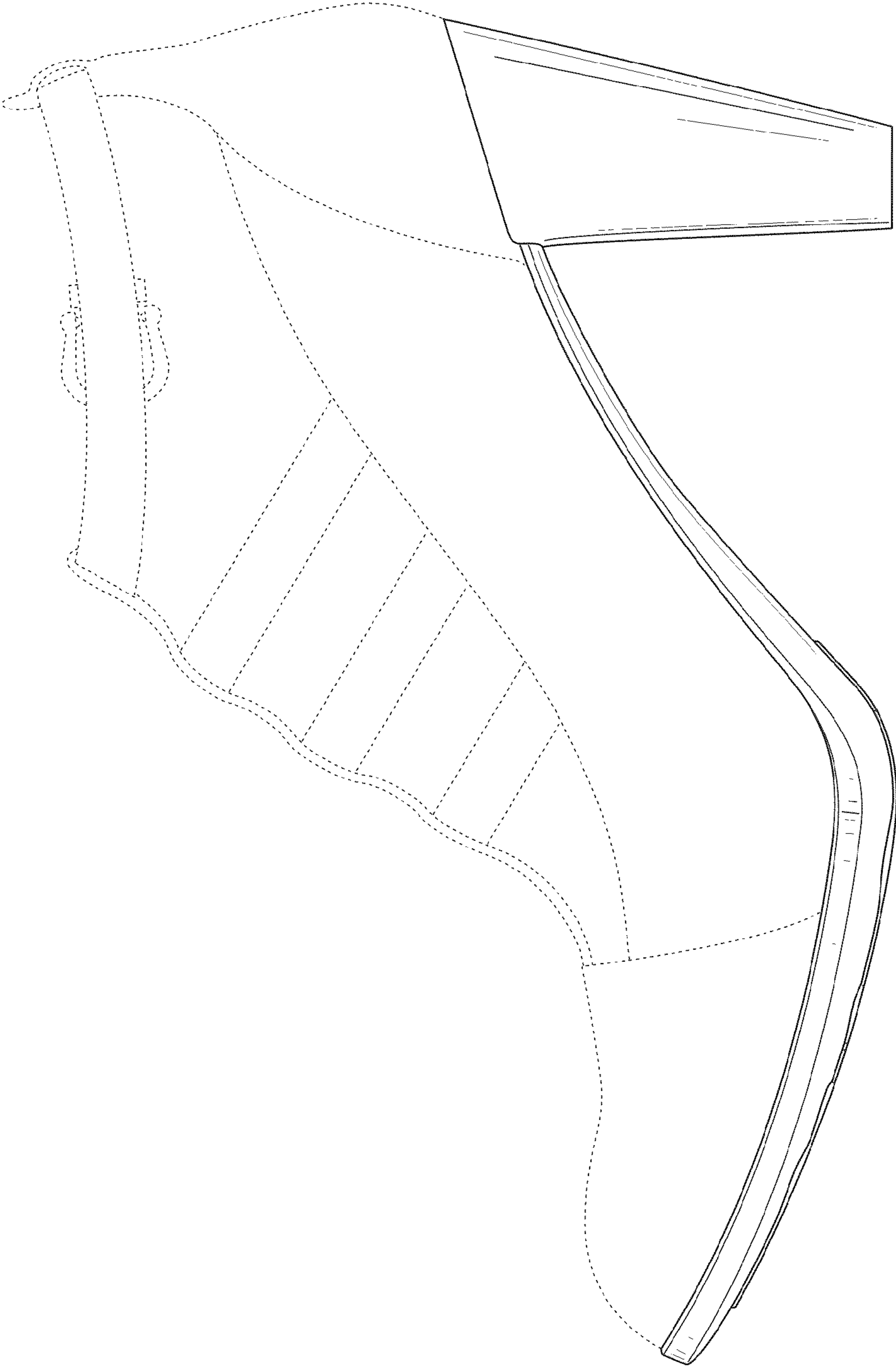
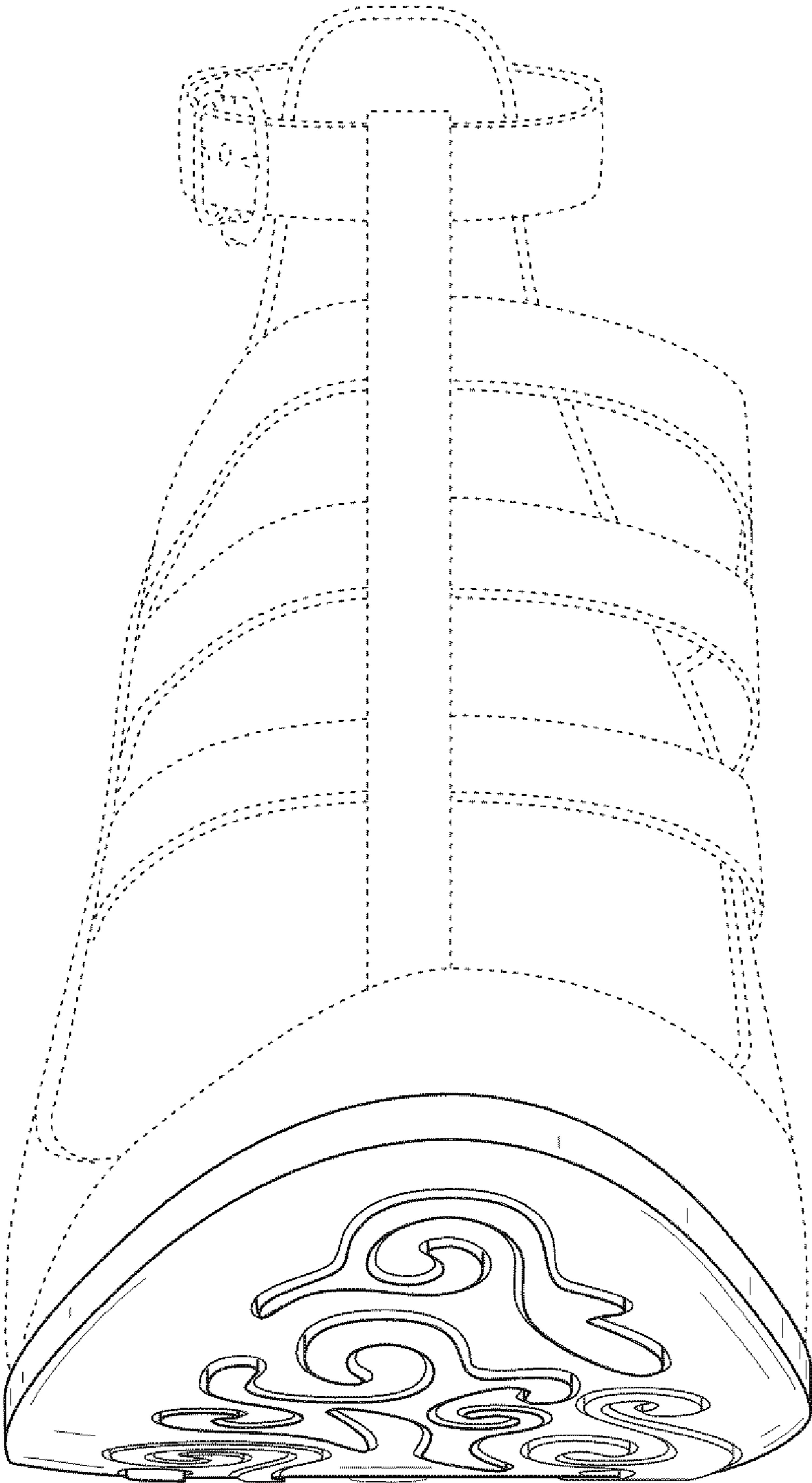
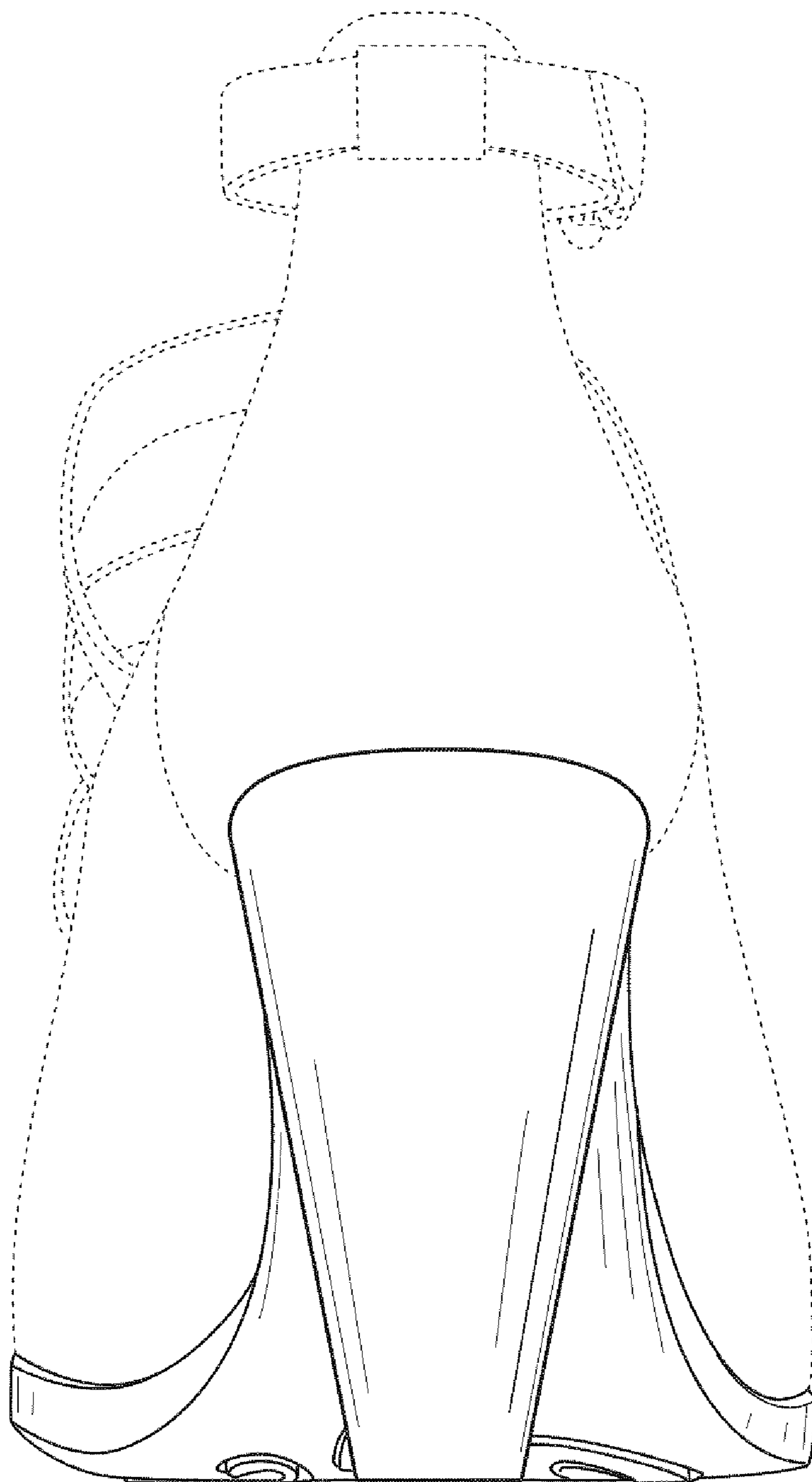


FIG. 5

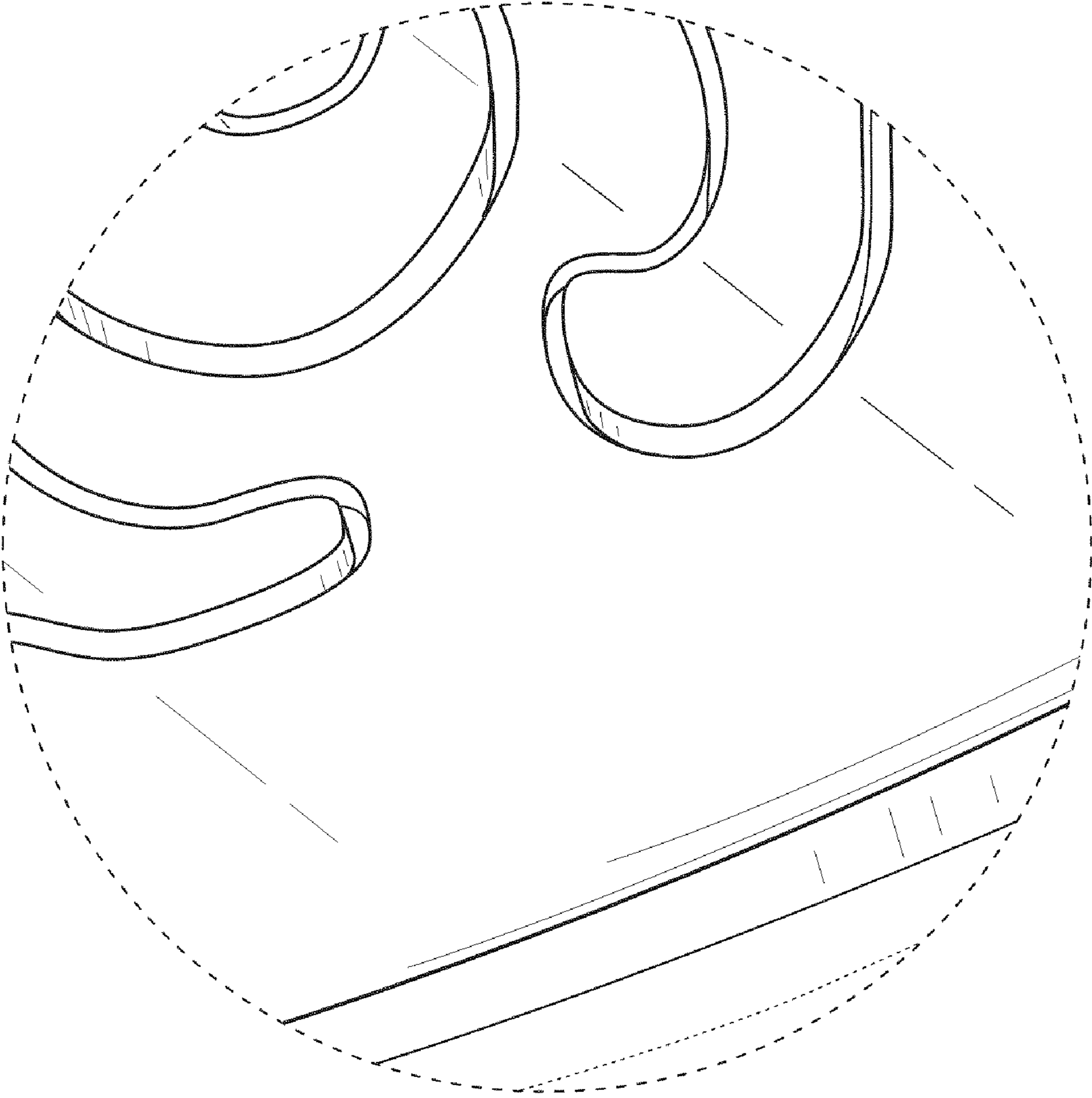


**FIG. 6**



**FIG. 7**





**FIG. 8**