



US00D619338S

(12) **United States Design Patent**
Teichert et al.

(10) **Patent No.:** **US D619,338 S**
(45) **Date of Patent:** **** *Jul. 13, 2010**

(54) **PROTECTIVE SPORTS SPAT FOR CLEATED OR SPIKED SPORTS SHOES**

(75) Inventors: **Joseph Albert Teichert**, Olive Branch, MS (US); **Carl Edward Langley, III**, Germantown, TN (US); **Eddie Alan Parker**, Tupelo, MS (US)

(73) Assignee: **TNG Enterprises LLC**, Olive Branch, MI (US)

(*) Notice: This patent is subject to a terminal disclaimer.

(**) Term: **14 Years**

(21) Appl. No.: **29/290,254**

(22) Filed: **Nov. 9, 2007**

(51) **LOC (9) Cl.** **02-04**

(52) **U.S. Cl.** **D2/901**

(58) **Field of Classification Search** D2/901, D2/902, 906, 909, 910, 914, 915; 36/7.1 R, 36/113, 114, 126-130, 132, 2 R, 1.5, 58.5
See application file for complete search history.

(56) **References Cited**

U.S. PATENT DOCUMENTS

D33,447 S	10/1900	Sadler	
D59,044 S	9/1921	Tweedie	
D59,045 S	9/1921	Tweedie	
D59,046 S	9/1921	Tweedie	
D59,047 S	9/1921	Tweedie	
D59,048 S	9/1921	Tweedie	
D60,595 S	3/1922	Witherell	
1,435,047 A	11/1922	Blum	
D65,184 S	7/1924	Guinzburg	
D109,836 S	5/1938	May	
2,438,308 A	3/1948	Wheaton	
2,441,373 A	5/1948	Rauh	
D193,652 S	9/1962	Adams	
3,875,687 A *	4/1975	Henderson	36/7.1 R
4,166,460 A	9/1979	Applegate	
4,187,844 A	2/1980	Caprio, Jr.	

4,280,488 A	7/1981	Polsky et al.	
D270,869 S	10/1983	Kronberg	
4,440,158 A	4/1984	Shapiro	
D278,567 S	4/1985	Rasmussen	
4,604,816 A *	8/1986	Davison	36/1.5
4,651,726 A	3/1987	Holland	
4,713,895 A	12/1987	Vallieres	
4,878,505 A	11/1989	Thanner	
D311,807 S	11/1990	Pacanowsky et al.	
5,050,620 A	9/1991	Cooper	
5,074,059 A *	12/1991	Melcher	36/58.5

(Continued)

Primary Examiner—Robert M Spear

Assistant Examiner—Rashida C McCoy

(74) *Attorney, Agent, or Firm*—Patton Boggs LLP

(57) **CLAIM**

The ornamental design for a protective sports spat for cleated or spiked sports shoes, as shown and described.

DESCRIPTION

FIG. 1 is a top view of a protective spat for cleated or spiked sports shoes showing our new design;

FIG. 2 is a bottom view thereof;

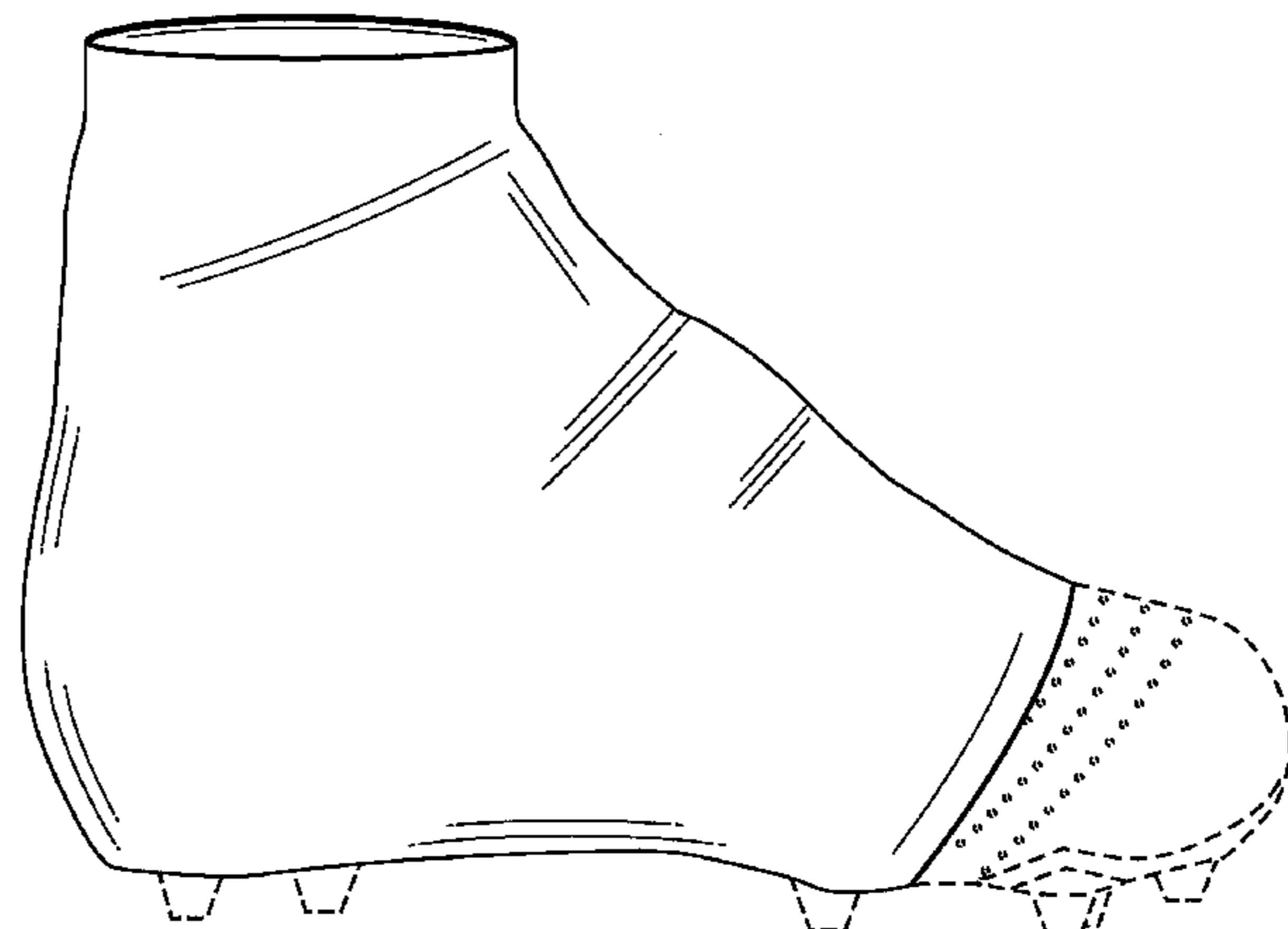
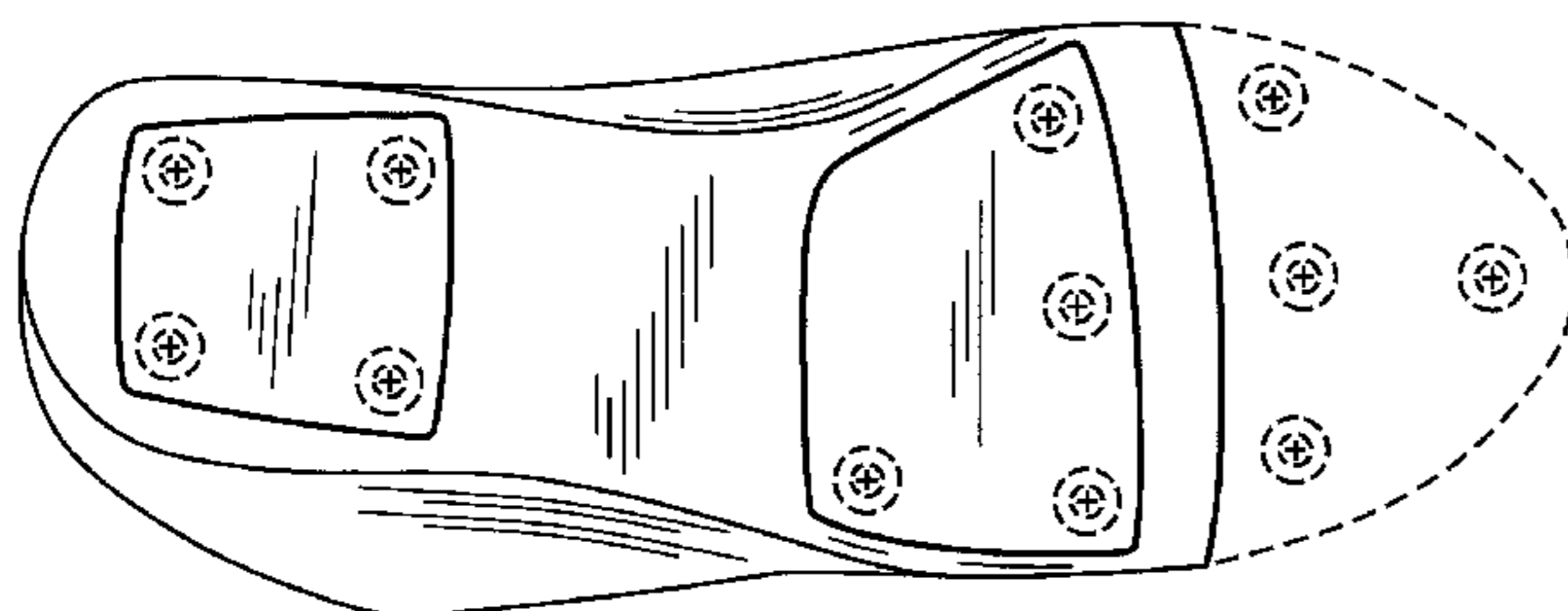
FIG. 3 is a bottom view thereof, in use condition;

FIG. 4 is a side elevation view thereof, in use condition; and,

FIG. 5 is an opposite side elevation view to that of FIG. 4, in use condition.

The showing of a shoe inserted in the protective sports spat for cleated or spiked sports shoes in FIGS. 3-5 is for illustrative purposes only and forms no part of the claimed design.

1 Claim, 4 Drawing Sheets



US D619,338 S

Page 2

U.S. PATENT DOCUMENTS			
D325,461 S	4/1992	Plotkin	
D335,946 S	6/1993	Preston	
D339,671 S	9/1993	Manning	
D357,345 S	4/1995	Cheatwood et al.	
5,845,416 A *	12/1998	Hands	36/2 R * cited by examiner
D413,711 S *	9/1999	Hicks, Jr.	D2/909
D441,941 S *	5/2001	Hall	D2/911
D447,320 S *	9/2001	Chute	D2/909
D453,062 S *	1/2002	Hall	D2/911
D456,122 S *	4/2002	Hall	D2/911
7,383,646 B2 *	6/2008	Hall	36/7.1 R

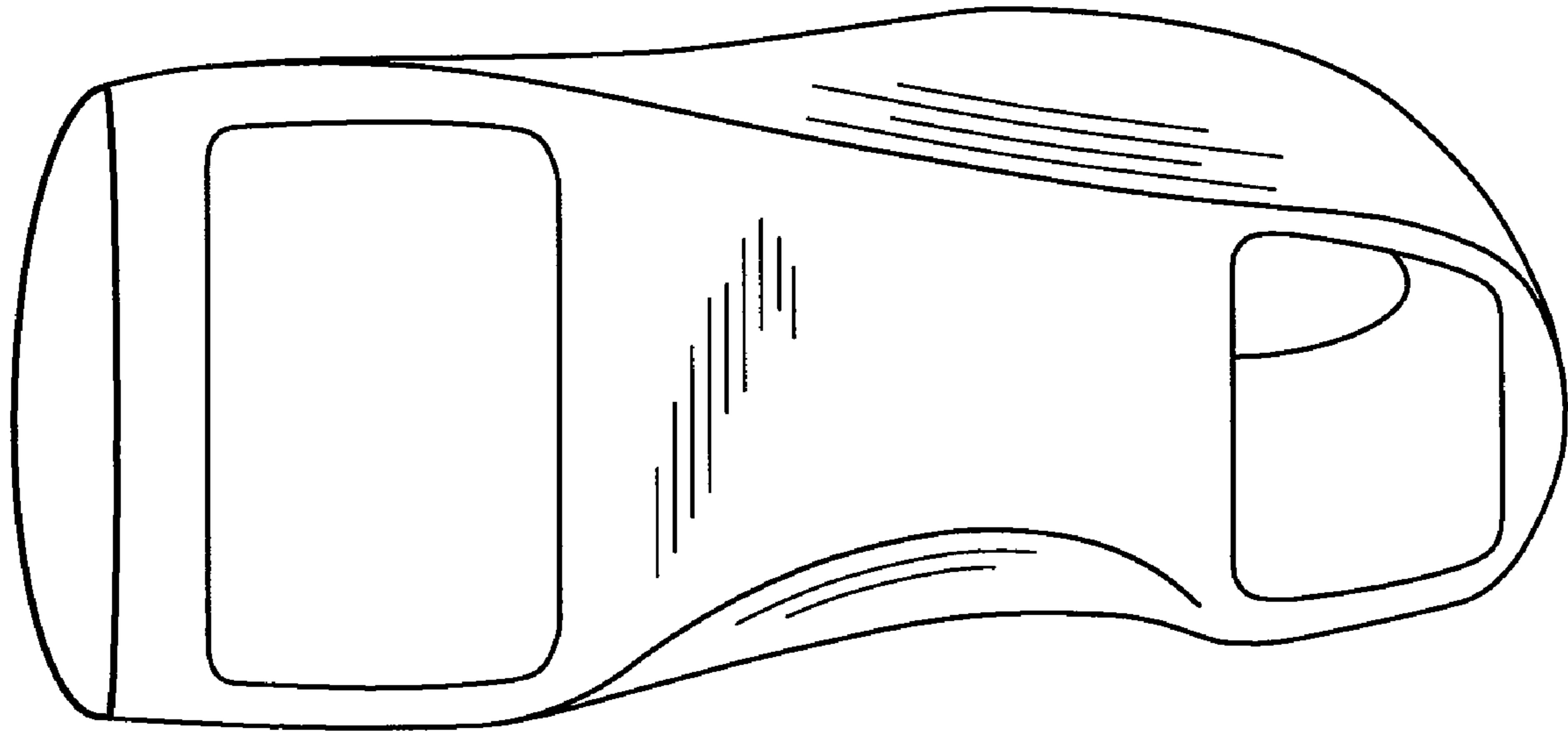


FIG. 2

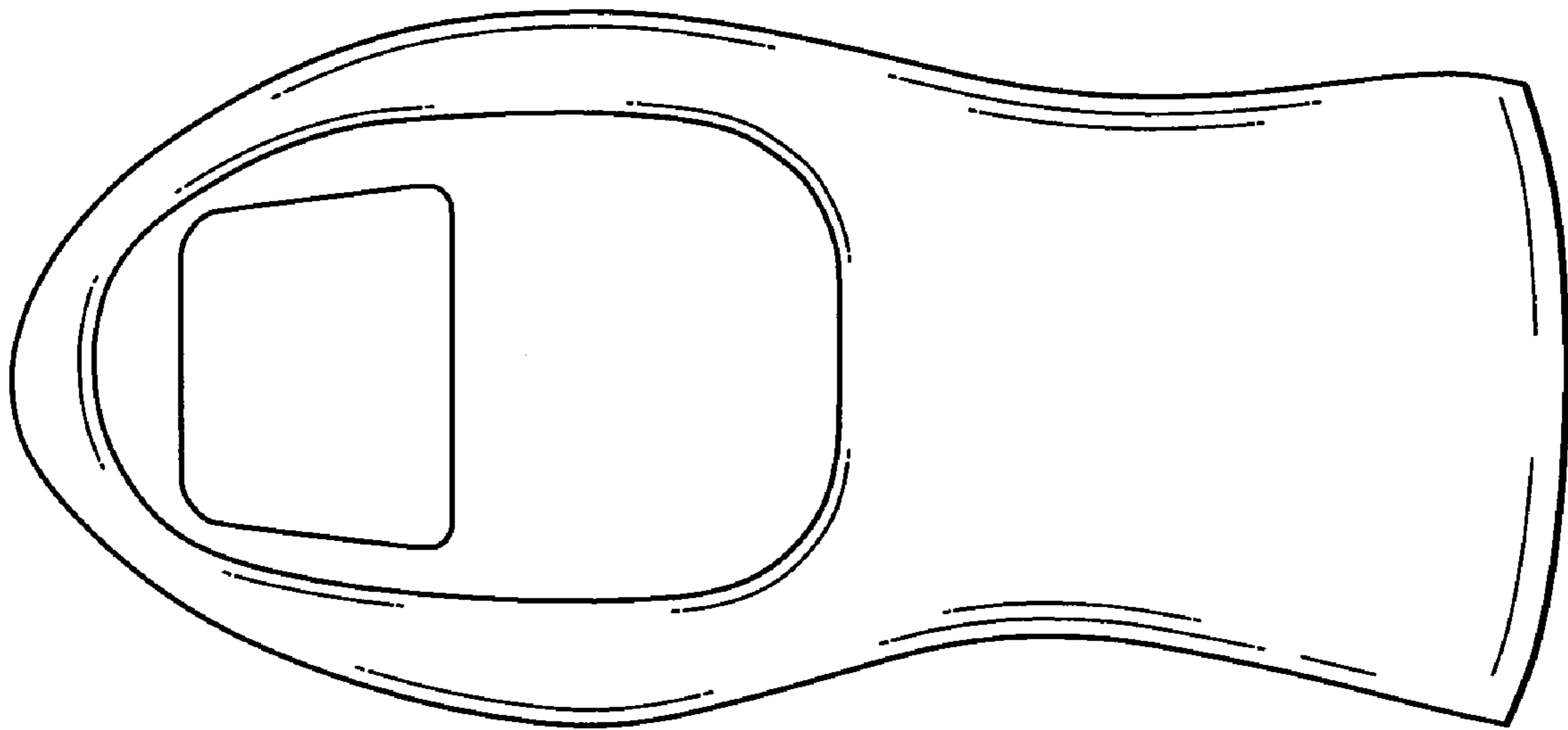


FIG. 1

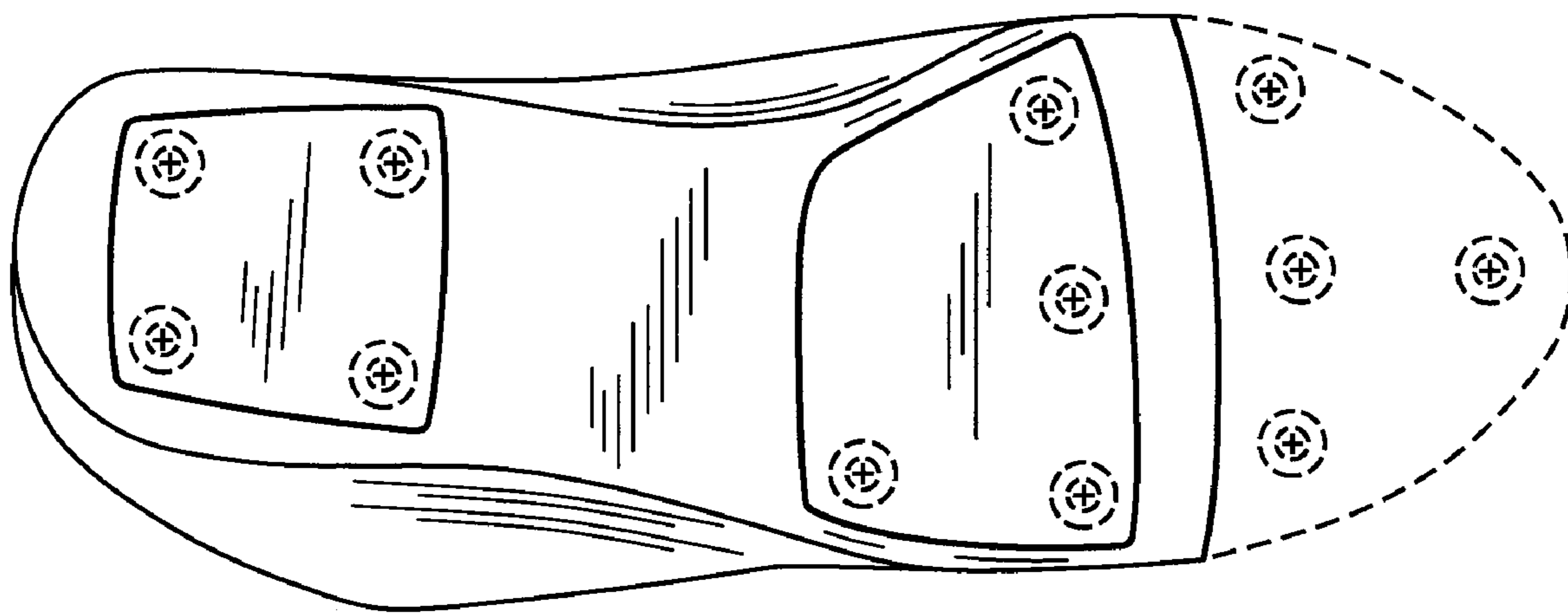


FIG. 3

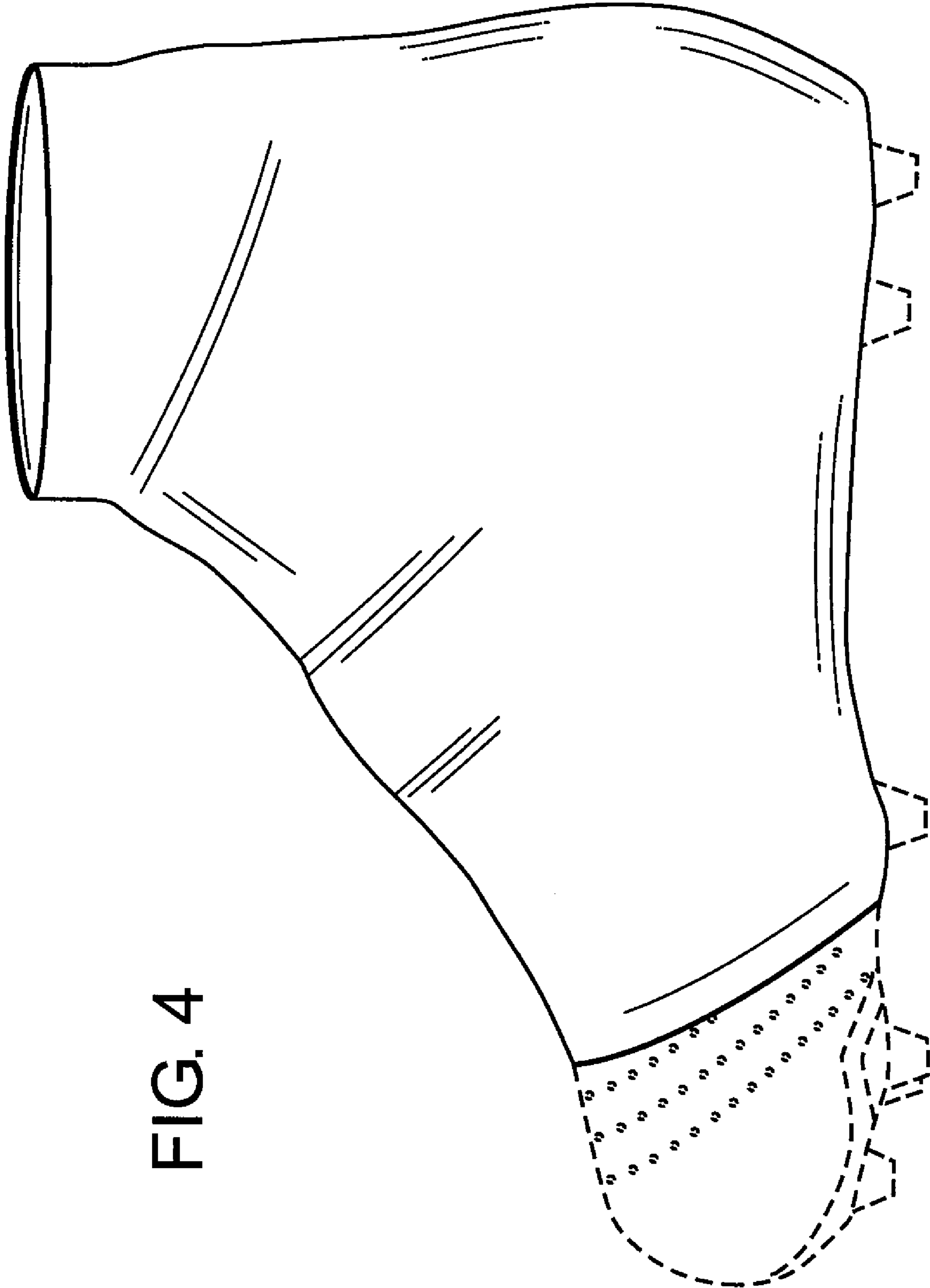


FIG. 4

FIG. 5

