



US00D619329S

(12) **United States Design Patent**  
**Falkinoff De James**

(10) **Patent No.:** **US D619,329 S**  
(45) **Date of Patent:** **\*\* Jul. 13, 2010**

(54) **GLOVE**

(76) Inventor: **Maria Alejandra Falkinoff De James**,  
c/o The Argentine Trading Company  
Ltd., 101 Bartholomew Road, London  
(GB) NW5 2AR

(\*\*) Term: **14 Years**

(21) Appl. No.: **29/344,719**

(22) Filed: **Oct. 2, 2009**

(51) **LOC (9) Cl.** ..... **02-06**

(52) **U.S. Cl.** ..... **D2/619**

(58) **Field of Classification Search** ..... D2/610,  
D2/612, 614–623; D29/113, 116.2, 117.1–119,  
D29/120.1, 123; 2/16, 159, 161.1–161.8,  
2/162, 198, 170, 455, 908, 917; D24/190;  
D28/63; D32/40, 42, 43, 41; D21/807; D3/215,  
D3/224, 226, 218; 224/219, 222, 267, 237;  
40/586, 633; 15/104.94, 107, 227; D4/134;  
D20/33

See application file for complete search history.

(56) **References Cited**

U.S. PATENT DOCUMENTS

6,216,276 B1 \* 4/2001 Eibert ..... 2/161.2

6,715,152 B2 \* 4/2004 Mazzarolo ..... 2/161.6

D584,027 S \* 1/2009 Kleinert ..... D2/617

D595,905 S \* 7/2009 Hong ..... D29/117.1

D604,027 S \* 11/2009 Kleinert ..... D2/617

\* cited by examiner

*Primary Examiner*—Raphael Barkai

*Assistant Examiner*—Randall H Gholson

(74) *Attorney, Agent, or Firm*—Arent Fox LLP

(57) **CLAIM**

The ornamental design for a glove, as shown and described.

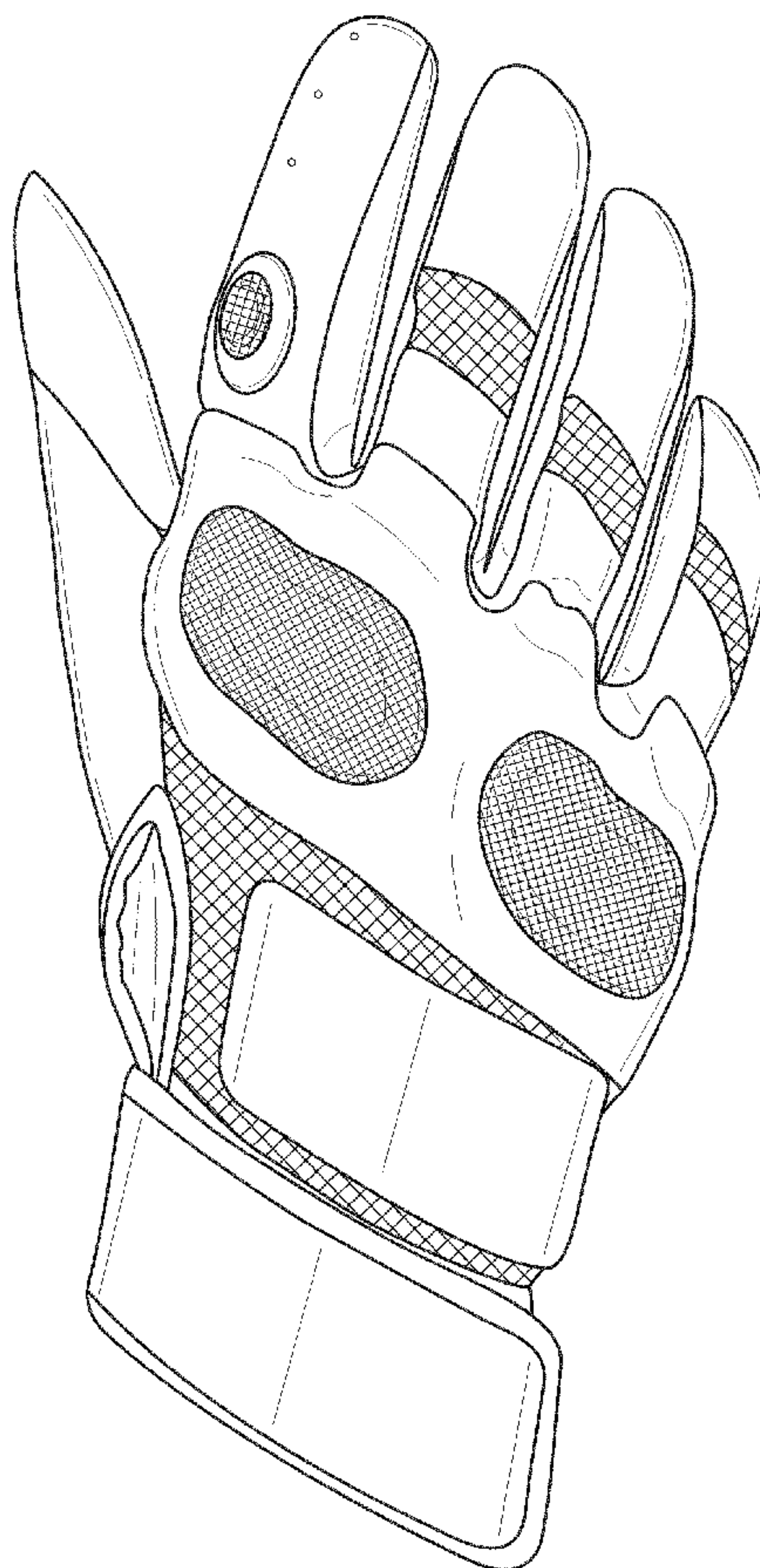
**DESCRIPTION**

FIG. 1 is a top plan view of a glove showing my new design;  
and,

FIG. 2 is a bottom plan view of the design shown in FIG. 1.

The broken lines shown in FIG. 1 are directed to features not  
claimed and are included for the purpose of illustration only.

**1 Claim, 2 Drawing Sheets**



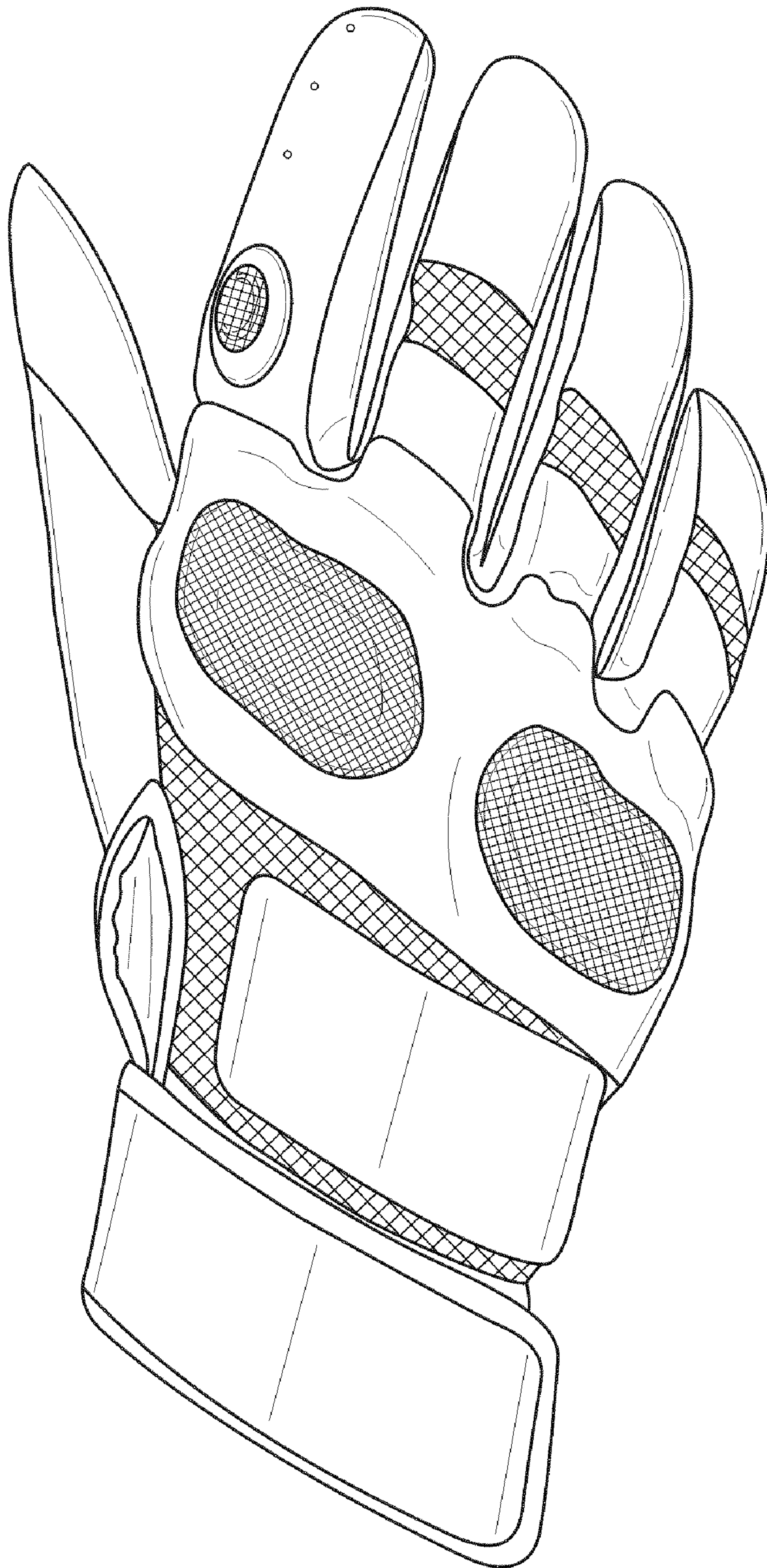


FIG. 1

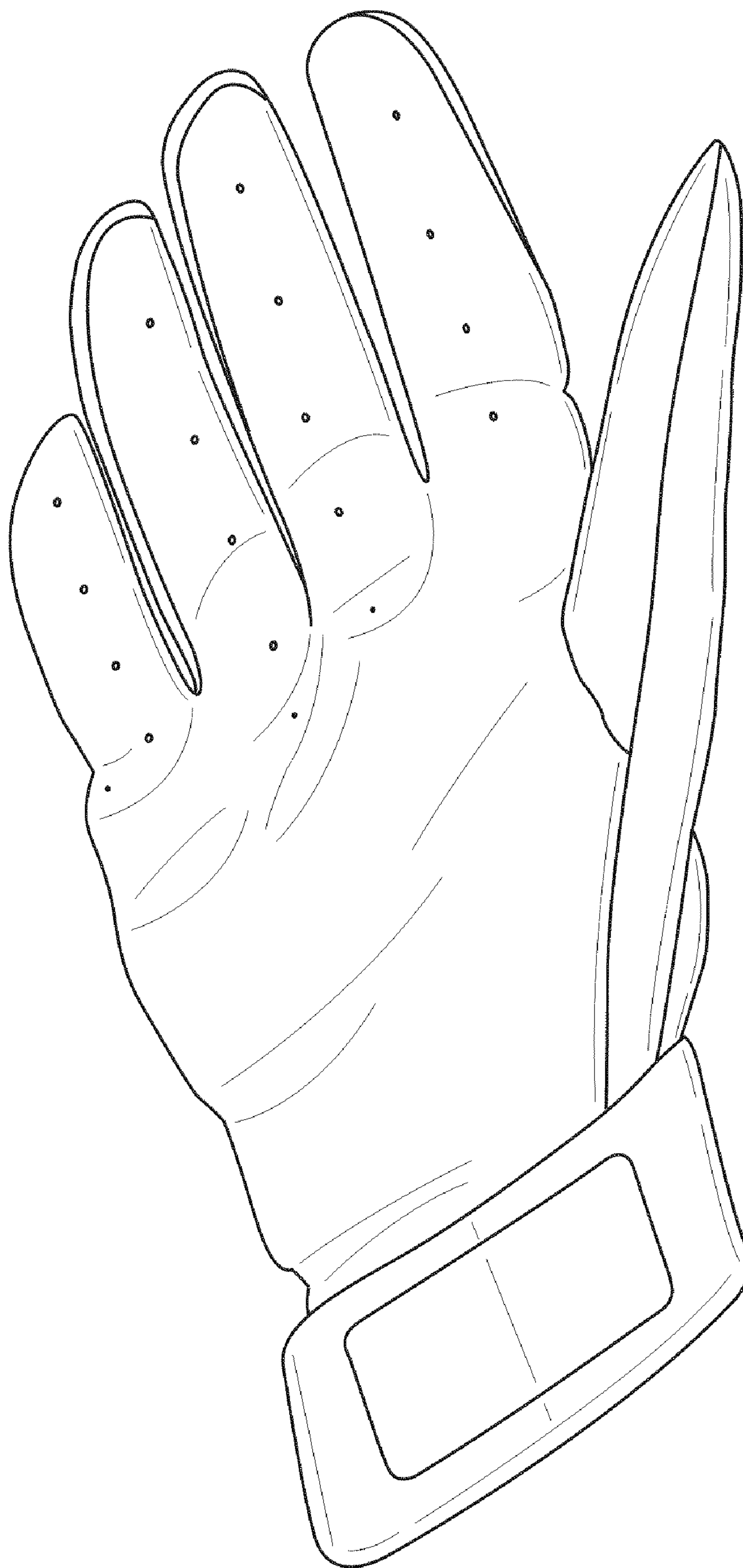


FIG.2



UNITED STATES PATENT AND TRADEMARK OFFICE  
**CERTIFICATE OF CORRECTION**

PATENT NO. : D619,329 S  
APPLICATION NO. : 29/344719  
DATED : July 13, 2010  
INVENTOR(S) : Maria Alejandra Falkinoff De James

Page 1 of 3

It is certified that error appears in the above-identified patent and that said Letters Patent is hereby corrected as shown below:

The Title page showing an illustrative fig, should be deleted and substitute therefor the attached title page.

**IN THE DRAWINGS:**

Please delete Figure 1, and substitute therefor the following, see attached.

Signed and Sealed this  
Fourteenth Day of February, 2012

A handwritten signature in black ink, reading "David J. Kappos". The signature is written in a cursive, flowing style with a large initial 'D' and 'K'.

David J. Kappos  
*Director of the United States Patent and Trademark Office*

(12) **United States Design Patent**  
**Falkinoff De James**

(10) **Patent No.:** **US D619,329 S**  
(45) **Date of Patent:** **\*\* Jul. 13, 2010**

(54) **GLOVE**

(76) **Inventor:** **Maria Alejandra Falkinoff De James,**  
c/o The Argentine Trading Company  
Ltd., 101 Bartholomew Road, London  
(GB) NW5 2AR

(\*\*) **Term:** **14 Years**

(21) **Appl. No.:** **29/344,719**

(22) **Filed:** **Oct. 2, 2009**

(51) **LOC (9) Cl.** ..... **02-06**

(52) **U.S. Cl.** ..... **D2/619**

(58) **Field of Classification Search** ..... D2/610,  
D2/612, 614-623; D29/113, 116.2, 117.1-119,  
D29/120.1, 123; 2/16, 159, 161.1-161.8,  
2/162, 198, 170, 455, 908, 917; D24/190;  
D28/63; D32/40, 42, 43, 41; D21/807; D3/215,  
D3/224, 226, 218; 224/219, 222, 267, 237;  
40/586, 633; 15/104.94, 107, 227; D4/134;  
D20/33

See application file for complete search history.

(56) **References Cited**

**U.S. PATENT DOCUMENTS**

6,216,276 B1 \* 4/2001 Eibert ..... 2/161.2

6,715,152 B2 \* 4/2004 Mazzarolo ..... 2/161.6  
D584,027 S \* 1/2009 Kleinert ..... D2/617  
D595,905 S \* 7/2009 Hong ..... D29/117.1  
D604,027 S \* 11/2009 Kleinert ..... D2/617

\* cited by examiner

*Primary Examiner*—Raphael Barkai

*Assistant Examiner*—Randall H Gholson

(74) *Attorney, Agent, or Firm*—Arent Fox LLP

(57) **CLAIM**

The ornamental design for a glove, as shown and described.

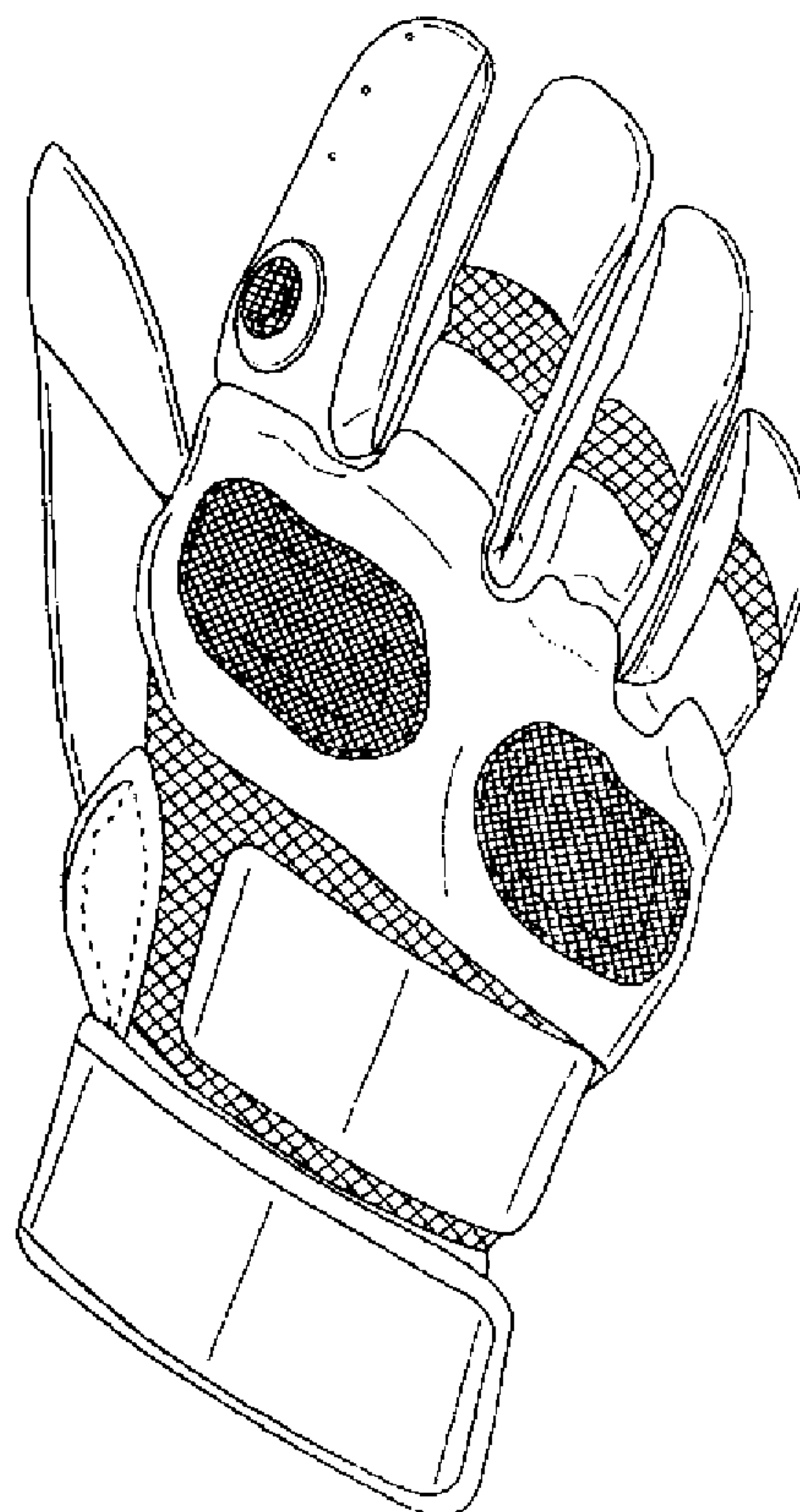
# DESCRIPTION

FIG. 1 is a top plan view of a glove showing my new design, and,

FIG. 2 is a bottom plan view of the design shown in FIG. 1.

The broken lines shown in FIG. 1 are directed to features not claimed and are included for the purpose of illustration only.

**1 Claim, 2 Drawing Sheets**



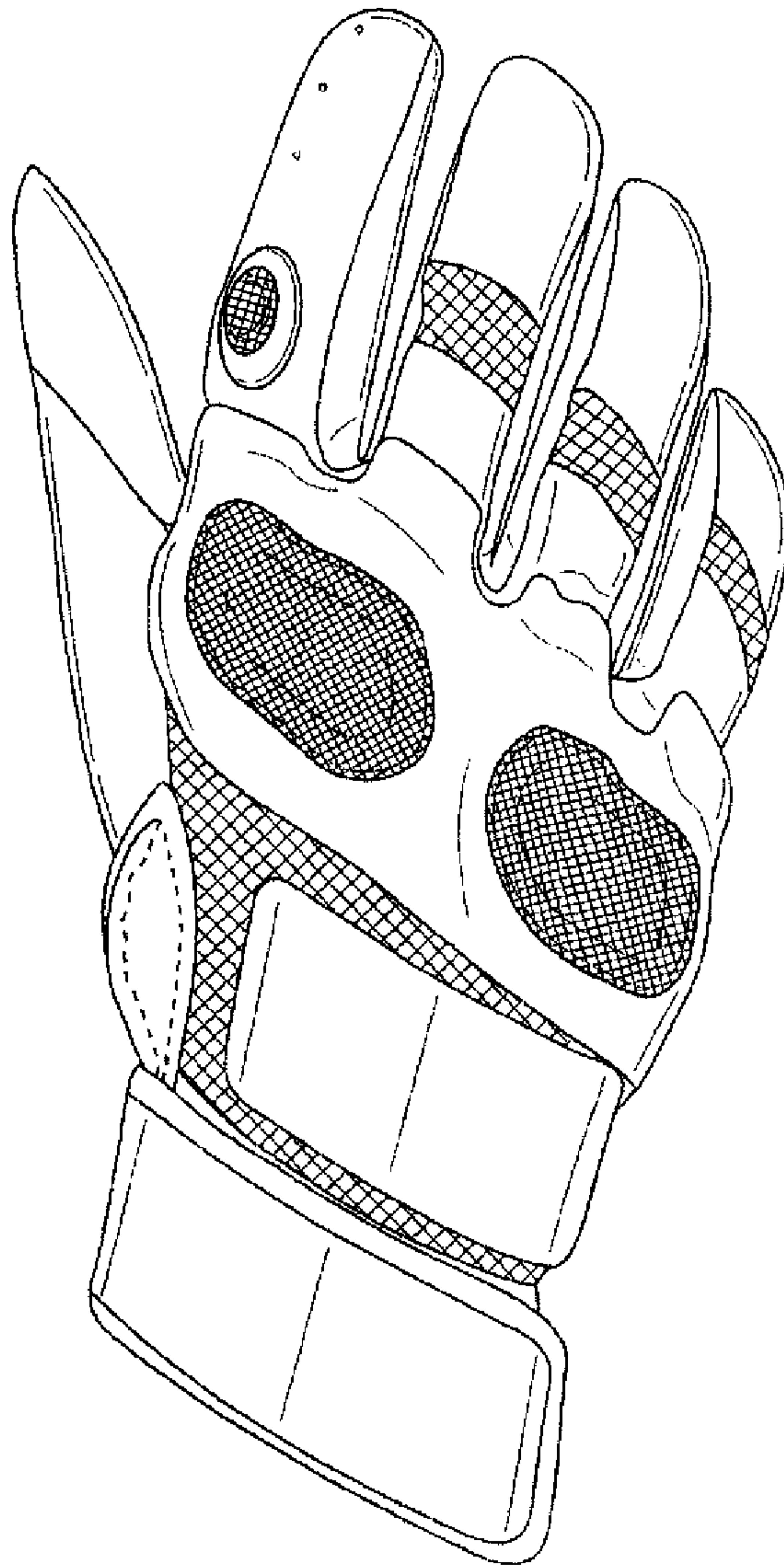


FIG. 1