



US00D619297S

(12) **United States Design Patent**
Huang

(10) **Patent No.:** **US D619,297 S**
(45) **Date of Patent:** **** Jul. 6, 2010**

(54) **LAMPSHADE OF A TABLE LAMP**
(75) Inventor: **Huo-Tu Huang**, Taipei Hsien (TW)
(73) Assignee: **Huangslite Industrial Co., Ltd.**, Taipei Hsien (TW)

D494,302 S * 8/2004 Huang D26/87
D522,157 S * 5/2006 Schnell D26/60
D551,385 S * 9/2007 Huang D26/118
D563,583 S * 3/2008 Iai et al. D26/65
D566,872 S * 4/2008 Michel D26/62
D570,033 S * 5/2008 Huang D26/118

(**) Term: **14 Years**

* cited by examiner

(21) Appl. No.: **29/347,101**

Primary Examiner—Cathron C Brooks
Assistant Examiner—Kevin K Rudzinski

(22) Filed: **Sep. 23, 2009**

(57) **CLAIM**

(51) **LOC (9) Cl.** **26-99**

I claim the ornamental design for lampshade of a table lamp, as shown and described.

(52) **U.S. Cl.** **D26/118**

(58) **Field of Classification Search** D26/109,
D26/65, 141, 63, 123, 142, 118, 76, 85, 60,
D26/61, 62, 64, 66, 72, 93, 103, 113, 119,
D26/122, 124, 87, 128, 129, 138, 140, 145,
D26/155, 74; D13/134; 362/511, 373, 606,
362/607, 277, 282, 285, 287, 410
See application file for complete search history.

DESCRIPTION

FIG. 1 is a perspective view of lampshade of a table lamp showing my new
FIG. 2 is a front elevational view thereof;
FIG. 3 is a rear elevational view thereof;
FIG. 4 is a left side elevational view thereof;
FIG. 5 is a right side elevational view thereof;
FIG. 6 is a top plan view thereof; and,
FIG. 7 is a bottom plan view thereof.

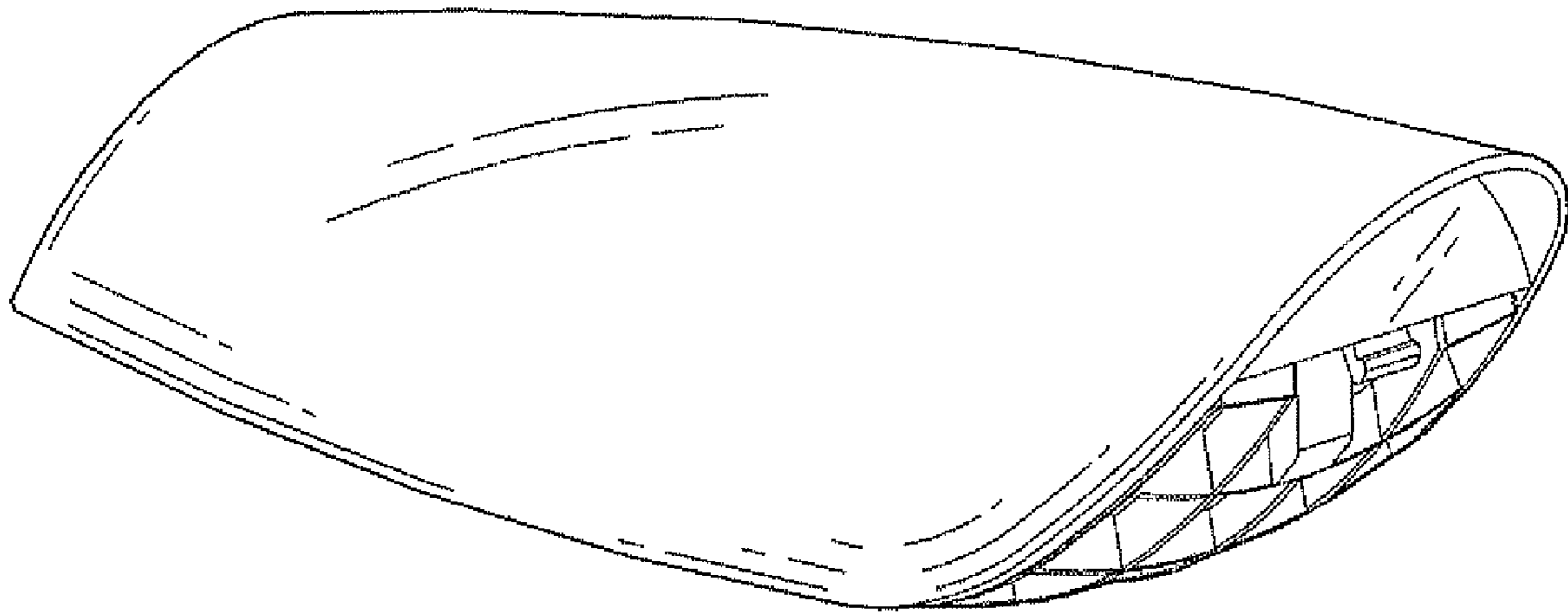
The broken lines shown are included for the purpose of illustrating environmental structure and form no part of the claimed design.

(56) **References Cited**

U.S. PATENT DOCUMENTS

D335,933 S * 5/1993 Yang D26/107
D342,336 S * 12/1993 Blet D26/60
D377,106 S * 12/1996 Chan D26/62
D443,385 S * 6/2001 Maruyama D26/109
D457,672 S * 5/2002 Tsai D26/62
D475,480 S * 6/2003 Huang D26/118
D492,811 S * 7/2004 Huang D26/118

1 Claim, 4 Drawing Sheets






FIG. 1

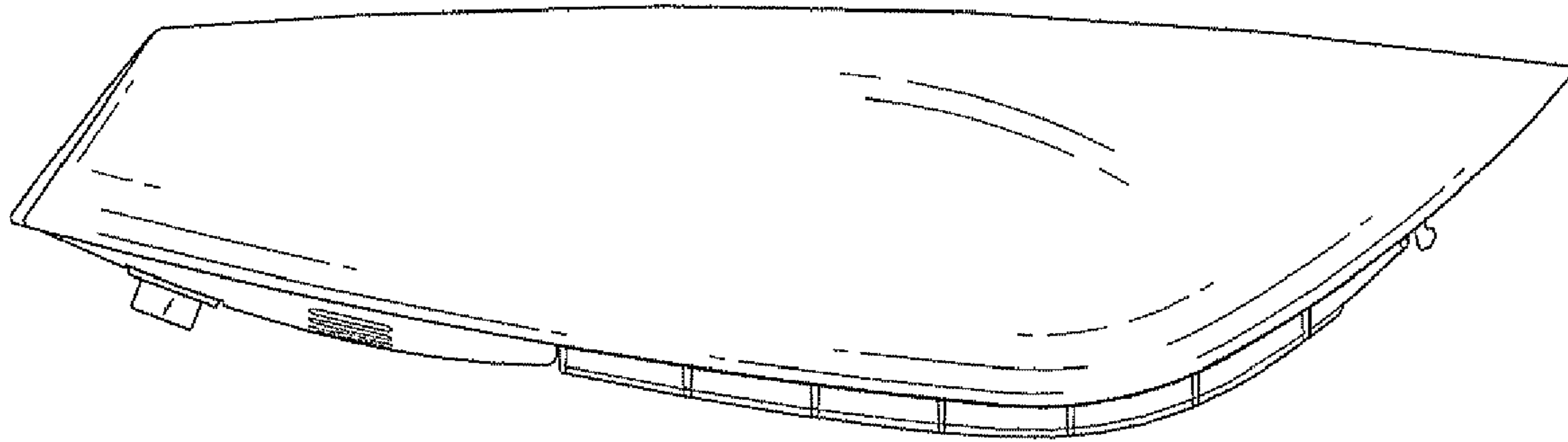


FIG. 2

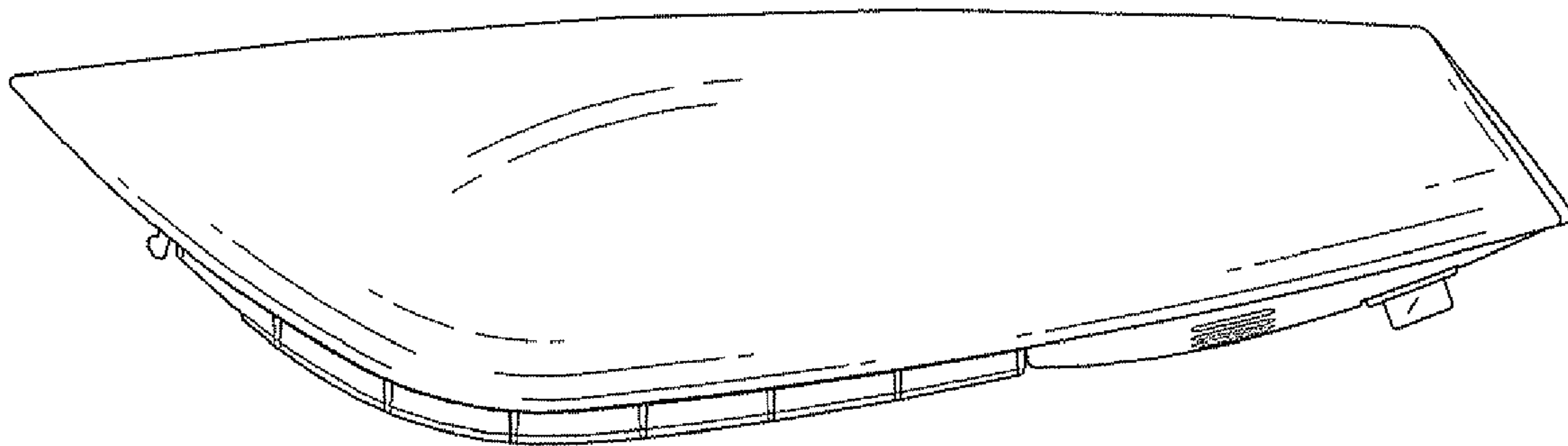


FIG. 3

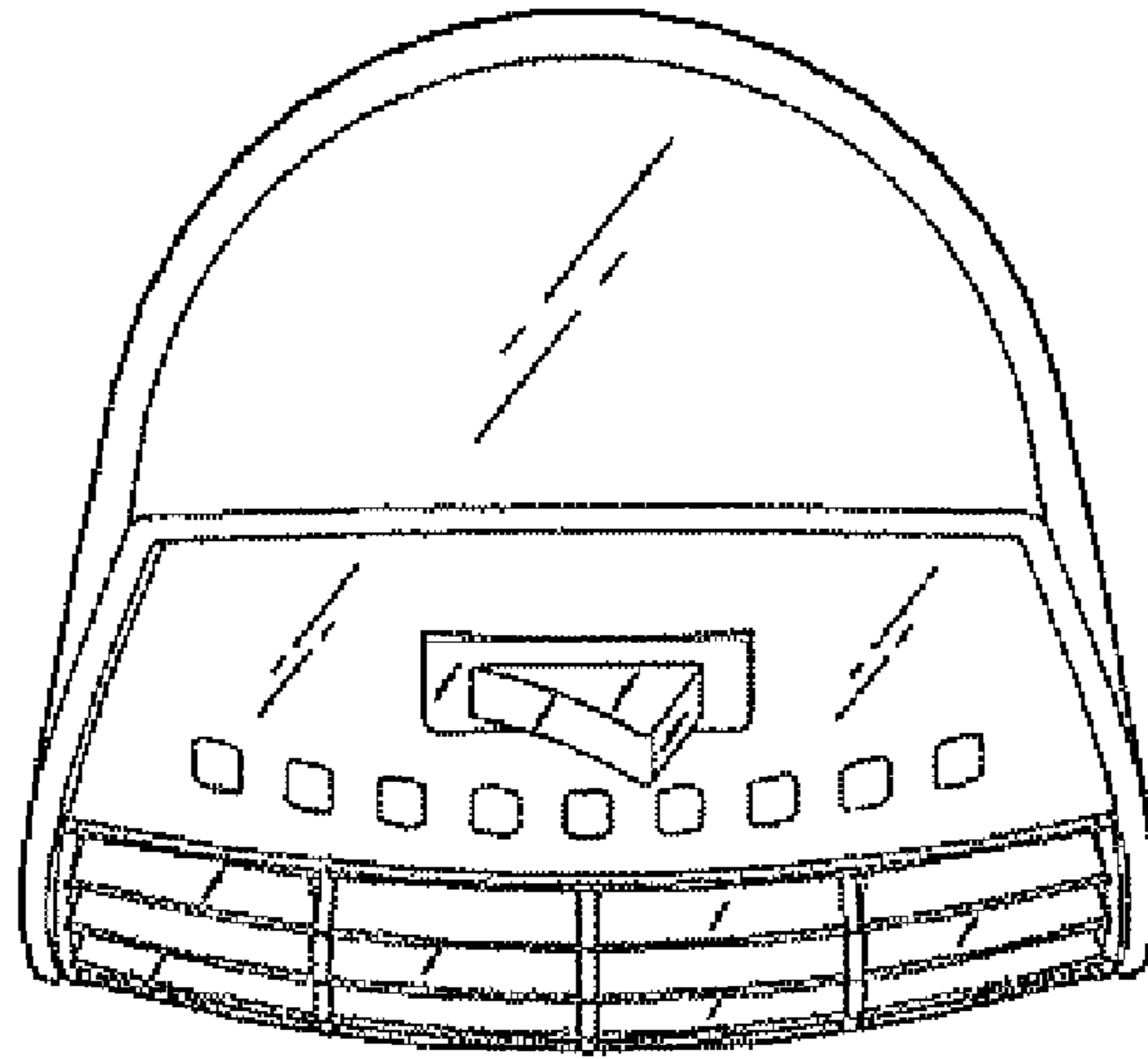


FIG. 4

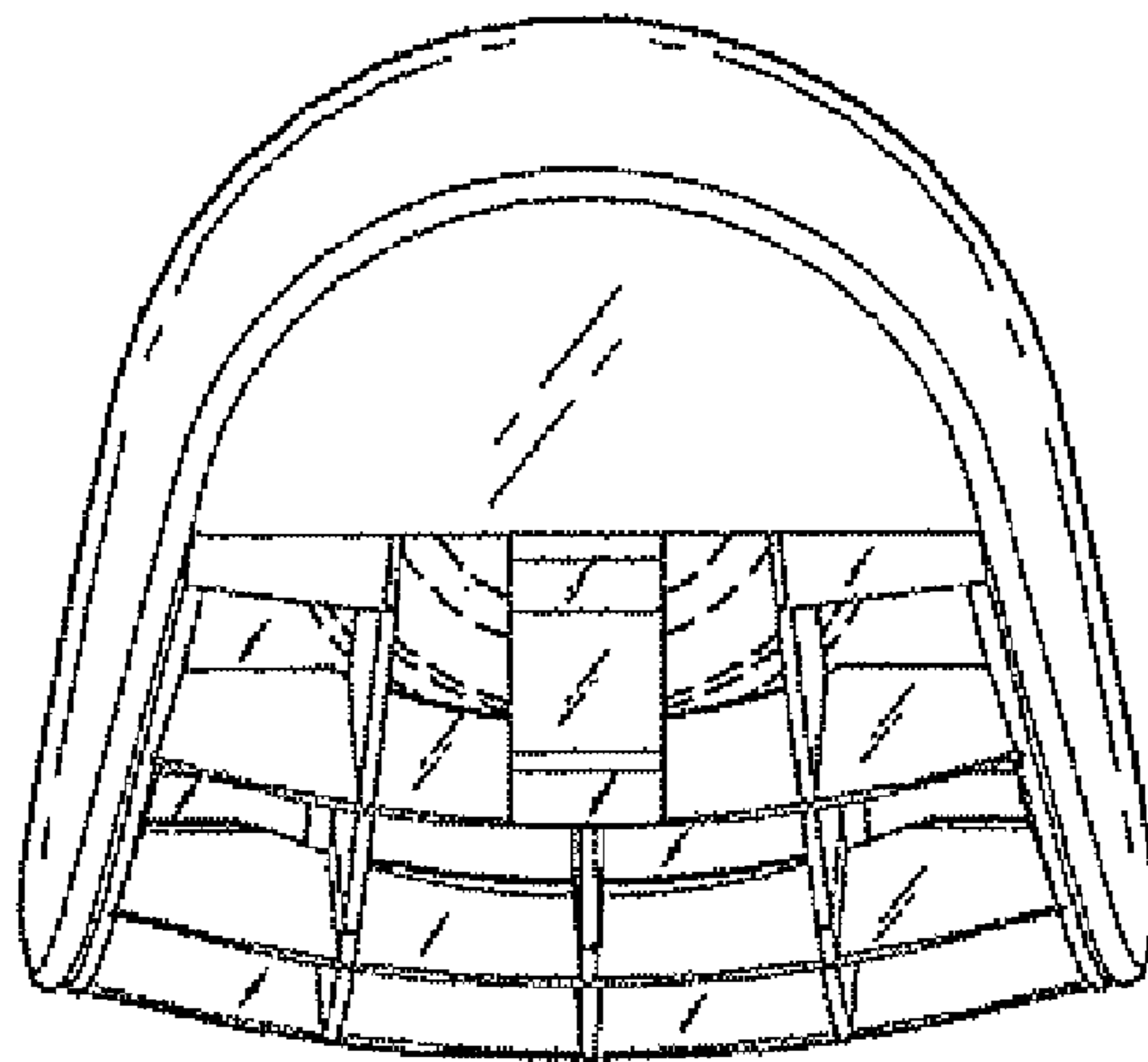


FIG. 5




FIG. 6

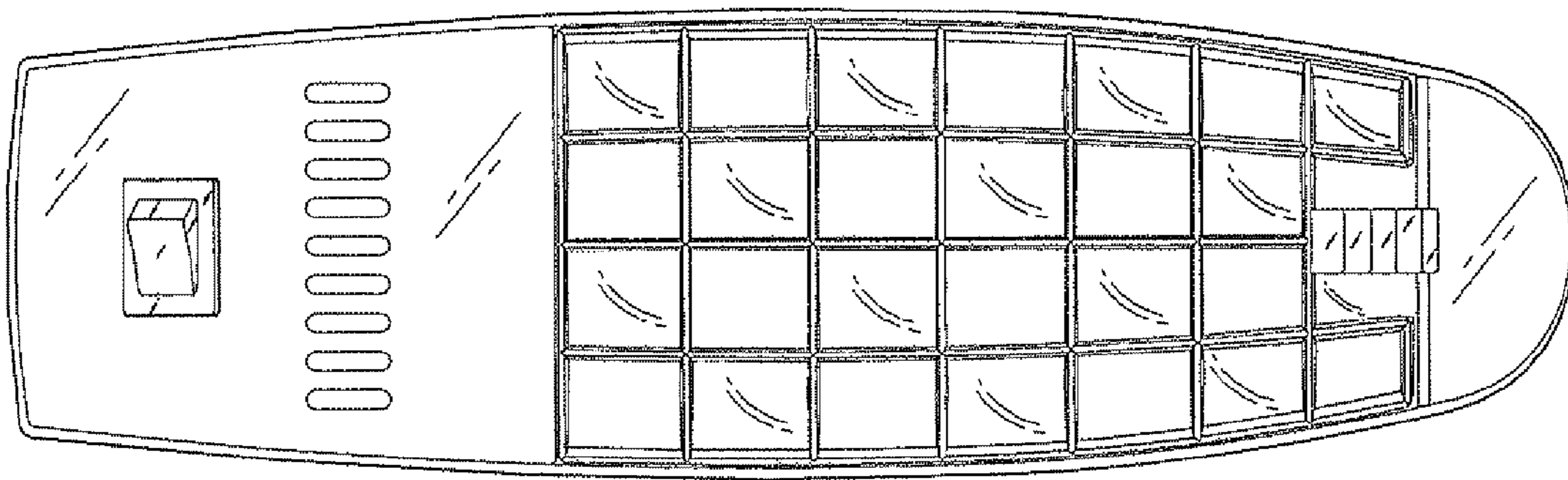


FIG. 7