



US00D619295S

(12) **United States Design Patent**
Lee

(10) **Patent No.:** **US D619,295 S**
(45) **Date of Patent:** **** Jul. 6, 2010**

(54) **LUMINAIRE**

(76) Inventor: **Wen-Sung Lee**, 9F., No. 61, Sec. 2,
Gonyi Rd, Nantun District, Taichung
City (TW) 40861

(**) Term: **14 Years**

(21) Appl. No.: **29/346,894**

(22) Filed: **Nov. 9, 2009**

(51) **LOC (9) Cl.** **26-03**

(52) **U.S. Cl.** **D26/104**

(58) **Field of Classification Search** D26/1,
D26/24, 67, 93-94, 101, 104-110, 113, 118;
362/3, 153, 186, 217, 255, 257, 277, 317,
362/351, 353, 362, 363, 382, 431, 433, 458,
362/806; D6/512-513

See application file for complete search history.

(56) **References Cited**

U.S. PATENT DOCUMENTS

D265,001 S * 6/1982 Graham D26/104

D544,636 S * 6/2007 McMinn D26/118
D544,637 S * 6/2007 McMinn D26/118
D605,812 S * 12/2009 Lesjak D26/104

* cited by examiner

Primary Examiner—Brian N Vinson

(57) **CLAIM**

The ornamental design for a luminaire, as shown and described.

DESCRIPTION

FIG. 1 is a perspective view of a luminaire showing my new design;

FIG. 2 is a front elevational view thereof;

FIG. 3 is a rear elevational view thereof;

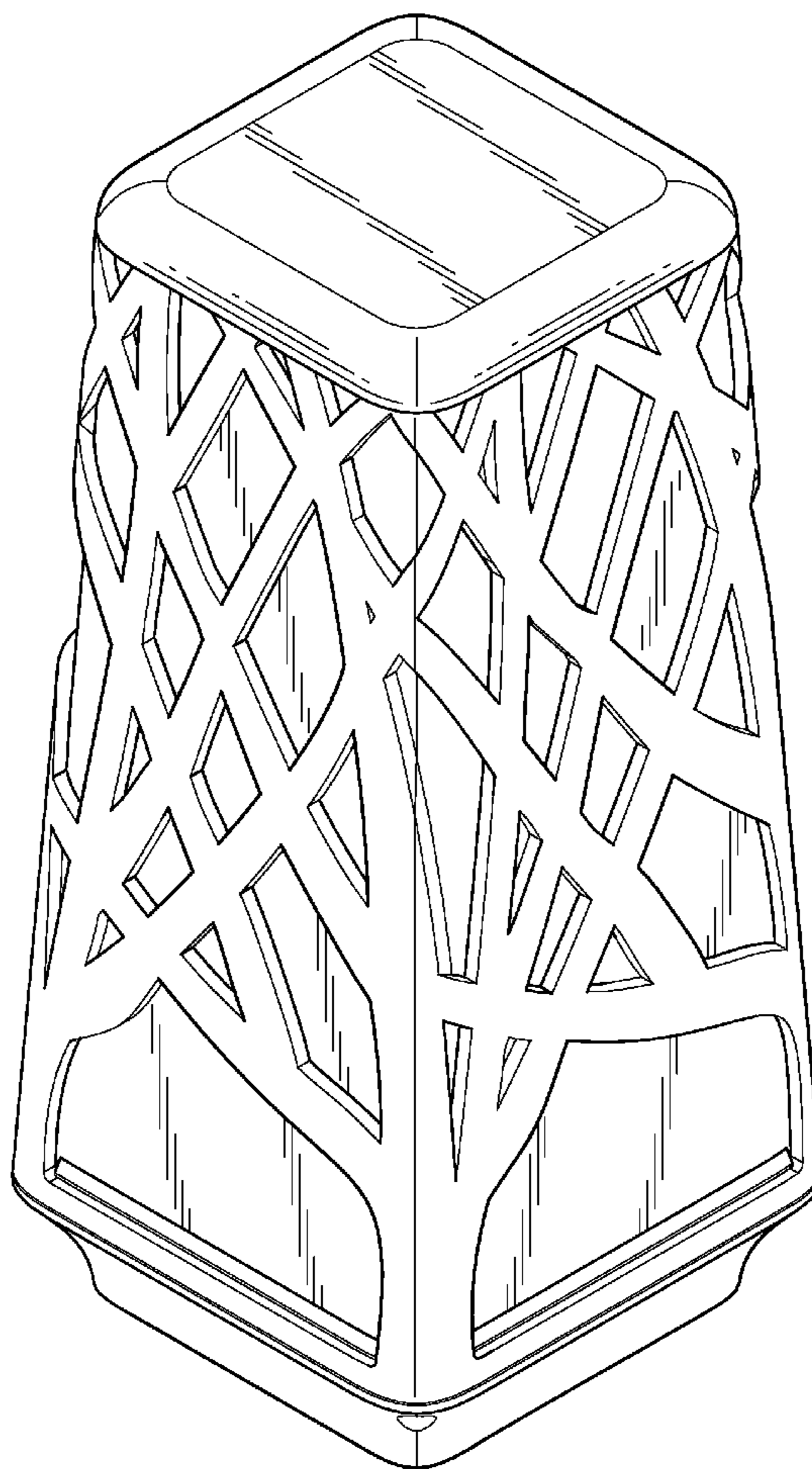
FIG. 4 is a left side view thereof;

FIG. 5 is a right side view thereof;

FIG. 6 is a top plan view thereof; and,

FIG. 7 is a bottom plan view thereof.

1 Claim, 6 Drawing Sheets






FIG. 1




FIG. 2




FIG. 3




FIG. 4




FIG. 5

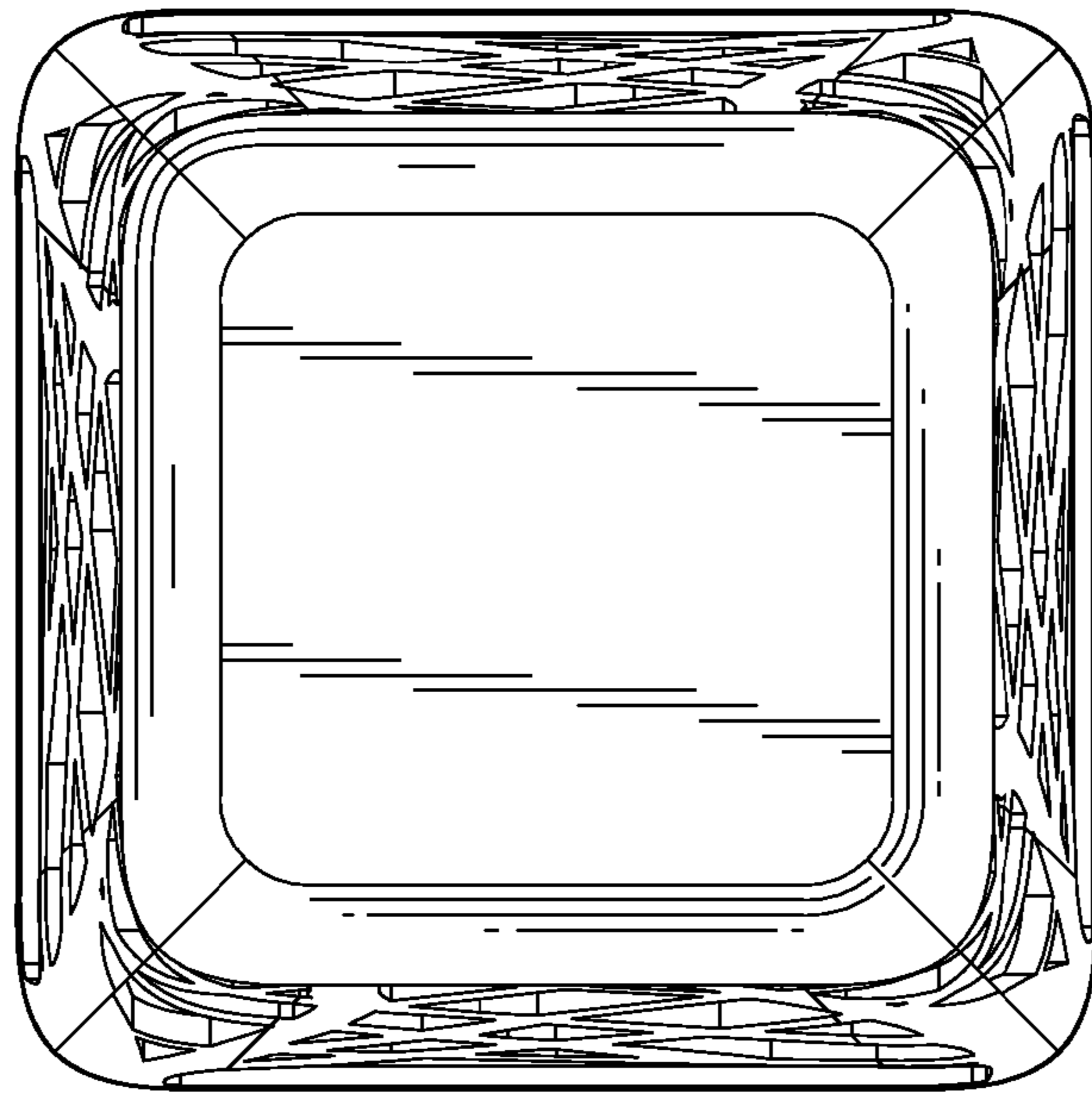


FIG. 6

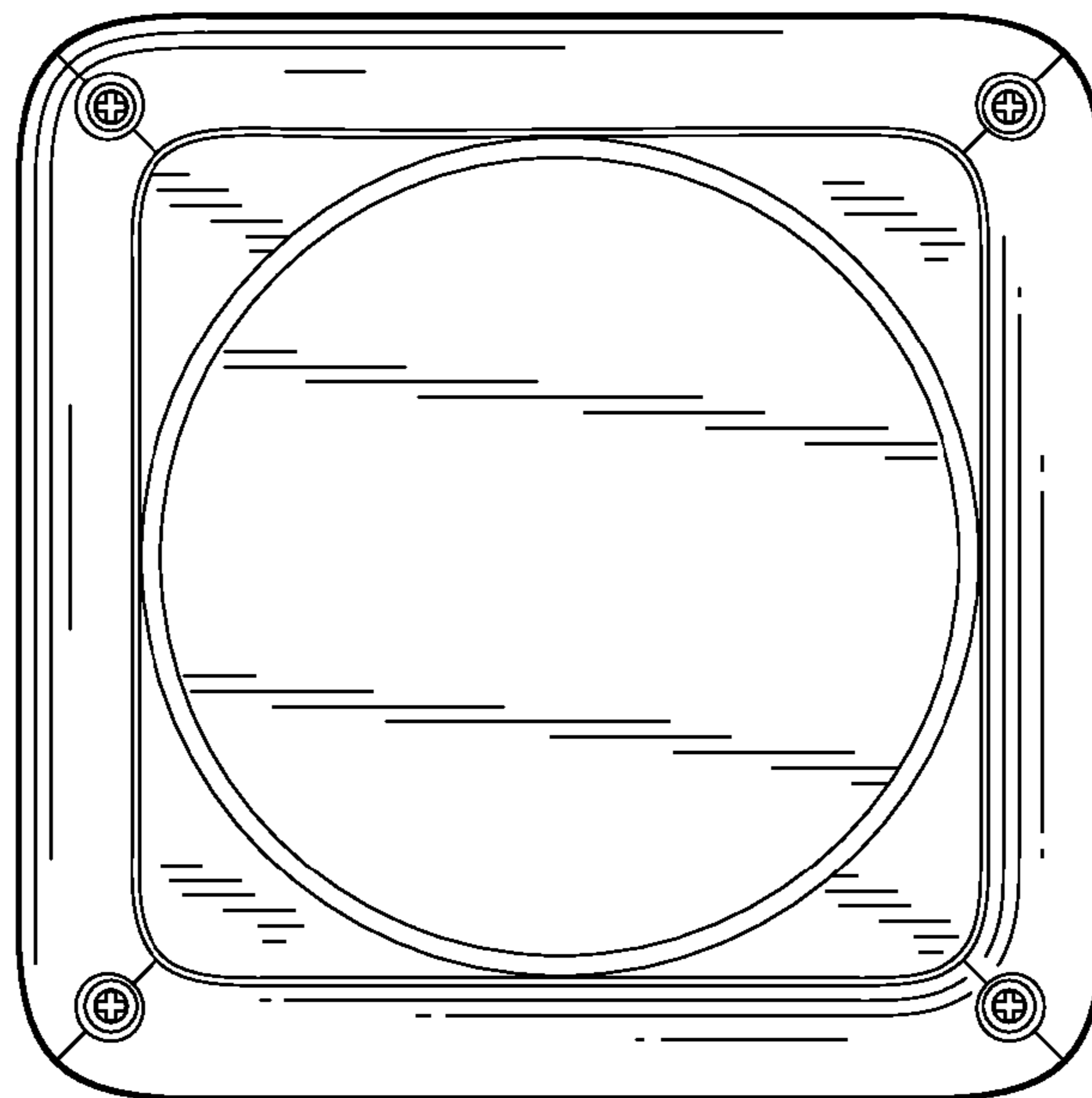


FIG. 7