



US00D619287S

(12) **United States Design Patent**
Liu

(10) **Patent No.:** **US D619,287 S**
(45) **Date of Patent:** **** Jul. 6, 2010**

(54) **LED LAMP**

(76) Inventor: **Yi-Chuan Liu**, 14F, No. 14, Lane 110,
Zhongping Road, Xinxhuang, Taipei
(TW)

(**) Term: **14 Years**

(21) Appl. No.: **29/355,312**

(22) Filed: **Feb. 5, 2010**

(51) **LOC (9) Cl.** **26-05**

(52) **U.S. Cl.** **D26/62**

(58) **Field of Classification Search** D26/61-65,
D26/107; 362/269, 275, 285, 371, 410, 413,
362/414, 418, 419, 427

See application file for complete search history.

(56) **References Cited**

U.S. PATENT DOCUMENTS

D205,463 S *	8/1966	Zelenko	D26/62
D392,404 S *	3/1998	Brown	D26/62
D399,021 S *	9/1998	Lam	D26/106
D411,853 S *	7/1999	Cieslikowski	D16/219
D490,553 S *	5/2004	Waldmann	D26/61
D500,156 S *	12/2004	Kao	D26/61
D505,219 S *	5/2005	Jacquelin	D26/51
D506,018 S *	6/2005	Campo	D26/62

D507,372 S *	7/2005	Lu	D26/62
D588,735 S *	3/2009	Woodard	D26/61
D610,284 S *	2/2010	McDonnell	D26/60

* cited by examiner

Primary Examiner—Clare E Heflin

(57) **CLAIM**

The ornamental design for an LED lamp, as shown and described.

DESCRIPTION

FIG. 1 is a perspective view of an LED lamp showing my new design;

FIG. 2 is a front view thereof;

FIG. 3 is a rear view thereof;

FIG. 4 is a left side view thereof;

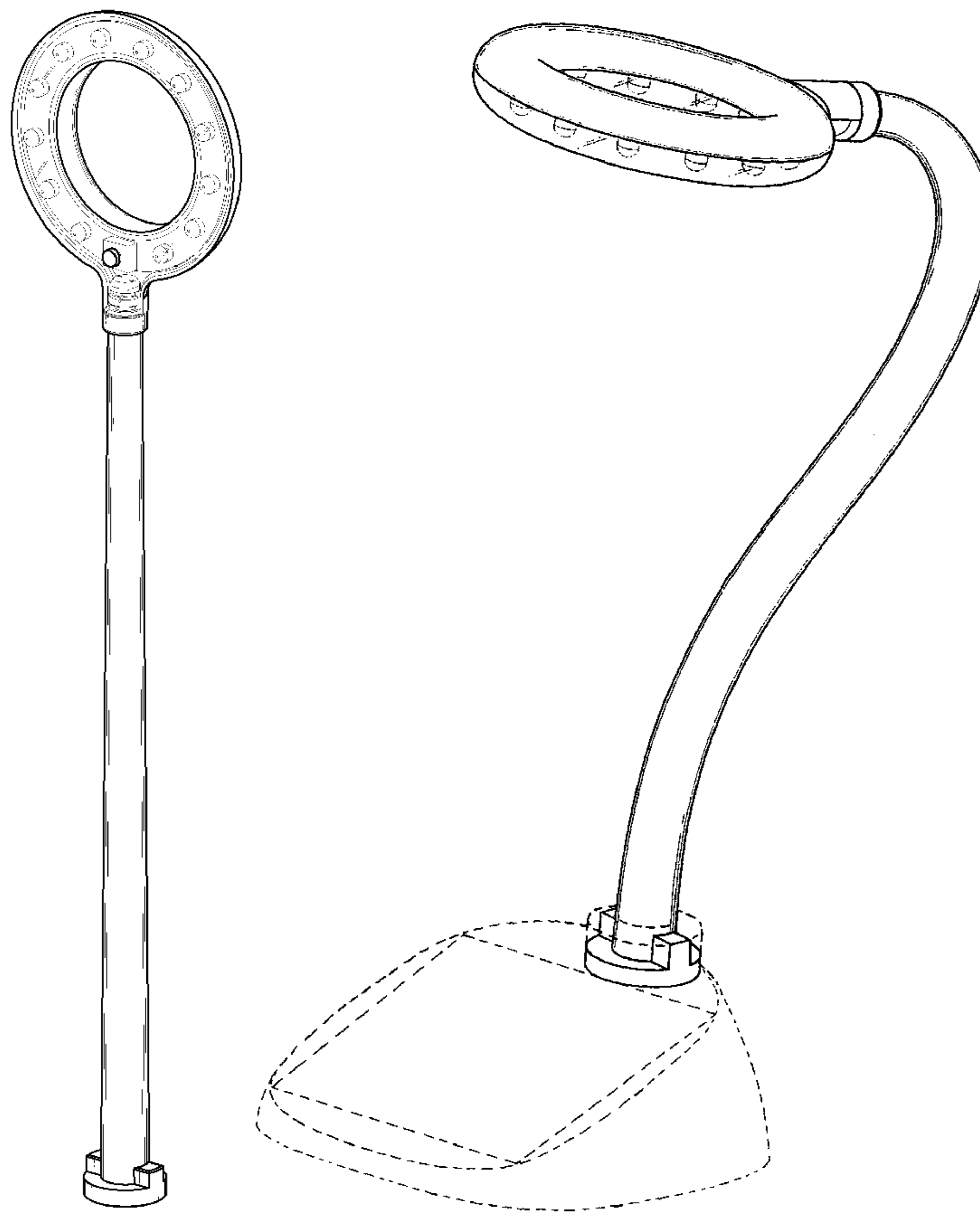
FIG. 5 is a right side view thereof;

FIG. 6 is a top plan view thereof;

FIG. 7 is a bottom plan view thereof; and,

FIG. 8 is a perspective view showing the LED lamp having an arm being bent and mounted on a stand which is illustrated in broken lines and forms no part of the claimed design.

1 Claim, 7 Drawing Sheets



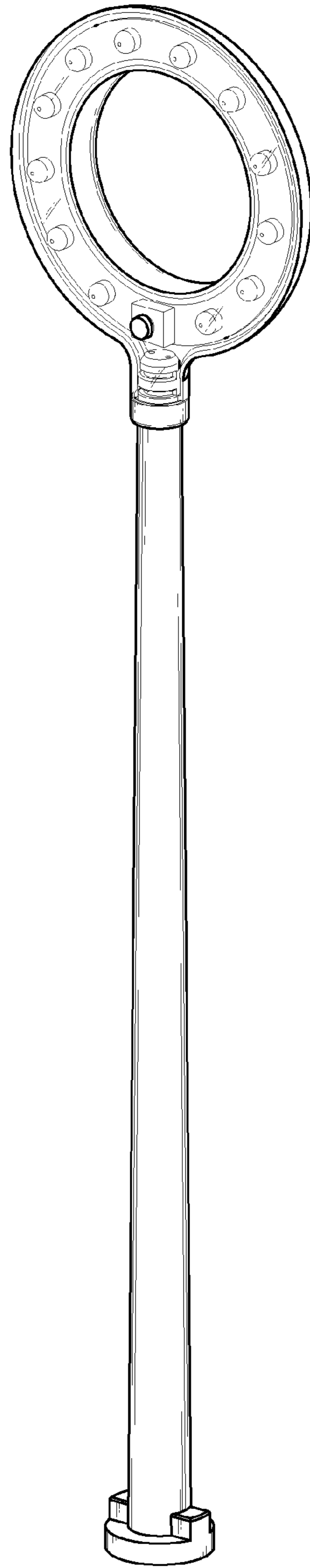


FIG. 1

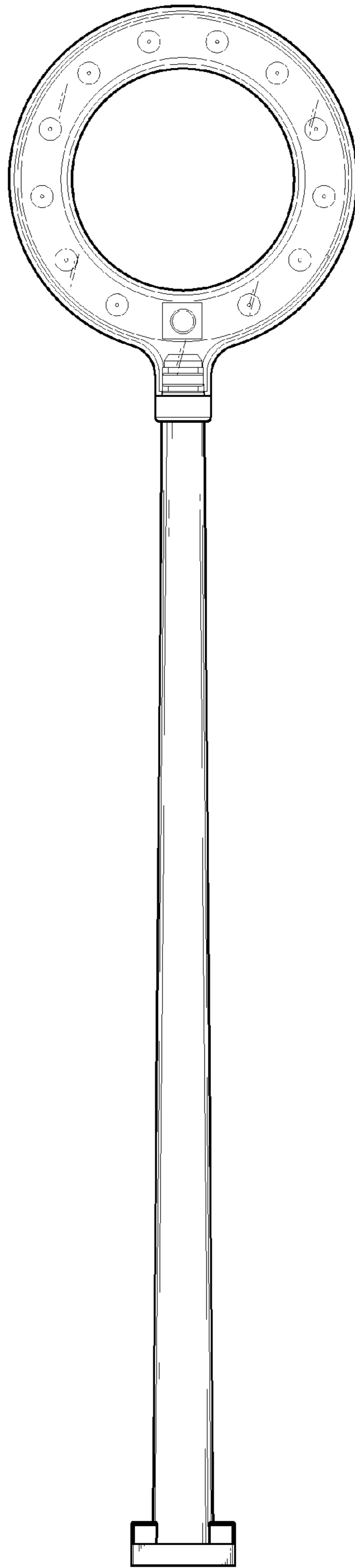


FIG. 2

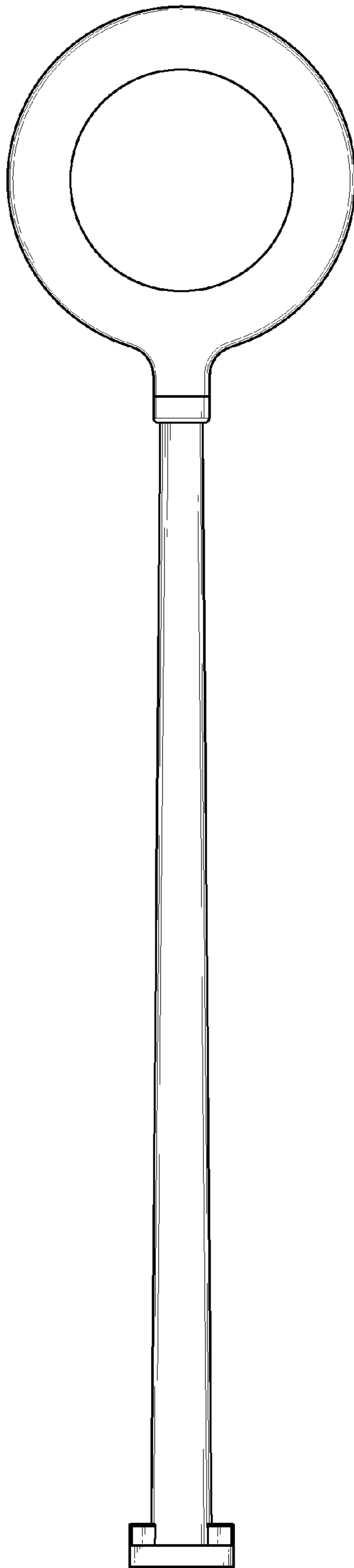


FIG. 3

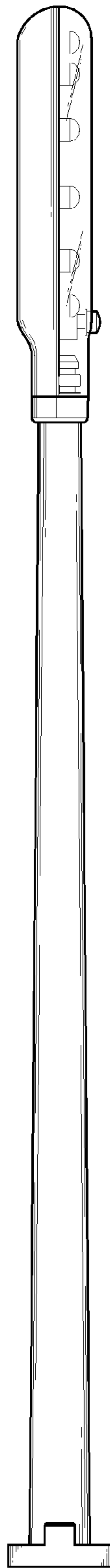


FIG. 4

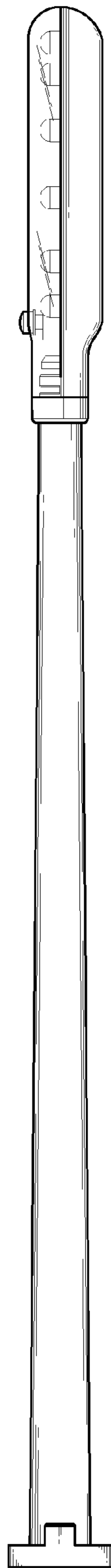


FIG. 5

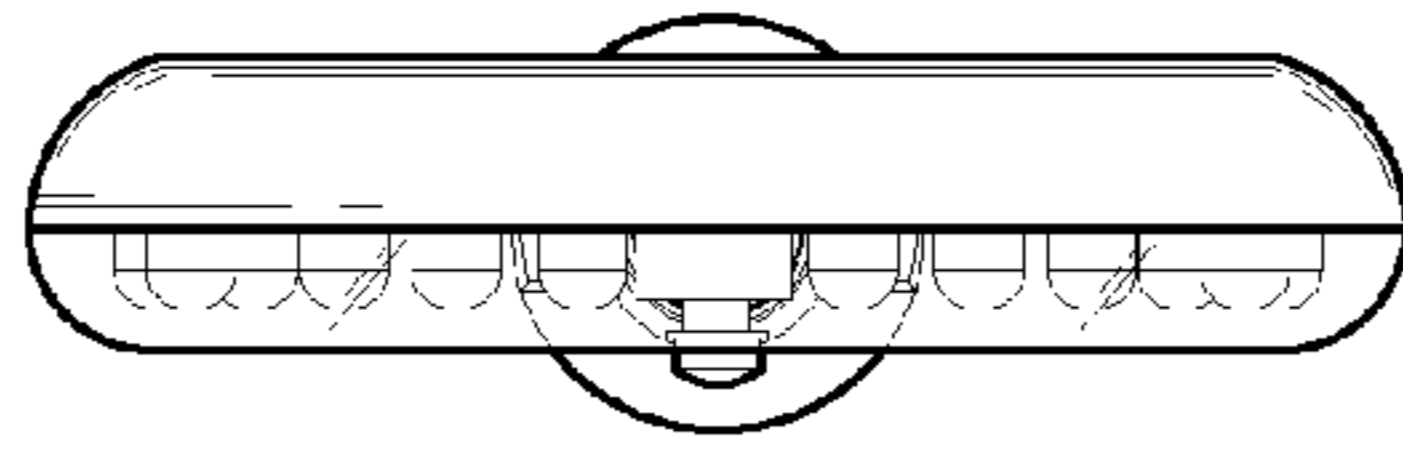


FIG. 6

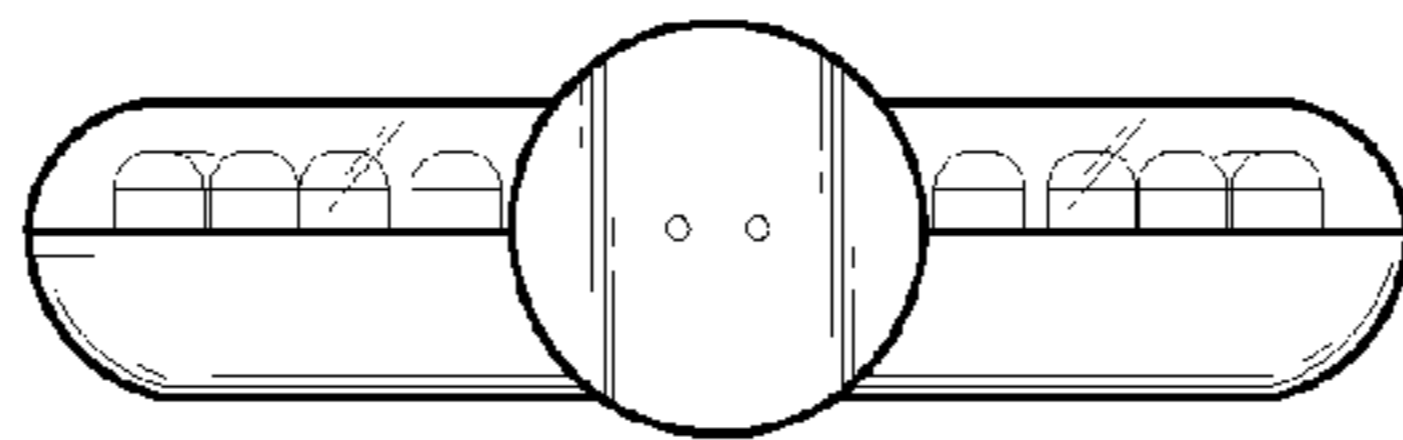


FIG. 7

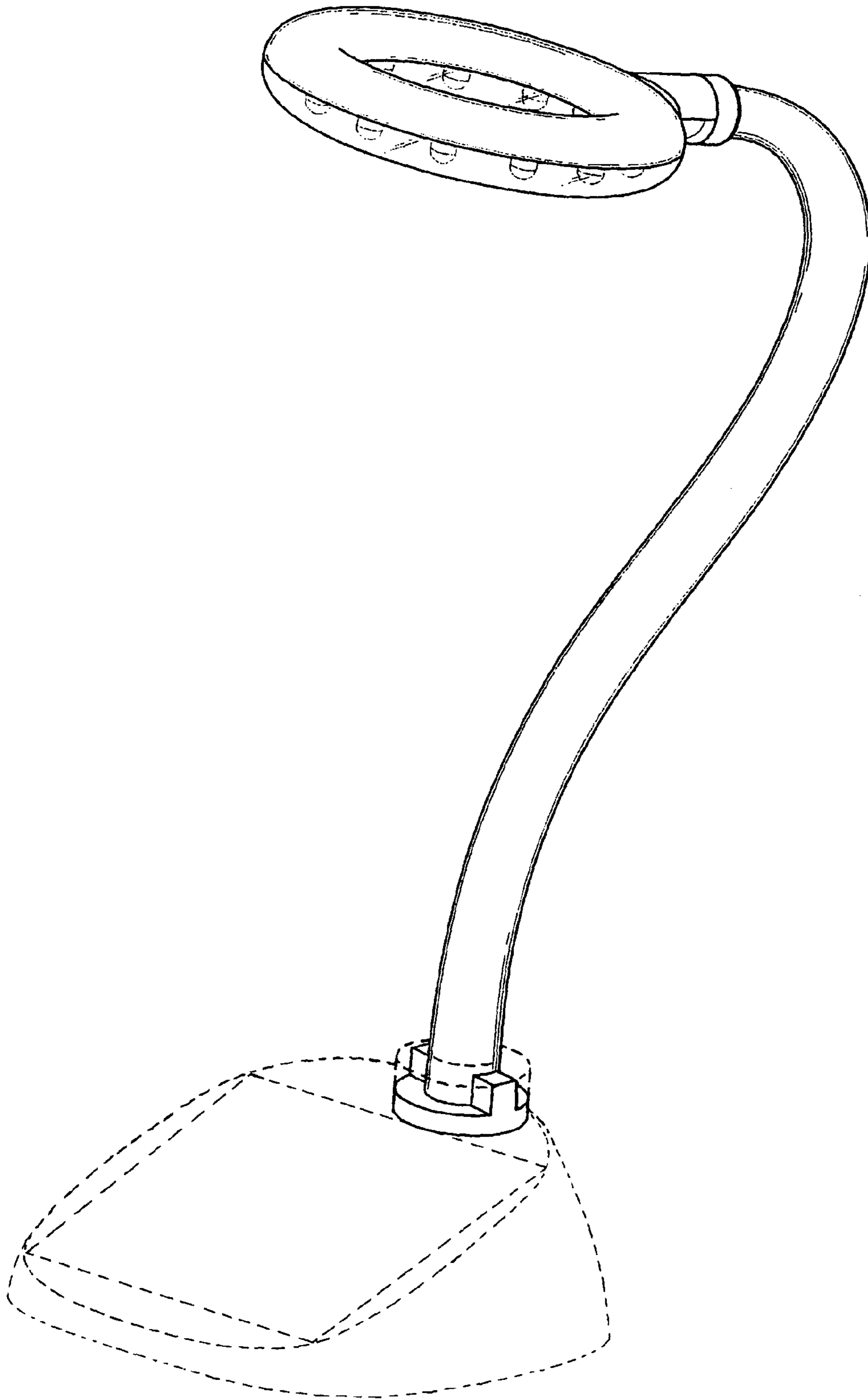


FIG. 8