



US00D619267S

(12) **United States Design Patent**
Beckwith et al.

(10) **Patent No.:** **US D619,267 S**

(45) **Date of Patent:** **** *Jul. 6, 2010**

(54) **KNEE SUPPORT**

(75) Inventors: **Tanya L. Beckwith**, Inver Grove Heights, MN (US); **Alexandra I. Lindquist**, Buffalo, NY (US); **Maria T. Mann**, Woodbury, MN (US)

(73) Assignee: **3M Innovative Properties Company**, St. Paul, MN (US)

(*) Notice: This patent is subject to a terminal disclaimer.

(**) Term: **14 Years**

(21) Appl. No.: **29/320,953**

(22) Filed: **Jul. 8, 2008**

(51) **LOC (9) Cl.** **24-01**

(52) **U.S. Cl.** **D24/190**

(58) **Field of Classification Search** D24/189-192, D24/206; D29/100, 120.1, 121.1; D2/627, D2/702; 602/1-2, 4-8, 19-23, 26, 60-62; 128/100.1, 876, 892, 894; 2/16, 24, 62; 219/211, 219/527, 544, 549

See application file for complete search history.

(56) **References Cited**

U.S. PATENT DOCUMENTS

2,054,768	A *	9/1936	Gale, Jr.	602/59
2,302,710	A *	11/1942	Nordblom	297/465
D239,981	S *	5/1976	Arluck	D24/190
D242,955	S *	1/1977	Arluck	D24/190
4,370,978	A	2/1983	Palumbo	
4,378,009	A *	3/1983	Rowley et al.	602/13
4,724,831	A *	2/1988	Huntjens	602/26
5,024,216	A *	6/1991	Shiono	602/26
5,086,761	A *	2/1992	Ingram	602/26
5,139,479	A	8/1992	Peters	
5,399,153	A	3/1995	Caprio, Jr. et al.	
5,472,413	A *	12/1995	Detty	602/26

5,513,658	A *	5/1996	Goseki	128/882
5,695,452	A	12/1997	Grim	
D389,582	S	1/1998	Bodenschatz et al.	
6,024,714	A *	2/2000	Katzin	602/62
D471,632	S *	3/2003	Dunshee et al.	D24/189
6,582,382	B2	6/2003	Domanski et al.	
D510,140	S *	9/2005	Brown	D24/200
7,048,703	B2 *	5/2006	Riach	602/13
D533,668	S *	12/2006	Brown	D24/200
D571,923	S *	6/2008	Roberts	D24/192
2005/0038367	A1	2/2005	McCormick et al.	
2007/0185423	A1	8/2007	Brown	

FOREIGN PATENT DOCUMENTS

EP	0 970 668	A1	1/2000
EP	0970670		1/2000
JP	7-194649		8/1995
JP	9-28724		2/1997
JP	2001/017462		1/2001
JP	2001-25522		1/2001

* cited by examiner

Primary Examiner—Philip S Hyder
Assistant Examiner—Susan E Krakower
(74) *Attorney, Agent, or Firm*—Lisa P. Fulton

(57) **CLAIM**

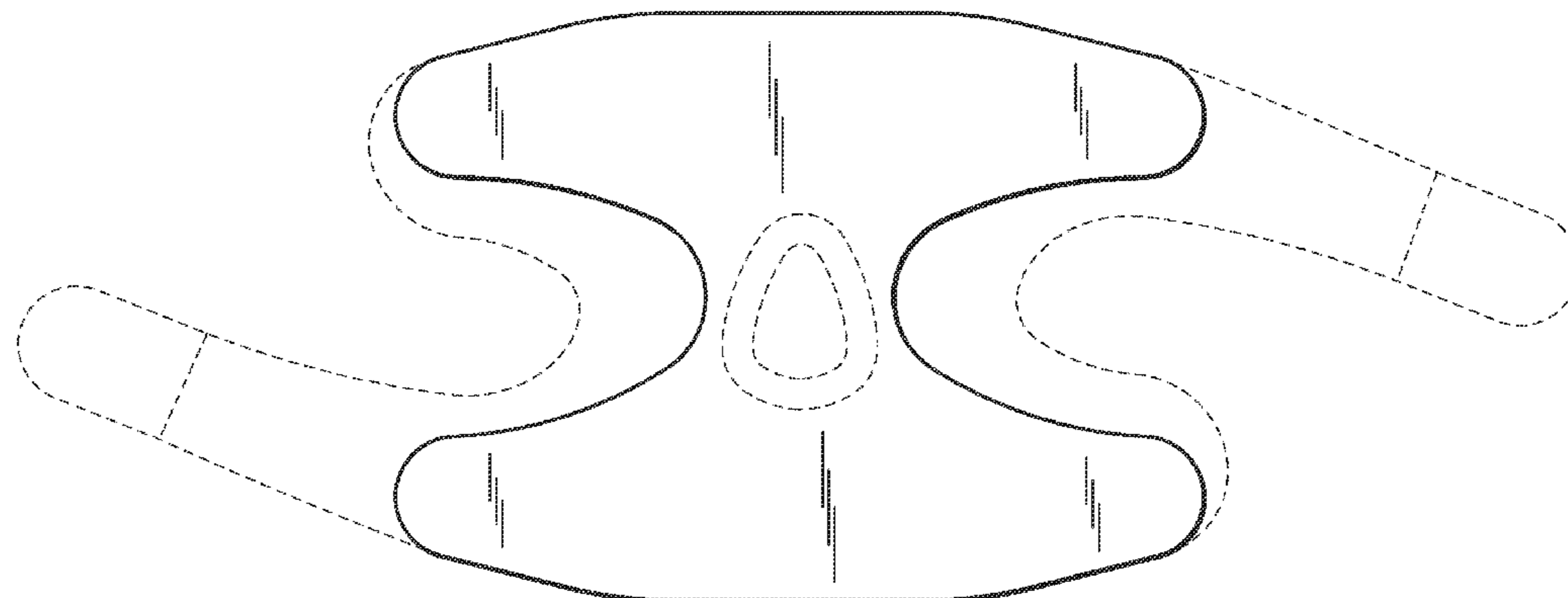
The ornamental design for a knee support, as shown and described.

DESCRIPTION

FIG. 1 is a perspective view of a knee support; and, FIG. 2 is a top view thereof.

The broken lines outside of the claimed design illustrate environmental structure and form no part of the claimed design. The broken lines on the surface of the claimed design represent boundary lines and form no part of the claimed design.

1 Claim, 2 Drawing Sheets



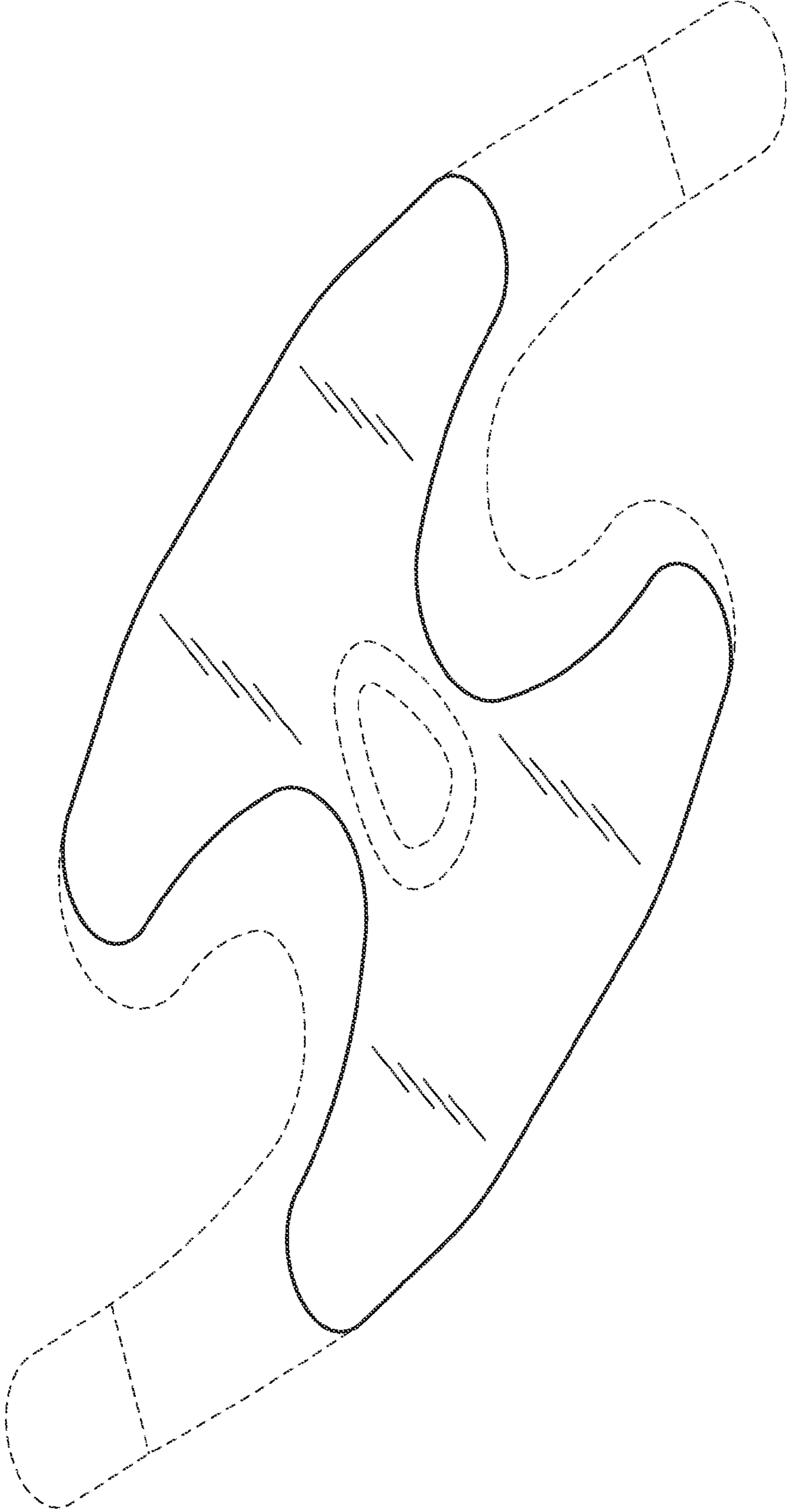


FIG. 1

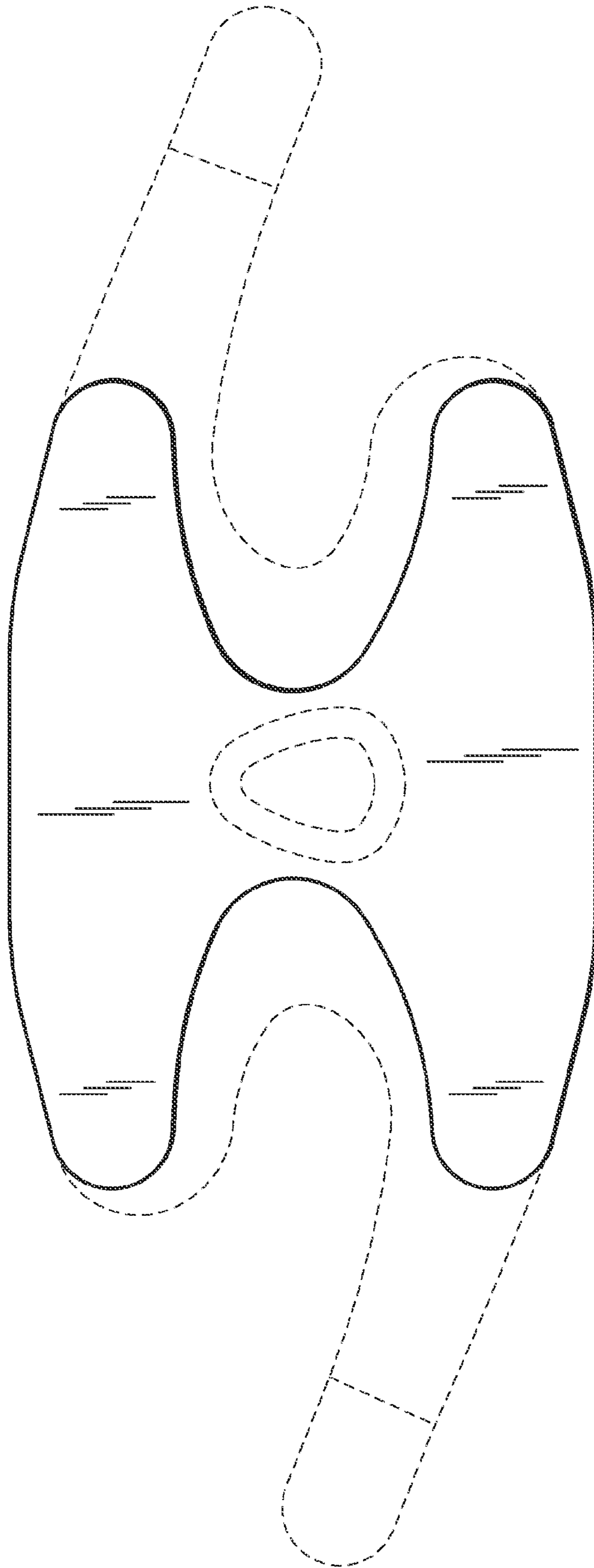


FIG. 2