

US00D619261S

(12) **United States Design Patent**
Hirayoshi

(10) **Patent No.:** **US D619,261 S**
(45) **Date of Patent:** **** Jul. 6, 2010**

(54) **DENTAL CABINET**

(75) Inventor: **Michihiro Hirayoshi**, Manchester, MO
(US)

(73) Assignee: **Koken Manufacturing Co., Inc.**, St.
Louis, MO (US)

(**) Term: **14 Years**

(21) Appl. No.: **29/323,493**

(22) Filed: **Aug. 26, 2008**

Related U.S. Application Data

(62) Division of application No. 29/295,323, filed on Sep.
26, 2007, now Pat. No. Des. 594,557.

(51) **LOC (9) Cl.** **24-02**

(52) **U.S. Cl.** **D24/177; D6/442; D23/286**

(58) **Field of Classification Search** D24/152-154,
D24/177-179, 186; D6/157, 158, 159, 167,
D6/168, 169, 164, 139, 181, 442, 396, 397;
D23/286; 312/209, 279, 319, 328
See application file for complete search history.

(56) **References Cited**

U.S. PATENT DOCUMENTS

D202,270	S *	9/1965	Federman	D24/177
D226,483	S *	3/1973	Schwartz	D24/177
D227,106	S *	6/1973	Webb et al.	D24/177
D227,891	S *	7/1973	Welsh	D24/177
D229,463	S *	12/1973	Marshall et al.	D24/177
D231,230	S *	4/1974	Jenkins et al.	D24/177
D233,437	S *	10/1974	Jenkins et al.	D24/177
D240,134	S *	6/1976	Pierson	D24/177
D241,549	S *	9/1976	Rots	D24/177
4,130,070	A	12/1978	Herrin		
4,271,766	A *	6/1981	Schmiedeler	108/179
4,275,940	A	6/1981	Draper		
D267,340	S *	12/1982	Watanabe	D24/177
4,383,708	A	5/1983	Lamberth		
4,482,066	A	11/1984	Dykstra		
D277,698	S *	2/1985	Newman	D24/177
D279,125	S *	6/1985	Newman	D24/177

D282,682	S *	2/1986	Case et al.	D24/185
D287,624	S *	1/1987	Landan et al.	D24/185
D288,267	S *	2/1987	Meyer	D6/481
4,744,309	A	5/1988	Kiesel et al.		
D298,392	S *	11/1988	Hunkele	D6/427
4,781,127	A	11/1988	Conley		
4,938,441	A	7/1990	Hannah et al.		
4,938,548	A *	7/1990	Richardson	312/233
D315,197	S	3/1991	Brandis		
D334,029	S *	3/1993	Reising	D20/1
5,257,851	A	11/1993	Kanaya		
D367,383	S *	2/1996	Hatrick-Smith	D6/470
5,577,817	A *	11/1996	Reynolds	312/107
6,213,575	B1 *	4/2001	Brin et al.	312/140.1
D469,522	S *	1/2003	Draheim et al.	D23/286
6,592,156	B2	7/2003	Levine		
D532,991	S	12/2006	Gozzi et al.		
D535,368	S *	1/2007	Nelson	D23/286

(Continued)

Primary Examiner—Ian Simmons

Assistant Examiner—Charles D Hanson

(74) *Attorney, Agent, or Firm*—Polster Lieder Woodruff &
Lucchessi, LC

(57) **CLAIM**

The ornamental design for a dental cabinet, as shown and
described.

DESCRIPTION

FIG. 1 is a front perspective view of the dental cabinet;

FIG. 2 is a front view thereof;

FIG. 3 is a right side view thereof;

FIG. 4 is a back view thereof;

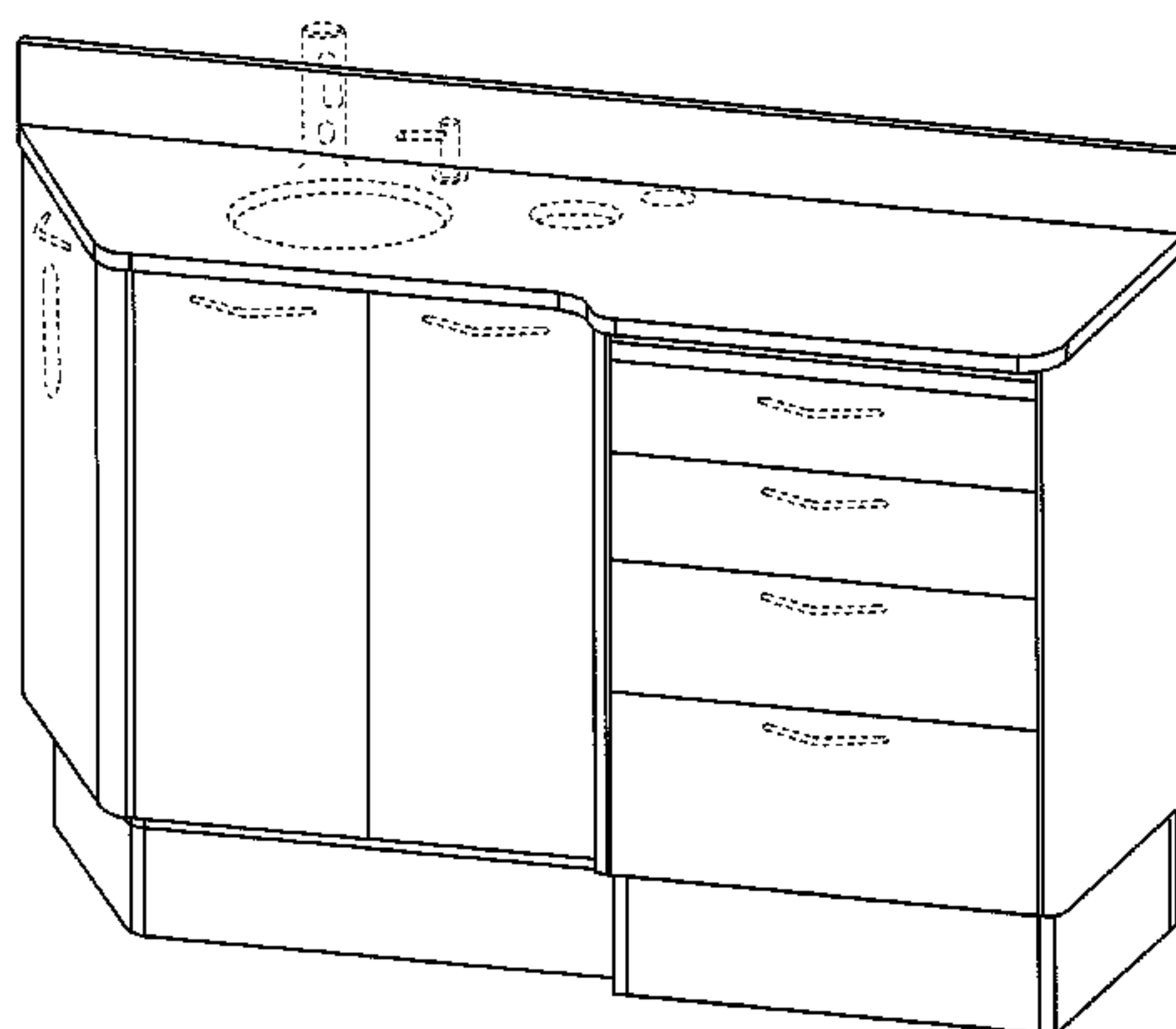
FIG. 5 is a left side view thereof;

FIG. 6 is a top view thereof; and,

FIG. 7 is a bottom view thereof.

The broken lines are included for the purpose of illustrating
environmental structure and form no part of the claimed
design.

1 Claim, 7 Drawing Sheets



US D619,261 S

Page 2

U.S. PATENT DOCUMENTS							
				2009/0079305	A1*	3/2009	Hirayoshi 312/209
D585,118	S	*	1/2009	Ziemann et al.	D23/286		
D594,557	S	*	6/2009	Hirayoshi	D24/177		
D599,895	S	*	9/2009	Heinz et al.	D23/286		
							* cited by examiner

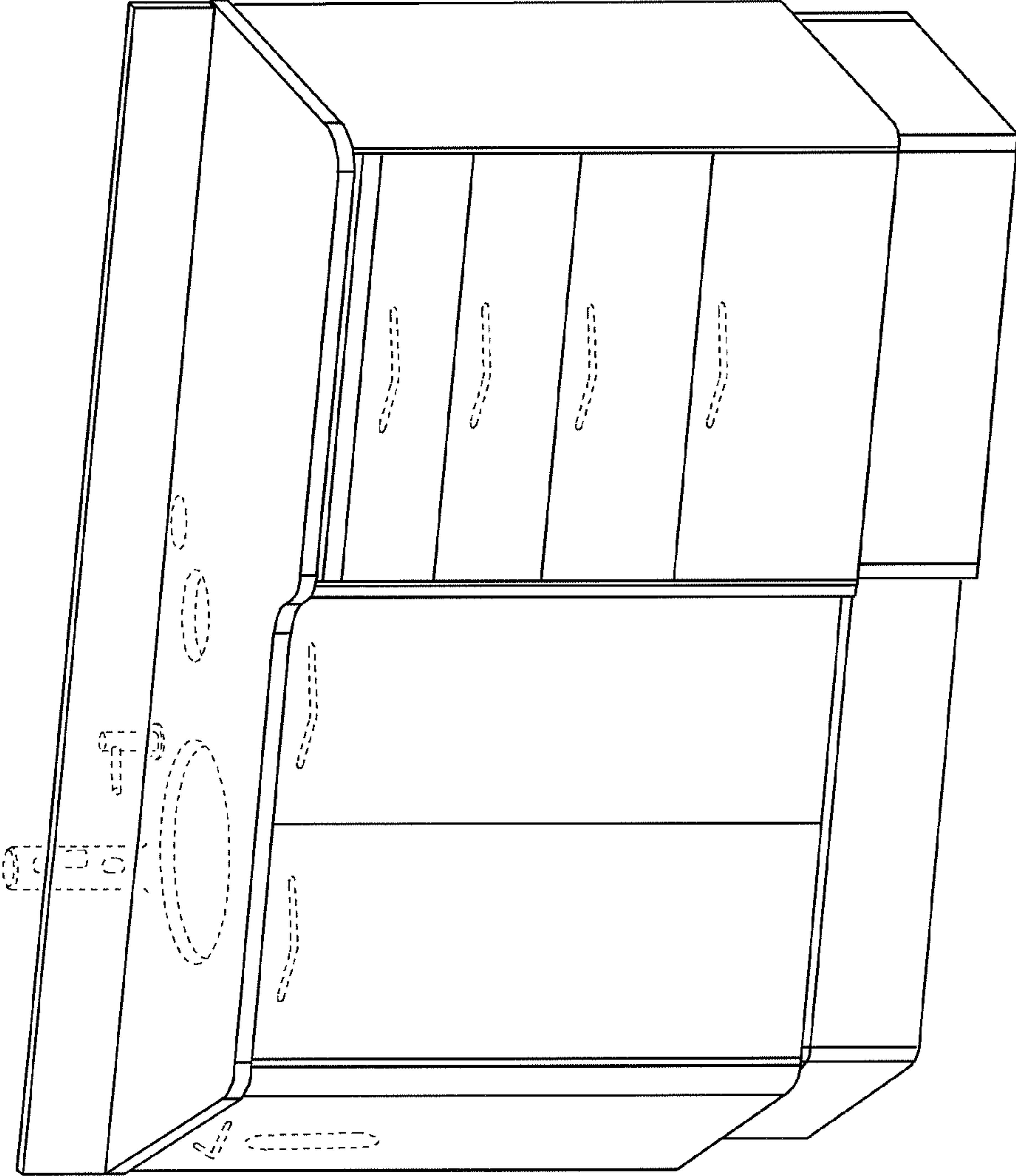


FIG. 1

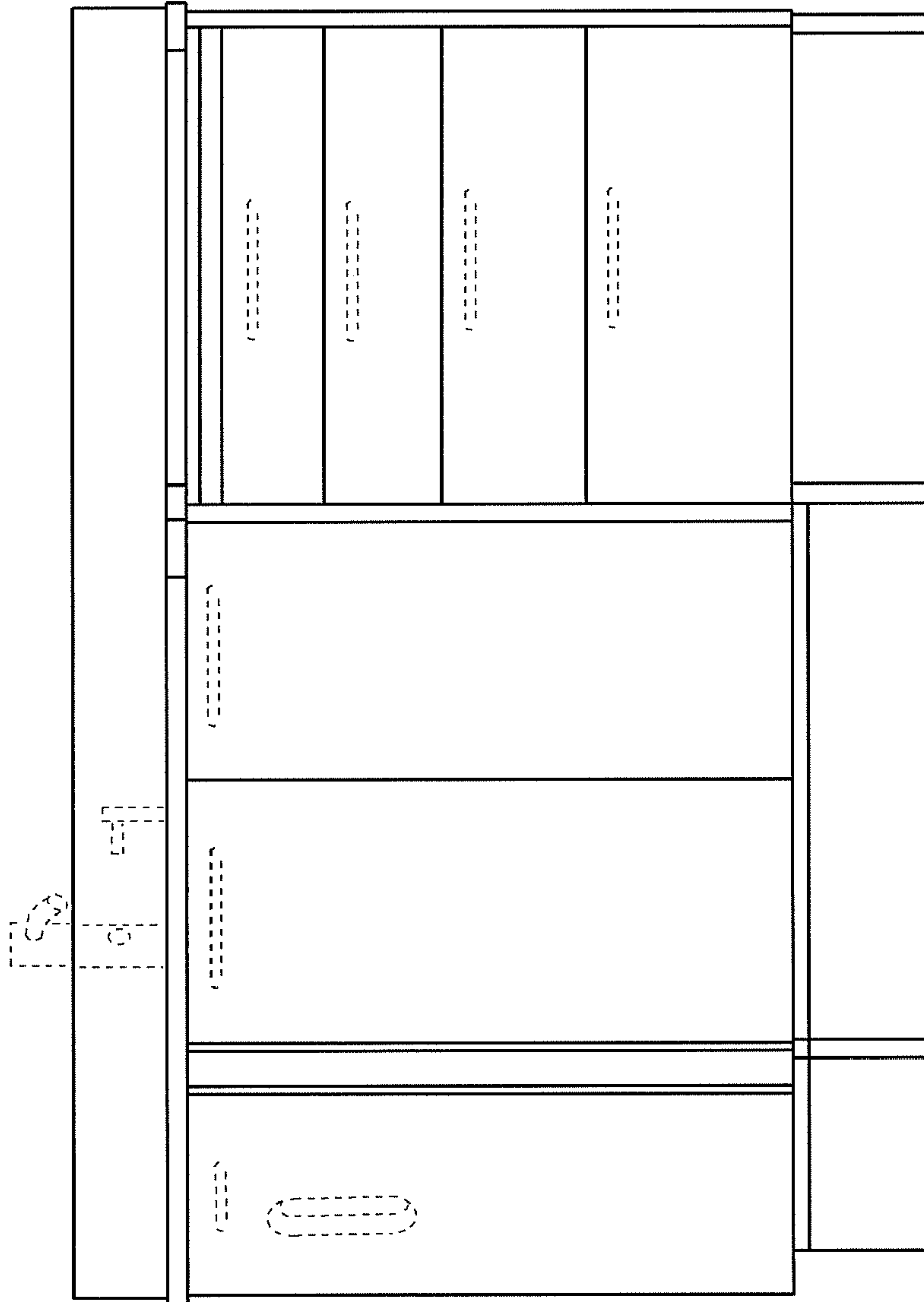


FIG. 2

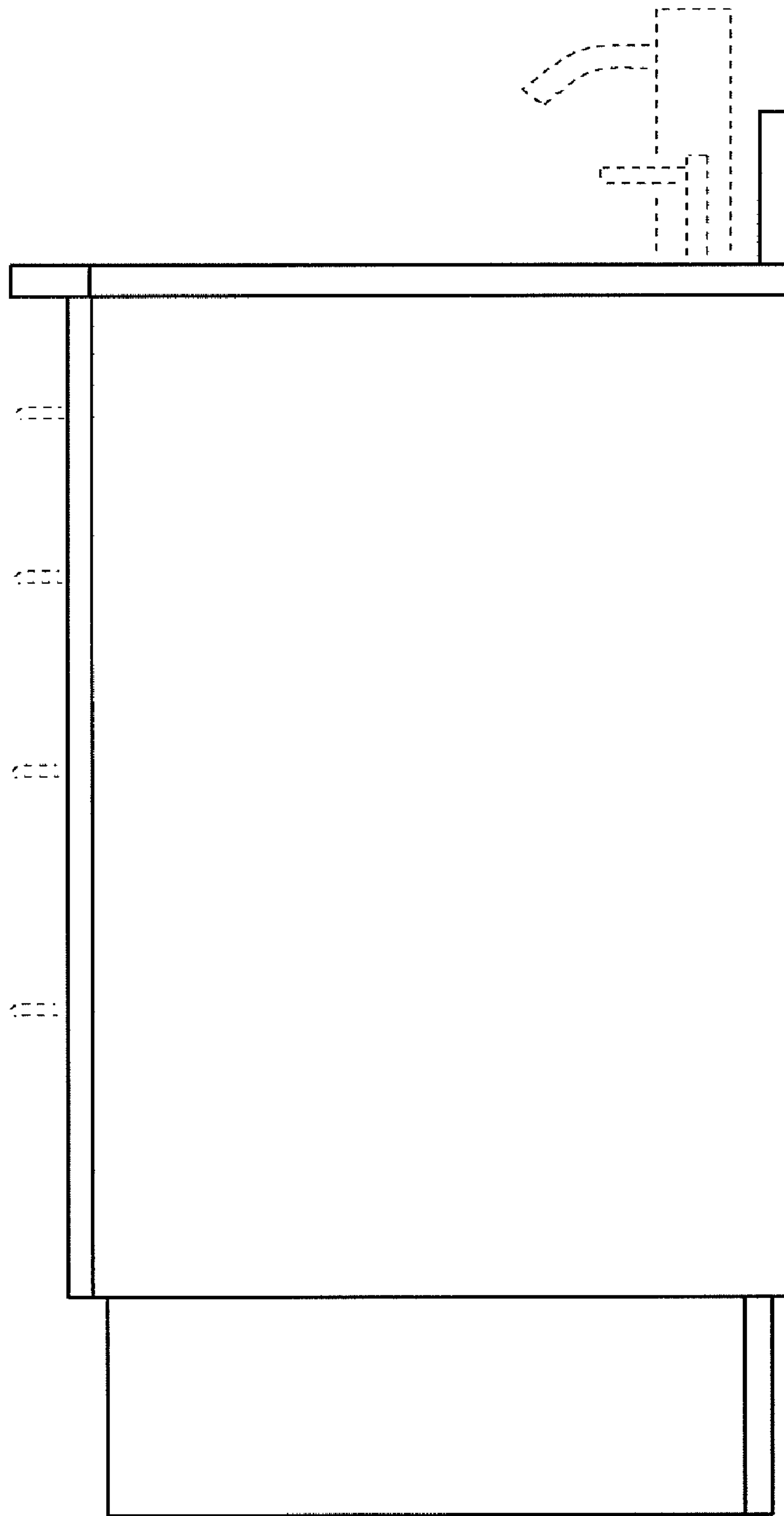


FIG. 3




FIG. 4

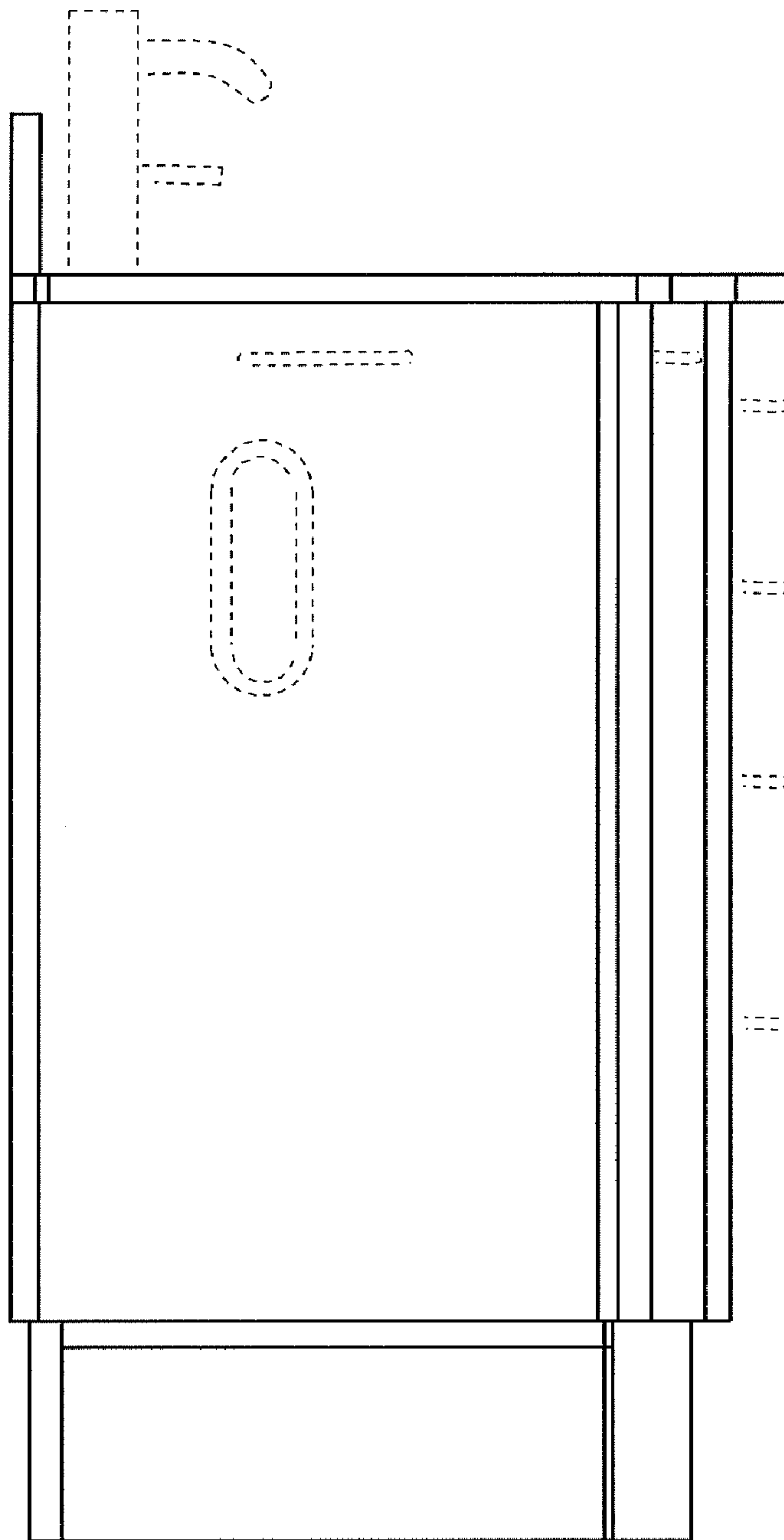


FIG. 5

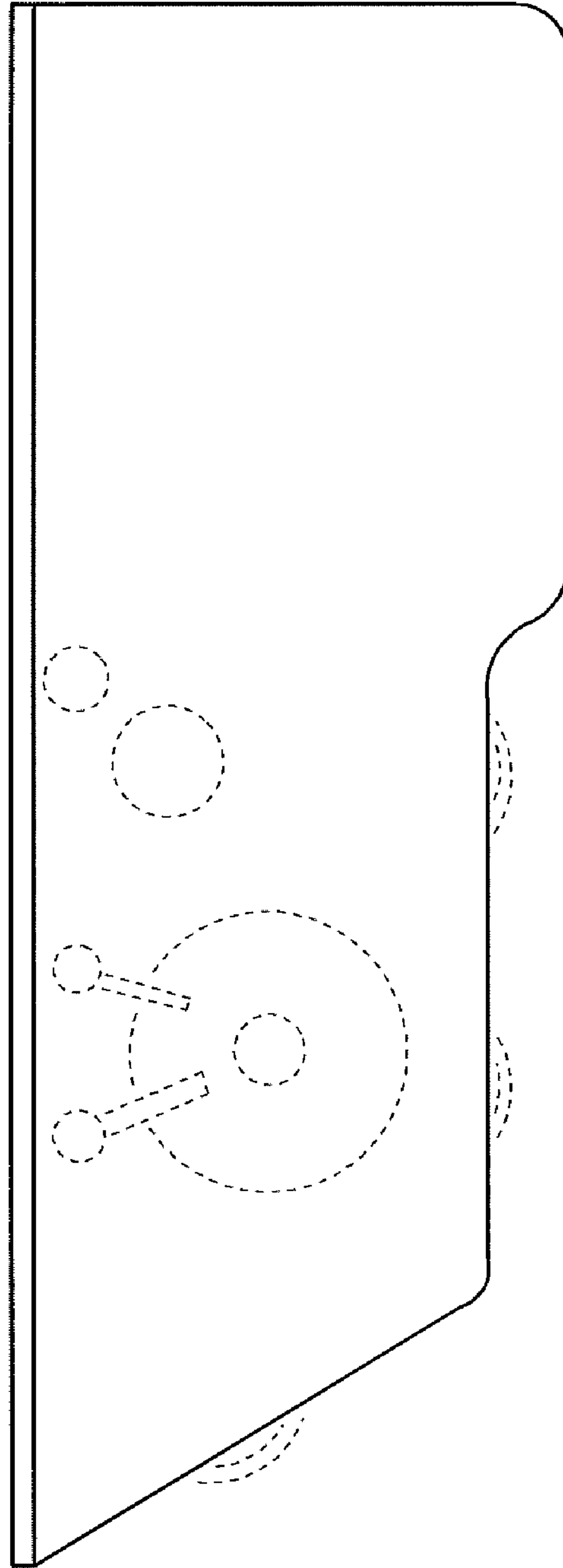


FIG. 6

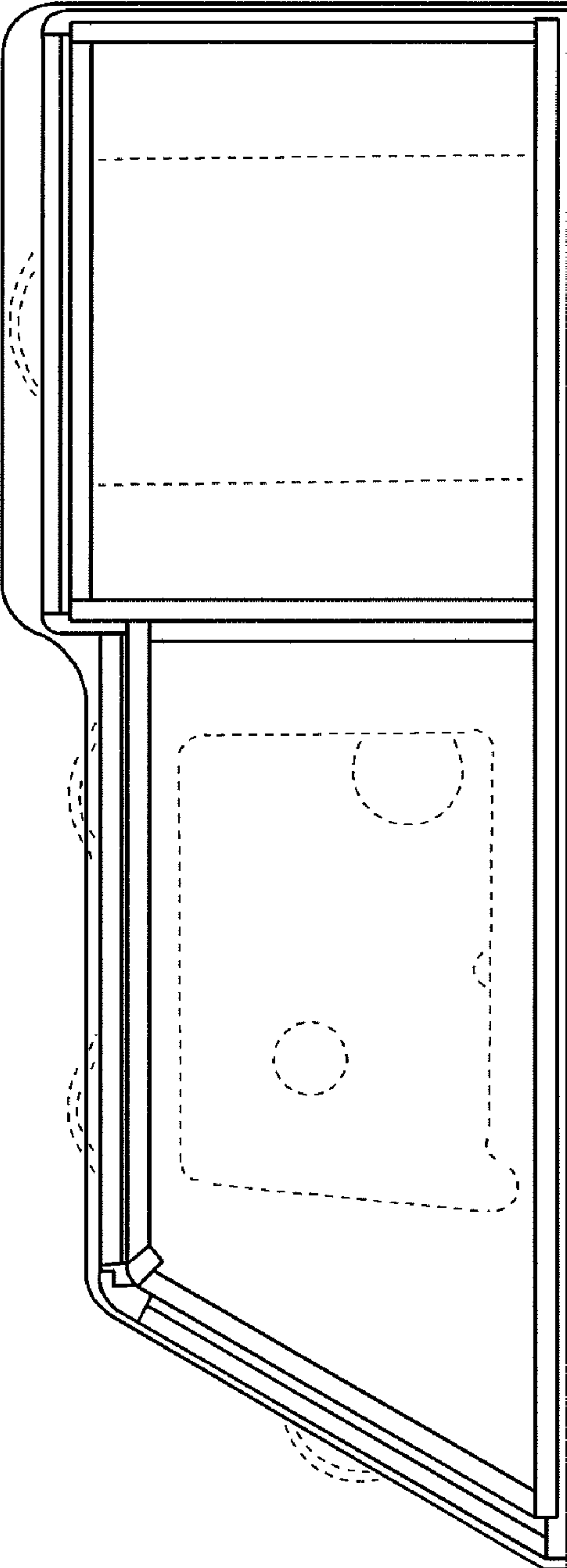


FIG. 7