



US00D619246S

(12) **United States Design Patent**
Hazeres

(10) **Patent No.:** **US D619,246 S**
(45) **Date of Patent:** **** Jul. 6, 2010**

(54) **PORTABLE URINAL FOR WOMEN**

(76) Inventor: **Paul J. Hazeres**, 112 Springside Dr.,
Boiling Springs, SC (US) 29316

(**) Term: **14 Years**

(21) Appl. No.: **29/313,813**

(22) Filed: **Feb. 13, 2009**

(51) **LOC (9) Cl.** **24-04**

(52) **U.S. Cl.** **D24/122**

(58) **Field of Classification Search** D24/121–126,
D24/117, 224; D23/274, 302, 295, 309,
D23/200; 4/144.1–144.4, 459, 460; 604/329,
604/317, 318, 334; 600/573, 574
See application file for complete search history.

(56) **References Cited**

U.S. PATENT DOCUMENTS

D130,764	S	12/1941	Webb	
4,023,216	A *	5/1977	Li	4/144.3
D273,133	S *	3/1984	Babic et al.	D24/117
4,815,151	A *	3/1989	Ball	4/144.3
D302,042	S	7/1989	McGovern et al.	
4,937,889	A	7/1990	Strickland	
D326,519	S	5/1992	Drysdale	
5,330,453	A	7/1994	Cornellier	
5,333,330	A	8/1994	Murtagh	
5,370,637	A	12/1994	Brodeur	
D356,865	S	3/1995	Ivie	
5,408,703	A	4/1995	Cicio	
D399,308	S *	10/1998	Garlock	D24/122
5,894,608	A *	4/1999	Birbara	4/144.3

5,966,748	A	10/1999	Young et al.	
D457,237	S *	5/2002	Azo	D24/122
D467,338	S *	12/2002	Rehrig	D24/122
6,505,354	B1 *	1/2003	Almonte	4/144.1
6,547,771	B2	4/2003	Robertson et al.	
6,651,259	B1 *	11/2003	Hartman et al.	4/144.1
D488,226	S *	4/2004	MacDonald et al.	D24/122
D497,981	S *	11/2004	Call	D23/302
7,131,149	B2	11/2006	Langford	
D577,434	S *	9/2008	Stebler	D24/122
D607,995	S *	1/2010	Miller	D24/122

* cited by examiner

Primary Examiner—T. Chase Nelson

Assistant Examiner—David G Muller

(74) *Attorney, Agent, or Firm*—Joseph T. Yaksich

(57) **CLAIM**

The ornamental design for a portable urinal for women, as shown and described.

DESCRIPTION

FIG. 1 is an isometric view of a portable urinal for women, as shown and described;

FIG. 2 is a front view thereof;

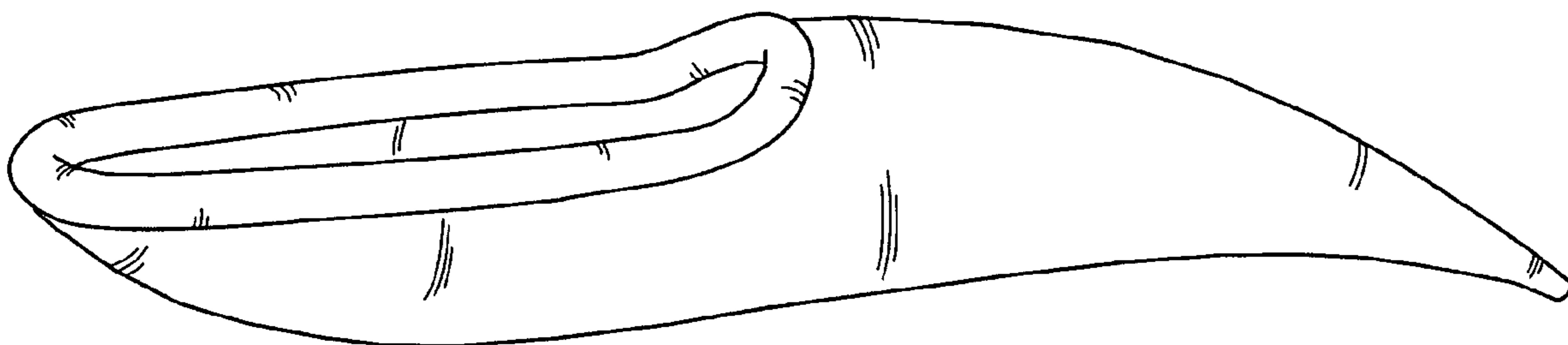
FIG. 3 is a rear view thereof;

FIG. 4 is a right side view with a left side view being the mirror image thereof;

FIG. 5 is a top view thereof, shown at a smaller scale; and,

FIG. 6 is a bottom view thereof, also shown at a smaller scale.

1 Claim, 6 Drawing Sheets



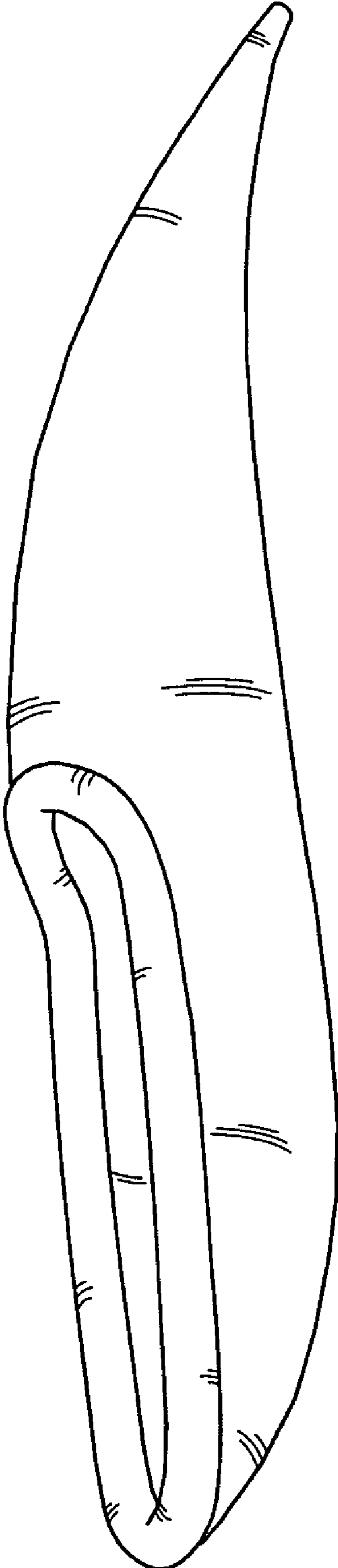


Fig. 1

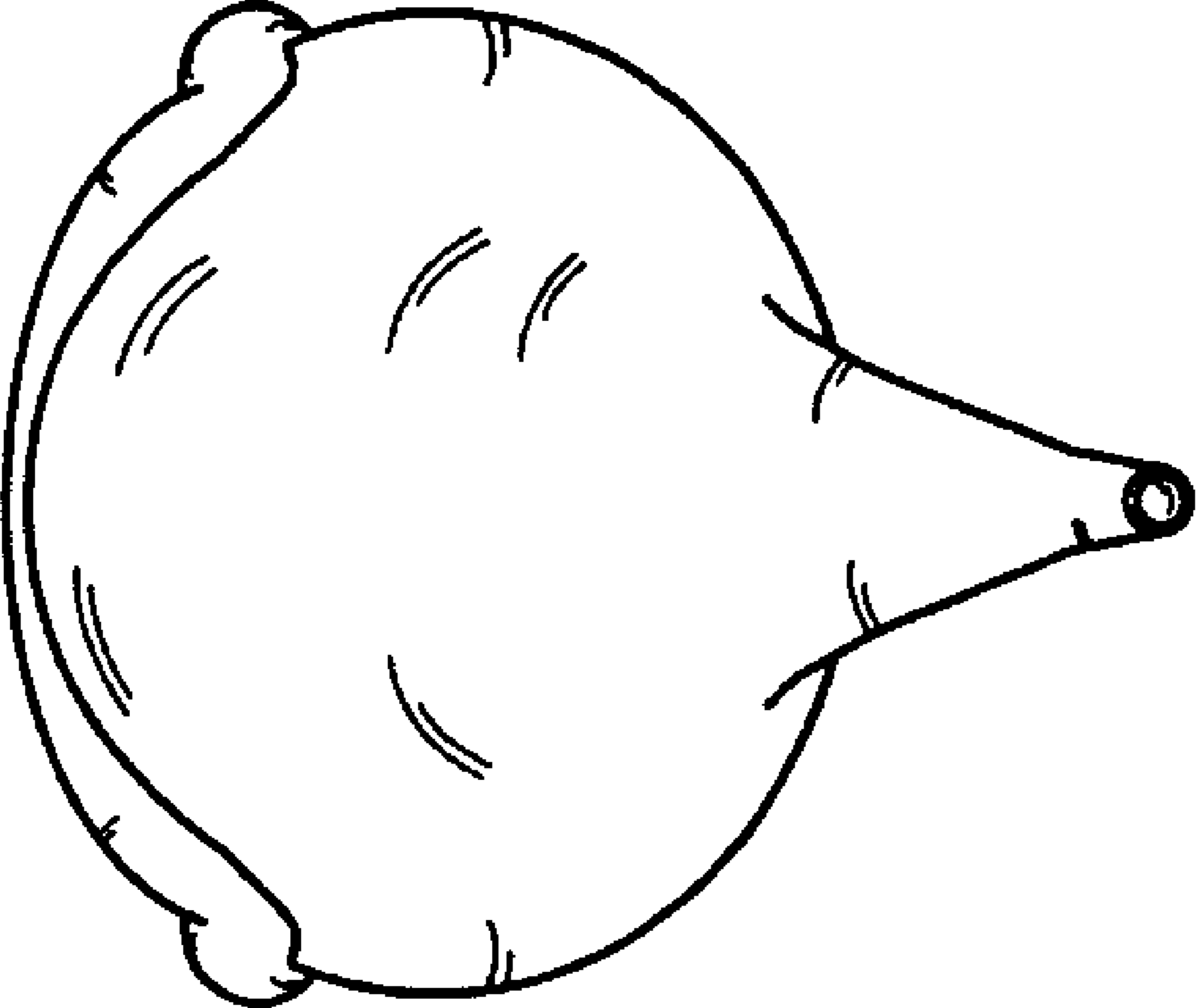


Fig. 2

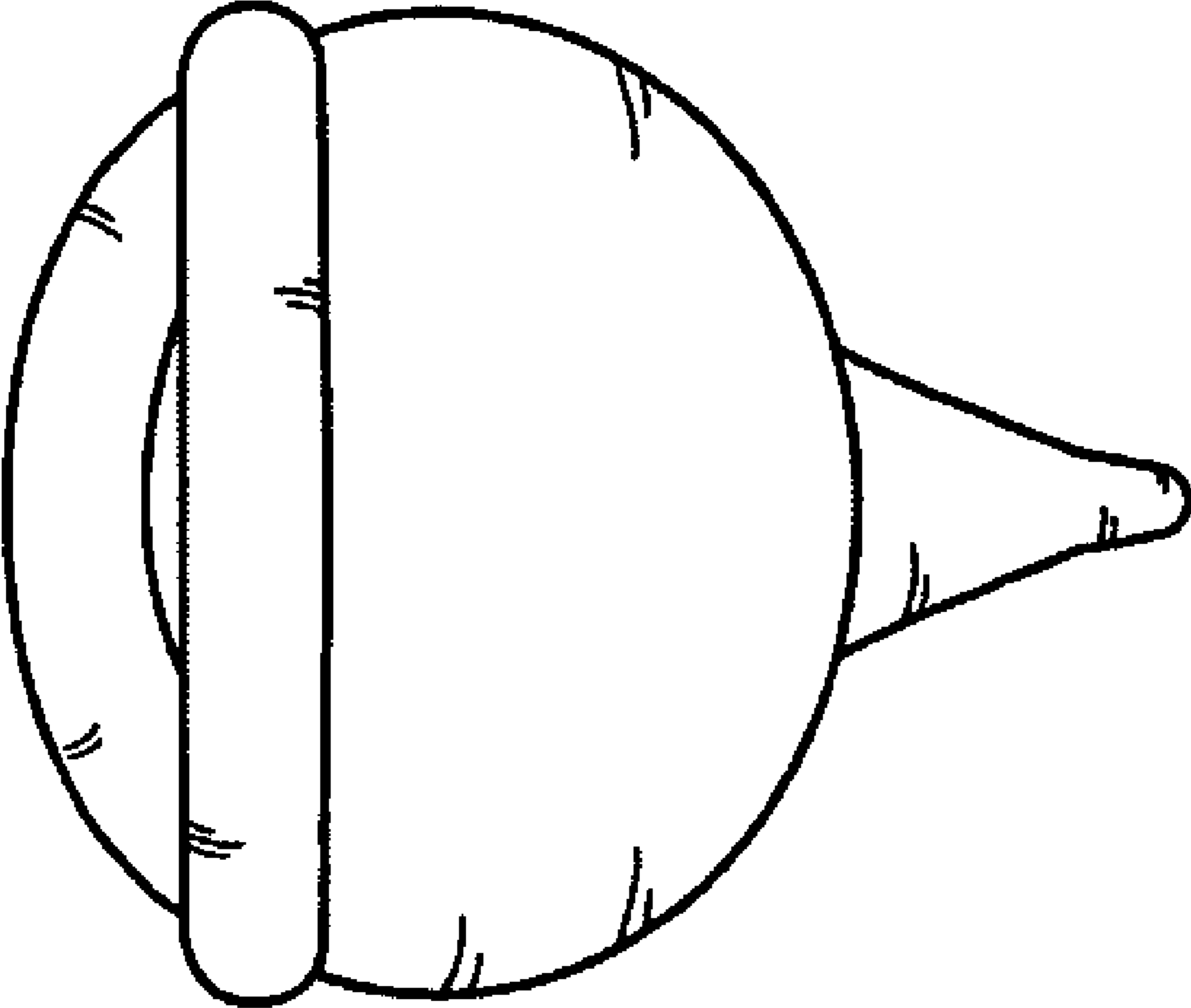


Fig. 3

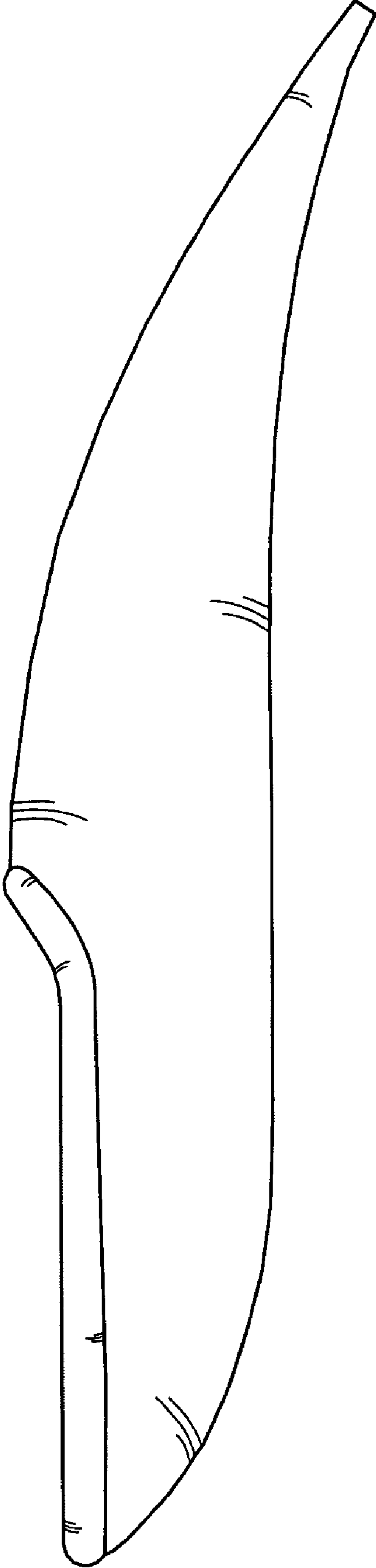


Fig. 4

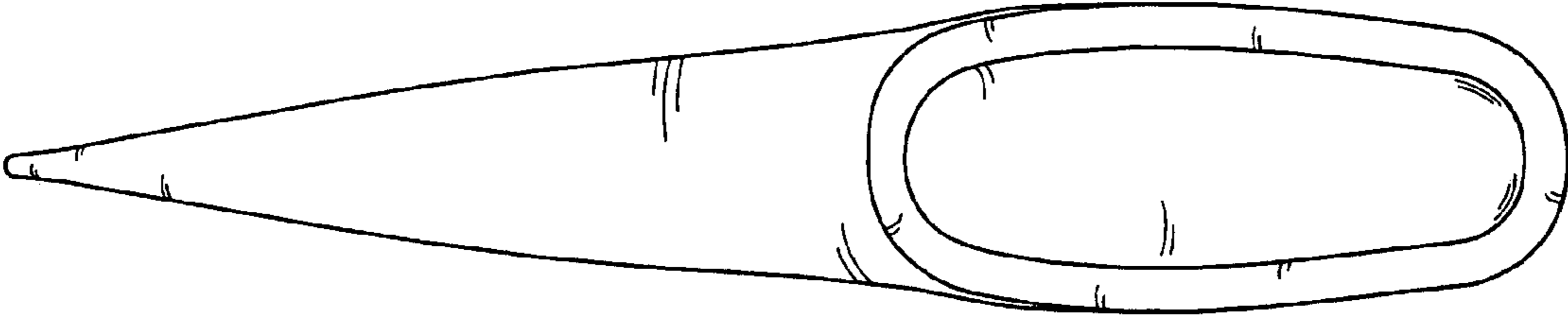


Fig. 5

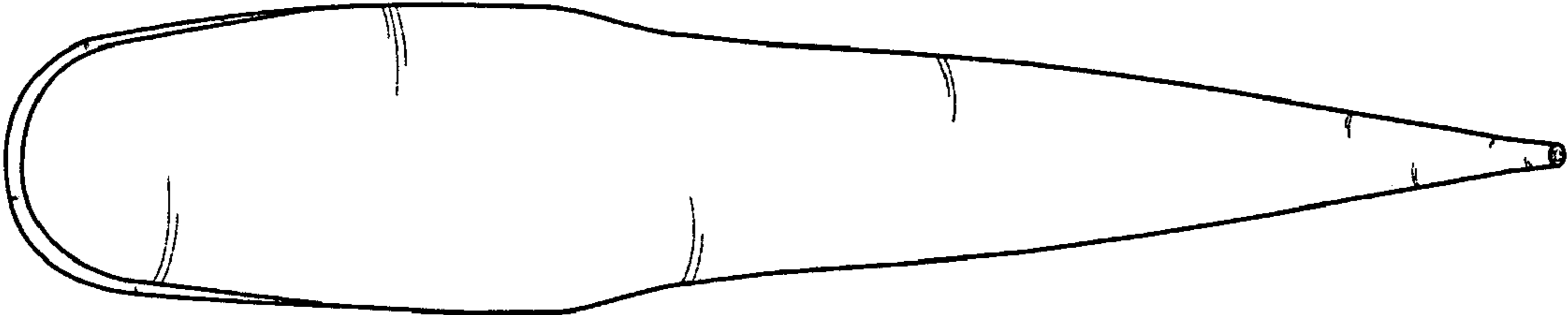


Fig. 6