



US00D619233S

(12) **United States Design Patent**
Ragaini

(10) **Patent No.:** **US D619,233 S**
(45) **Date of Patent:** **** Jul. 6, 2010**

(54) **RADIATOR WITH A LATERAL COVER**

D354,557 S * 1/1995 Cich et al. D23/330

(76) Inventor: **Stefano Ragaini**, Via Buffolareccia,
19/21, Loreto, Ancona (IT) 60025

* cited by examiner

Primary Examiner—T. Chase Nelson
Assistant Examiner—Ania K Dworzecka

(**) Term: **14 Years**

(74) *Attorney, Agent, or Firm*—Hughes Hubbard & Reed
LLP

(21) Appl. No.: **29/338,940**

(57) **CLAIM**

(22) Filed: **Jun. 22, 2009**

The ornamental design for a radiator with a lateral cover, as shown and described.

(30) **Foreign Application Priority Data**

DESCRIPTION

Dec. 23, 2008 (EM) 1062723

(51) **LOC (9) Cl.** **23-03**

FIG. 1 is a front perspective view of a radiator with a lateral cover showing my new design;

(52) **U.S. Cl.** **D23/330**

FIG. 2 is a front perspective view thereof;

(58) **Field of Classification Search** D23/317,
D23/314, 332, 333, 334, 335, 337, 342, 351,
D23/355, 378, 370, 381, 364, 336, 341, 330;
416/244 R, 247 R, 53.1–53.3; 392/365, 367

FIG. 3 is partial enlarged front perspective view thereof;

See application file for complete search history.

FIG. 4 is a rear elevation view thereof;

FIG. 5 is a top plan view thereof;

(56) **References Cited**

FIG. 6 is a front top perspective view thereof;

U.S. PATENT DOCUMENTS

FIG. 7 is a partial enlarged top plan view thereof;

D243,401 S * 2/1977 Almen D23/386

FIG. 8 is a left side elevation view thereof;

4,452,231 A * 6/1984 El-Shayeb 126/584

FIG. 9 is a right side elevation view thereof;


D281,008 S * 10/1985 Hutter et al. D23/314

FIG. 10 is a right side perspective view thereof; and,

D281,009 S * 10/1985 Moses et al. D23/314

FIG. 11 is partial enlarged left perspective view thereof.

1 Claim, 11 Drawing Sheets



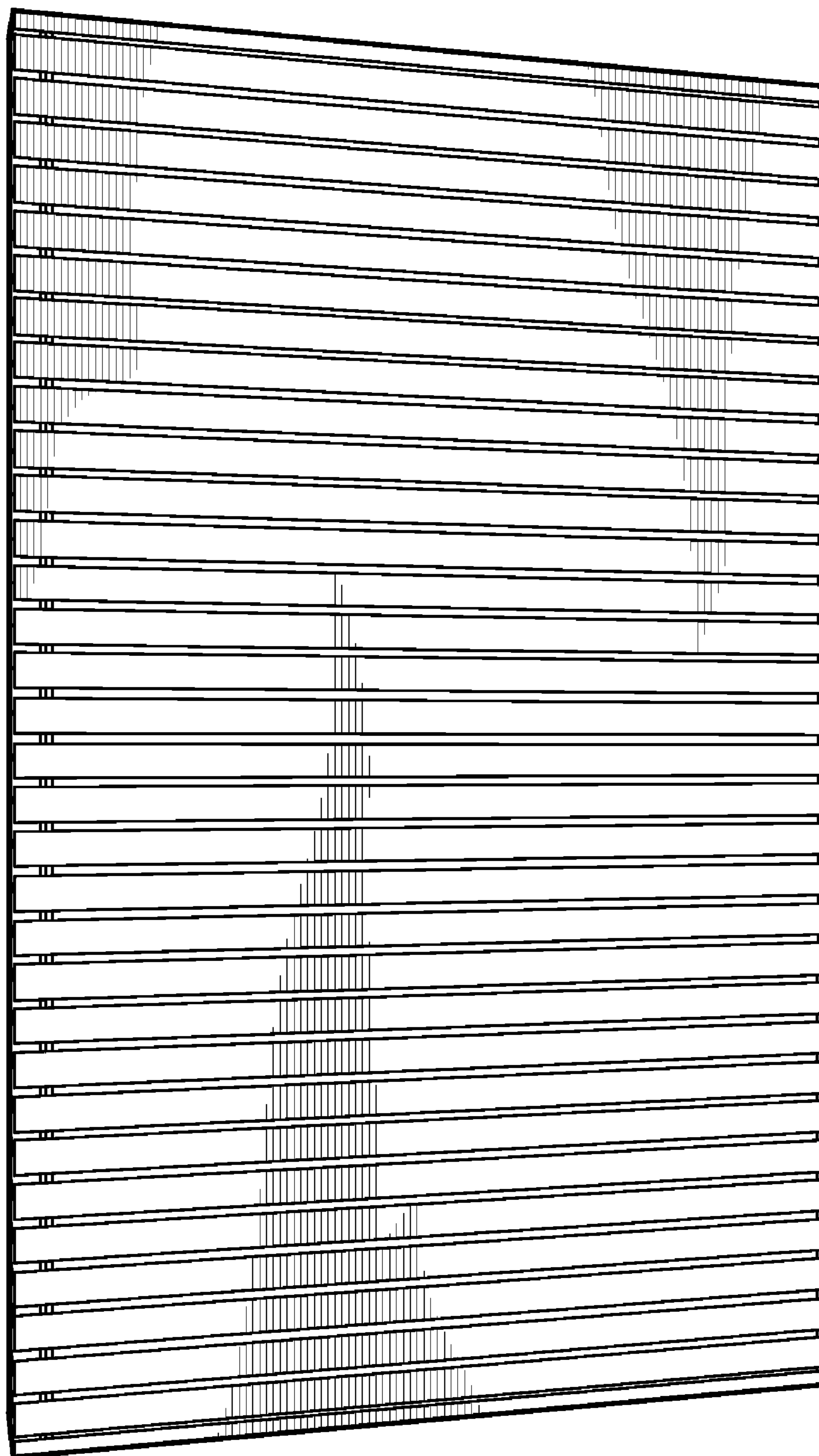


FIG. 1




FIG. 2

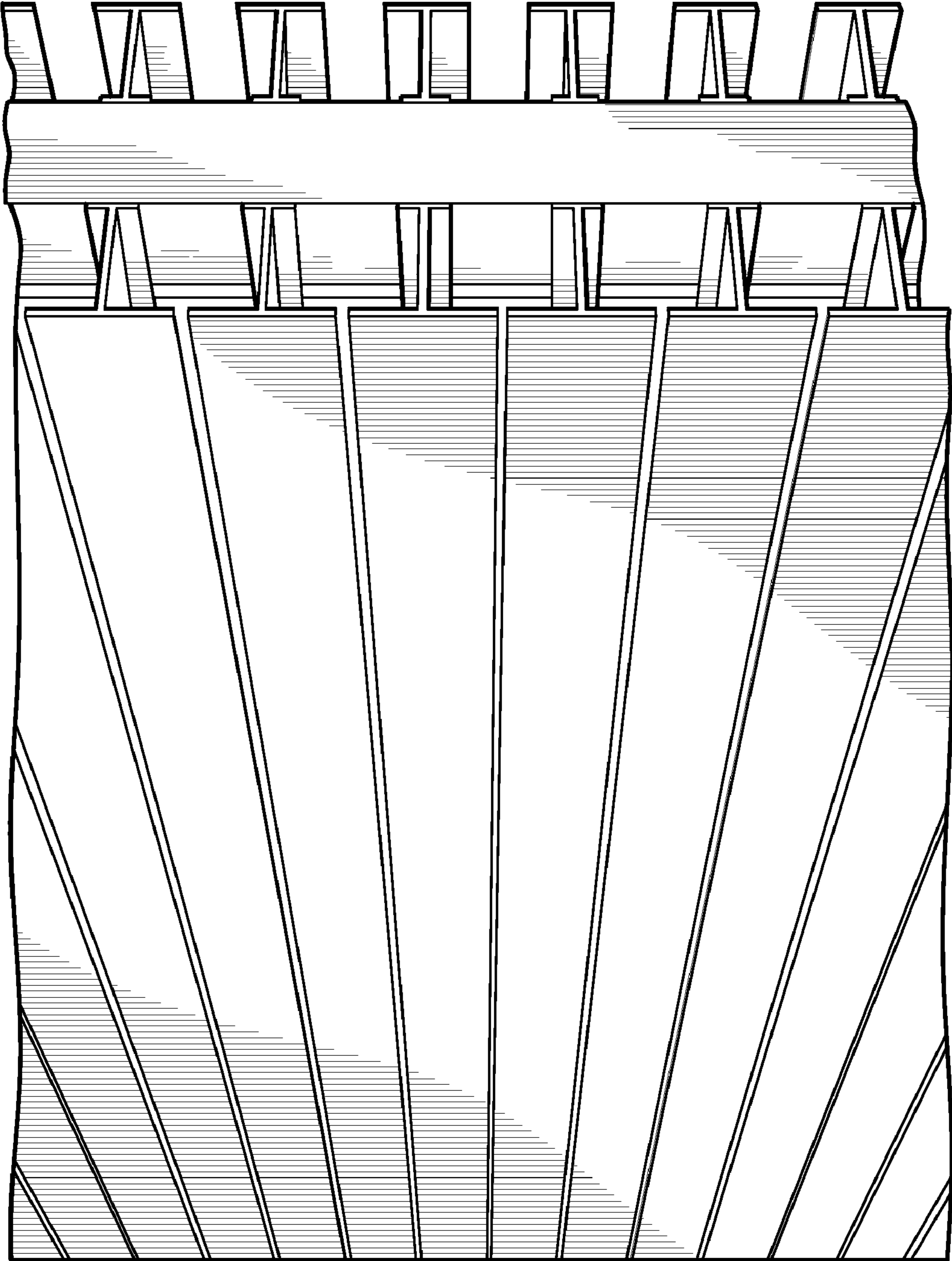


FIG. 3




FIG.4

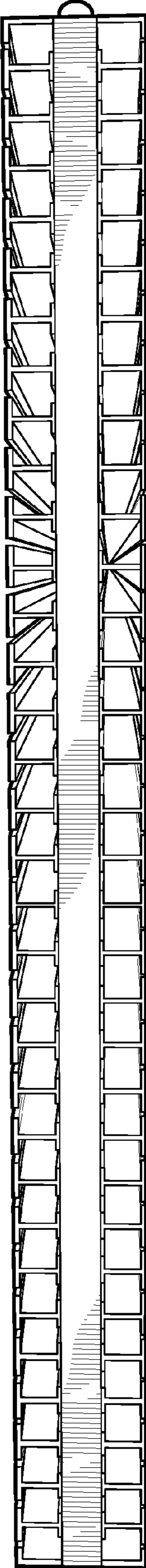


FIG. 5

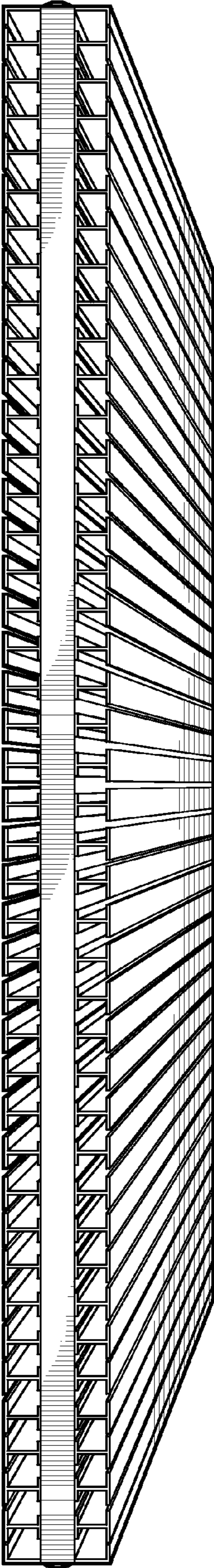


FIG. 6

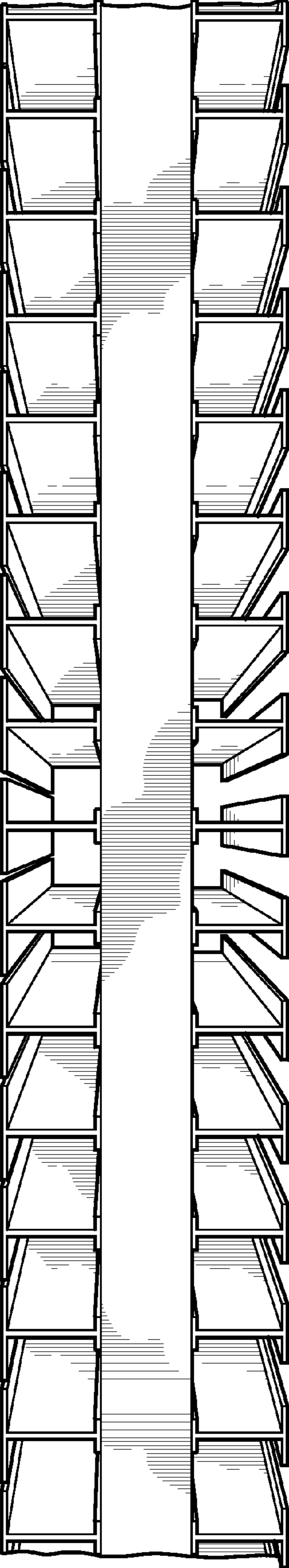


FIG.7




FIG. 8




FIG. 9

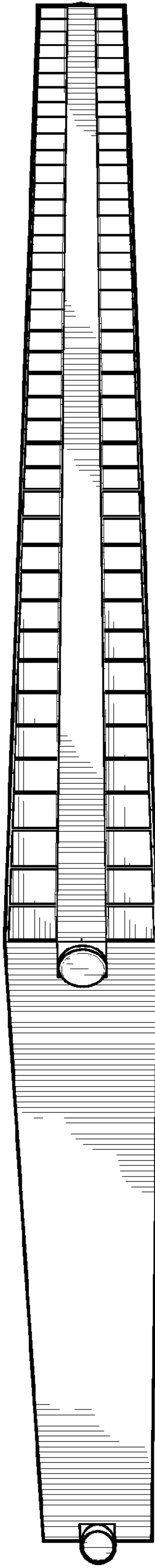


FIG. 10




FIG. 11