



US00D619216S

(12) **United States Design Patent**
Yongyan

(10) **Patent No.:** **US D619,216 S**

(45) **Date of Patent:** **** Jul. 6, 2010**

(54) **DUAL SHOWER HEAD ASSEMBLY**

(75) Inventor: **Zhou Yongyan**, Ningde (CN)

(73) Assignee: **Xiamen Lota International Co., Ltd.**,
Xiamen (CN)

(**) Term: **14 Years**

(21) Appl. No.: **29/350,153**

(22) Filed: **Nov. 12, 2009**

(51) **LOC (9) Cl.** **23-01**

(52) **U.S. Cl.** **D23/228**

(58) **Field of Classification Search** D23/303,
D23/304, 228–230, 213; 4/570, 568, 596,
4/601, 605; 239/282–283

See application file for complete search history.

(56) **References Cited**

U.S. PATENT DOCUMENTS

D466,992 S *	12/2002	Tse	D23/304
7,043,776 B1 *	5/2006	Wu	4/601
7,143,961 B1 *	12/2006	Wu et al.	239/446
7,293,302 B2 *	11/2007	Mesa	4/601
D559,949 S *	1/2008	Bickler et al.	D23/228
D575,846 S *	8/2008	Lobermeier et al.	D23/228
D614,732 S *	4/2010	Deng et al.	D23/228

* cited by examiner

Primary Examiner—Robin V Webster

(74) *Attorney, Agent, or Firm*—McDermott Will & Emery LLP

(57) **CLAIM**

I claim the ornamental design for a dual shower head assembly, as shown and described:

DESCRIPTION

FIG. 1 is a perspective view of a dual shower head assembly;

FIG. 2 is a frontal view of the dual shower head assembly of FIG. 1;

FIG. 3 is a rear view of the dual shower head assembly of FIG. 1;

FIG. 4 is a left side view of the dual shower head assembly of FIG. 1;

FIG. 5 is a right view of the dual shower head assembly of FIG. 1;

FIG. 6 is a top side view of the dual shower head assembly of FIG. 1; and,

FIG. 7 is a bottom side view of the dual shower head assembly of FIG. 1.

Features shown in broken lines in the drawings are not part of the claim.

1 Claim, 7 Drawing Sheets




FIG. 1




FIG. 2

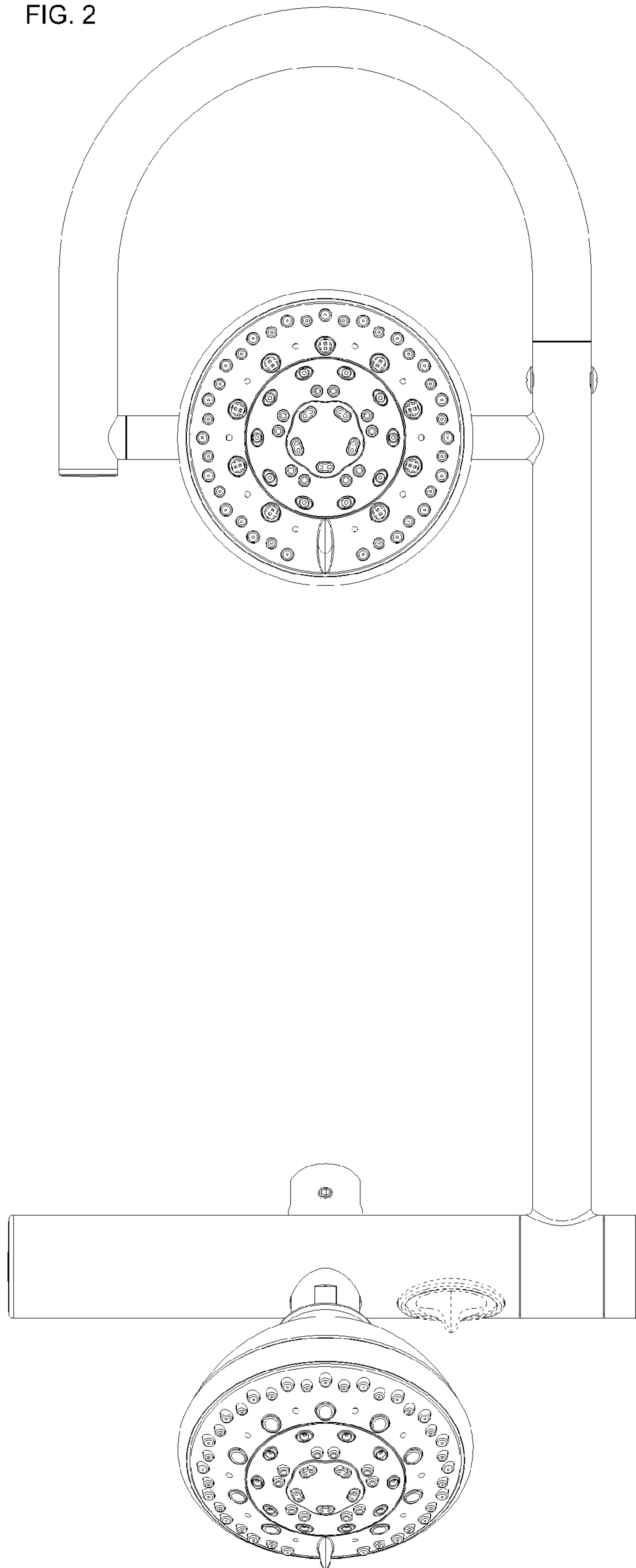


FIG. 3




FIG. 4




FIG. 5




FIG. 6

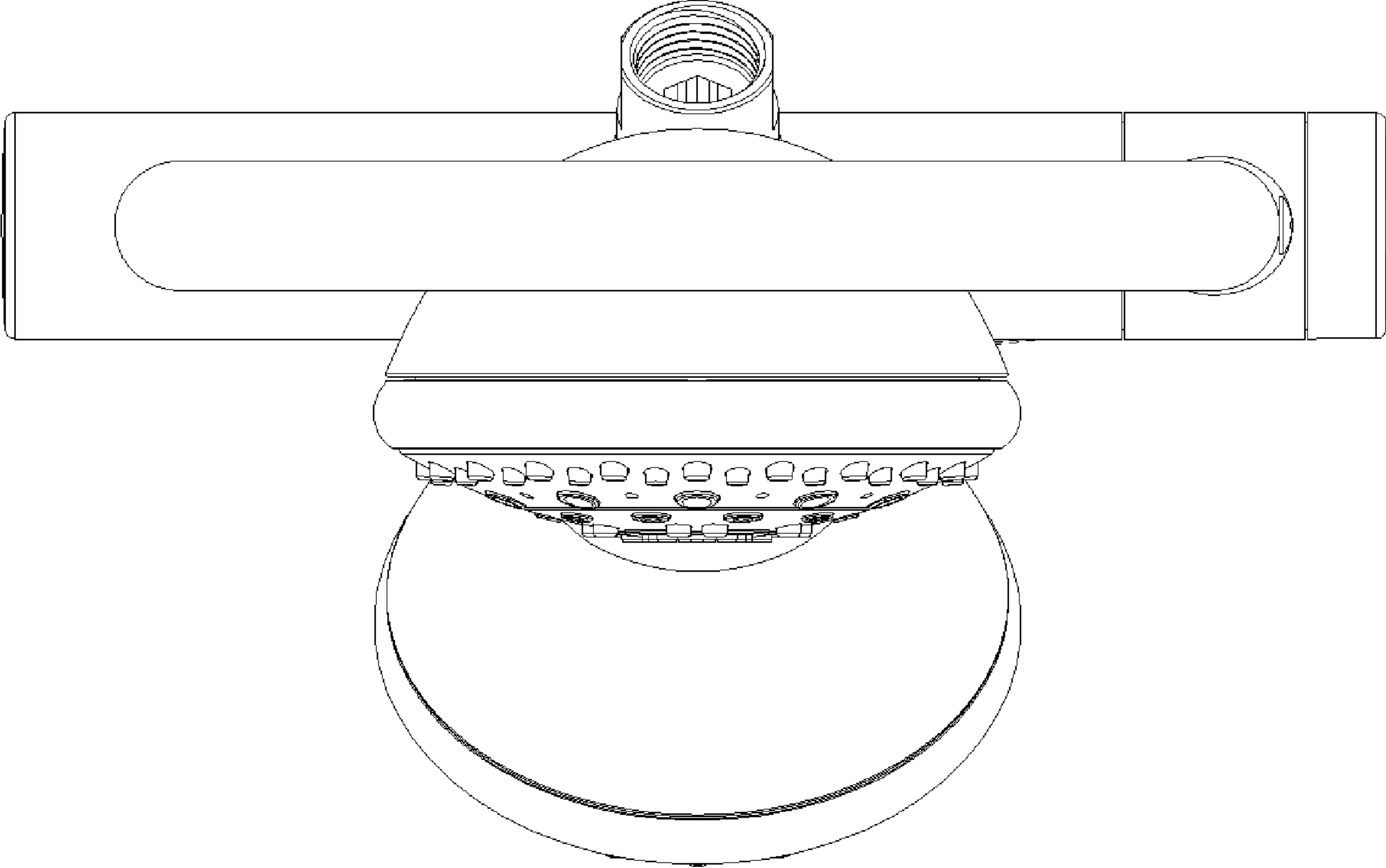


FIG. 7

