



US00D619169S

(12) **United States Design Patent**
Kent et al.

(10) **Patent No.:** **US D619,169 S**
(45) **Date of Patent:** **** Jul. 6, 2010**

(54) **WRITING INSTRUMENT**

(75) Inventors: **Michael Kent**, Cumberland, RI (US);
David Gerard D'Angelo, Holliston, MA (US);
William D. Hester, Meriden, CT (US);
Chad Kendall, Peabody, MA (US)

(73) Assignee: **Staples The Office Superstore, LLC**, Framingham, MA (US)

(**) Term: **14 Years**

(21) Appl. No.: **29/338,508**

(22) Filed: **Jun. 12, 2009**

(51) **LOC (9) Cl.** **19-06**

(52) **U.S. Cl.** **D19/48**

(58) **Field of Classification Search** D19/35,
D19/36, 41-51, 53-57; 24/11 F, 11 P, 11 R;
401/52, 99, 100, 104-109, 192, 195, 196
See application file for complete search history.

(56) **References Cited**

U.S. PATENT DOCUMENTS

- D189,735 S 2/1961 Platt
- D213,341 S 2/1969 Fields
- D258,219 S 2/1981 Oka
- D397,723 S 9/1998 Izushima
- D430,208 S 8/2000 Veillon
- D441,017 S * 4/2001 Gault et al. D19/50
- D441,018 S 4/2001 Droege
- D444,498 S 7/2001 Izushima
- D465,238 S 11/2002 Qiu
- D478,125 S 8/2003 Chen
- D480,423 S 10/2003 Kung
- D487,114 S 2/2004 Santa Maria et al.
- D490,108 S * 5/2004 Moon D19/50
- D490,465 S * 5/2004 Qiu D19/50
- D490,852 S * 6/2004 Finney et al. D19/51
- D492,349 S * 6/2004 Qiu D19/50
- D499,139 S * 11/2004 Oka D19/47
- D501,029 S 1/2005 Liang
- D502,507 S 3/2005 Wang
- D506,222 S 6/2005 Santa Maria et al.

- D506,504 S * 6/2005 Nakazawa et al. D19/49
- D506,505 S 6/2005 Qiu
- D506,506 S * 6/2005 Qiu D19/50
- D507,599 S 7/2005 Qiu
- D510,104 S 9/2005 Qiu
- D521,555 S 5/2006 Santa Maria et al.
- D521,559 S 5/2006 Piacenza
- D527,422 S 8/2006 Kent
- D534,955 S 1/2007 Huxiong
- D537,877 S * 3/2007 Bickert D19/46
- D538,343 S 3/2007 Morton et al.
- D540,386 S * 4/2007 Qiu D19/51
- D541,860 S 5/2007 Kung
- D544,915 S 6/2007 Santa Maria et al.
- D546,881 S 7/2007 Qiu
- D548,281 S 8/2007 Tien
- D548,791 S 8/2007 Santa Maria et al.

(Continued)

Primary Examiner—Elizabeth A Albert
(74) *Attorney, Agent, or Firm*—Wolf, Greenfield & Sacks, P.C.

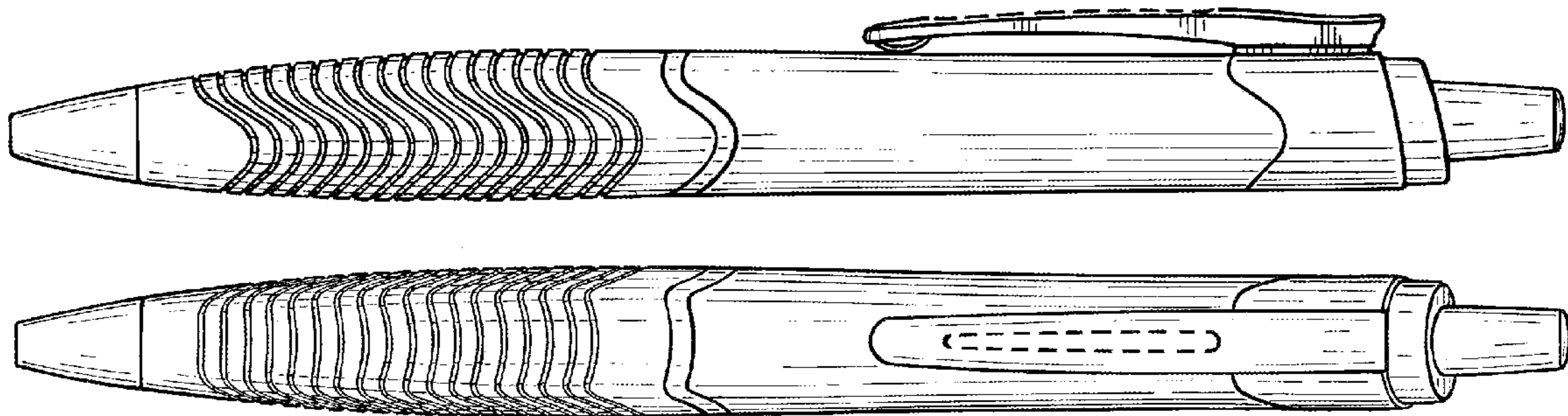
(57) **CLAIM**

The ornamental design for a writing instrument, as shown and described.

DESCRIPTION

FIG. 1 is a perspective view of the writing instrument;
FIG. 2 is a right side elevational view thereof, the left side elevational view being a mirror image thereof;
FIG. 3 is a front elevational view thereof;
FIG. 4 is a rear elevational view thereof;
FIG. 5 is a bottom plan view thereof; and,
FIG. 6 is a top plan view thereof.
In the drawings, the broken lines are directed to environment and form no part of the claimed design.

1 Claim, 3 Drawing Sheets



US D619,169 S

Page 2

U.S. PATENT DOCUMENTS

D549,778 S *	8/2007	Kent et al.	D19/51	D583,864 S *	12/2008	Liu	D19/48
D558,268 S *	12/2007	Siegel	D19/47	D585,492 S *	1/2009	Booker	D19/50
D561,254 S	2/2008	Lin			D593,604 S *	6/2009	Yu et al.	D19/47
D562,895 S *	2/2008	Shibata	D19/50	D594,059 S *	6/2009	Shibata	D19/48
D563,473 S *	3/2008	Qiu et al.	D19/50	D605,701 S *	12/2009	Zhang	D19/50
D577,073 S *	9/2008	Fox	D19/54	D609,744 S *	2/2010	Rathod	D19/48

* cited by examiner

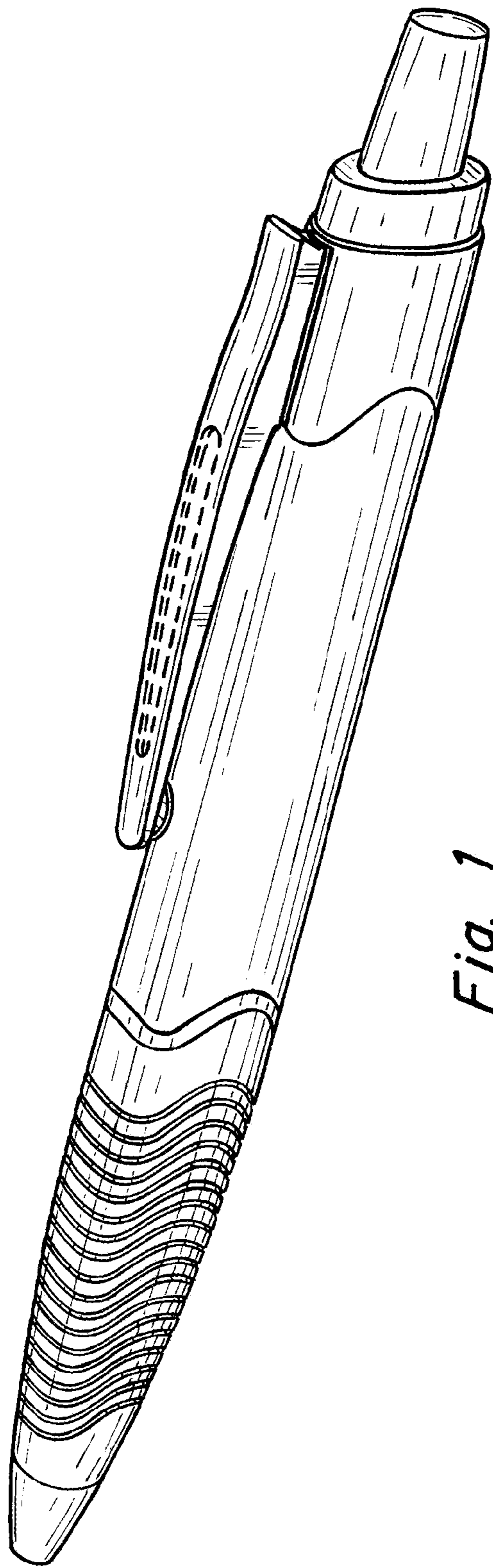


Fig. 1

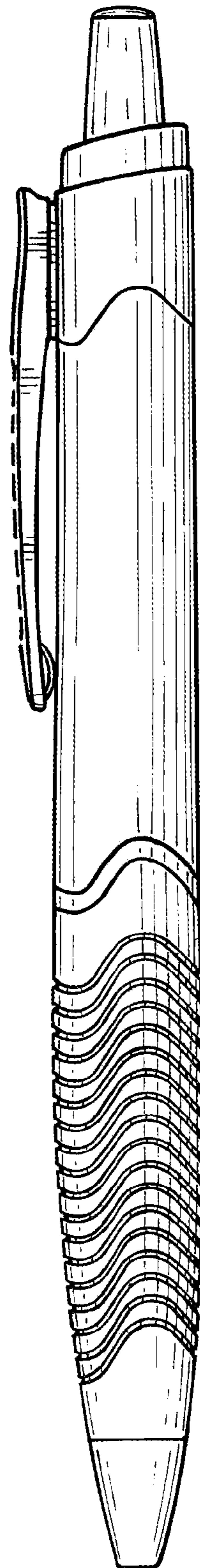


Fig. 2




Fig. 3

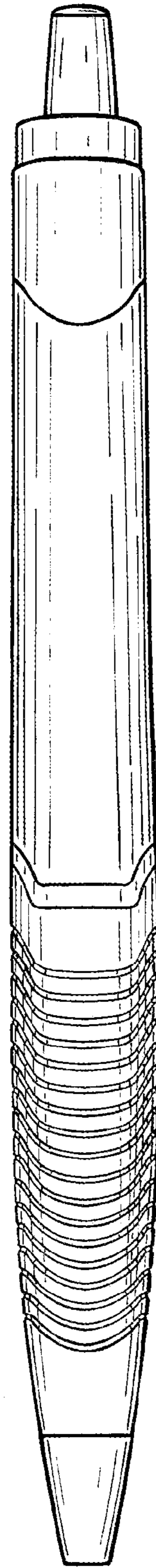


Fig. 4

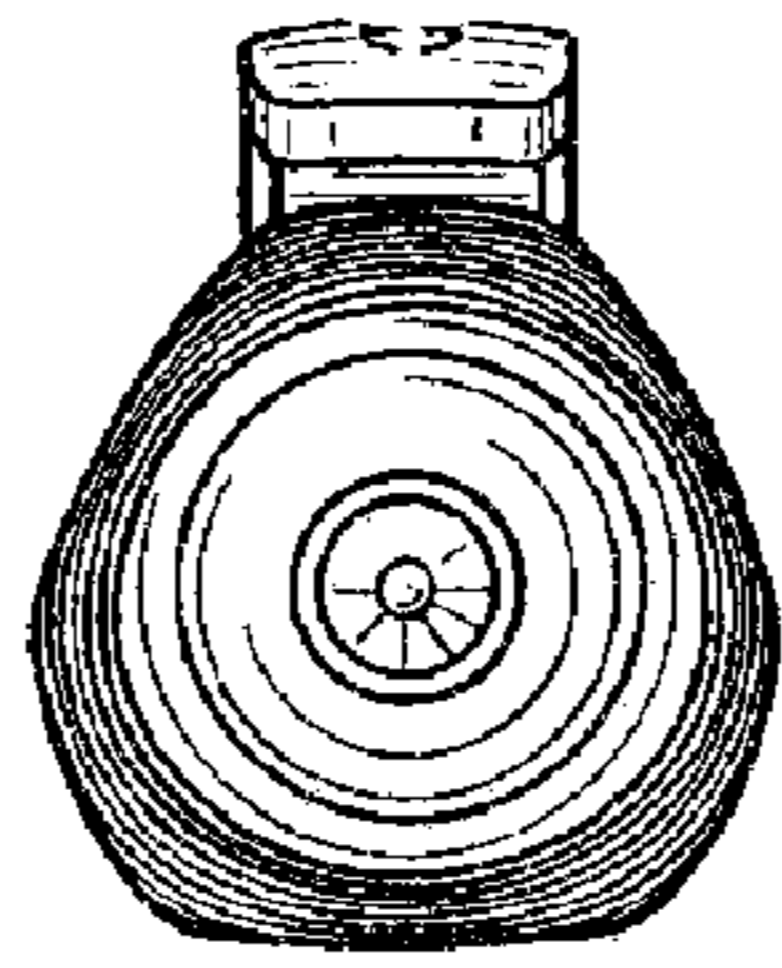


Fig. 5

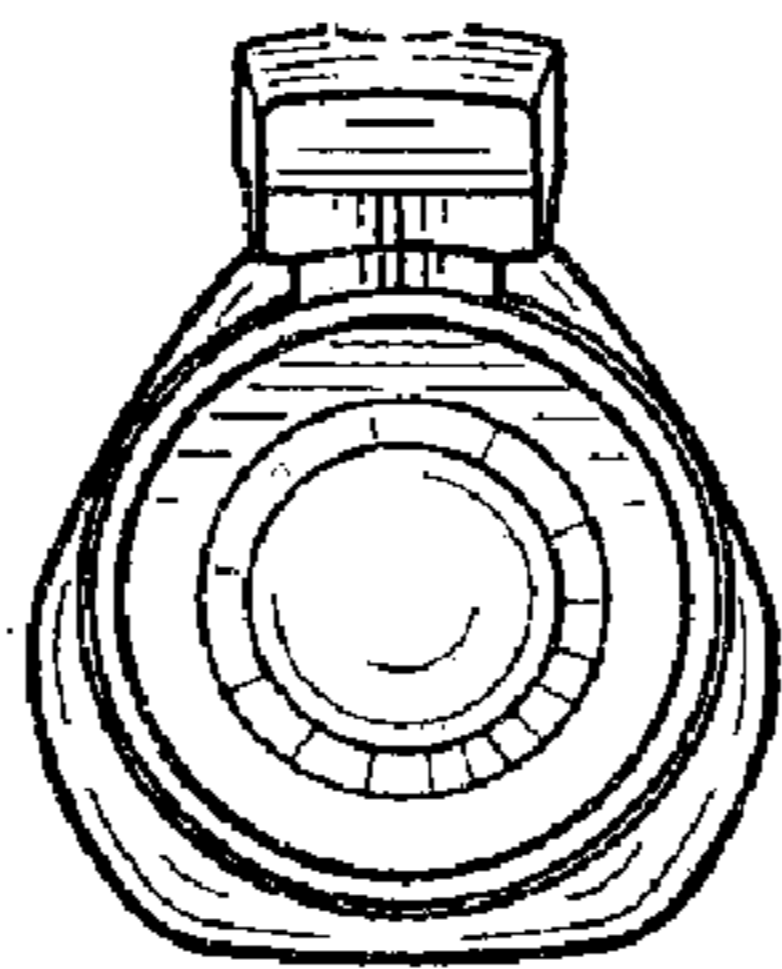


Fig. 6