



US00D619168S

(12) **United States Design Patent**
Yu

(10) **Patent No.:** **US D619,168 S**
(45) **Date of Patent:** **** Jul. 6, 2010**

(54) **PENCIL**
(75) Inventor: **Tsung-Hsien Yu**, Irvine, CA (US)
(73) Assignee: **Spectrum Lines, Inc.**, Irvine, CA (US)
(**) Term: **14 Years**
(21) Appl. No.: **29/337,322**
(22) Filed: **May 19, 2009**
(51) **LOC (9) Cl.** **19-06**
(52) **U.S. Cl.** **D19/45**
(58) **Field of Classification Search** D19/35,
D19/36, 41-51, 53-57; 24/10 R, 10 A, 11 CT,
24/11 CC, 11 F, 11 P, 11 PP, 11 R, 11 HC,
24/11 M, 12; 401/52, 99, 100, 104-109,
401/192, 195, 196

See application file for complete search history.

1,711,383 A * 4/1929 Goodridge 401/52
D81,529 S * 7/1930 Goodridge D19/46
D132,641 S * 6/1942 Saunders D19/42
D136,214 S * 8/1943 Collopy et al. D10/44
D151,307 S * 10/1948 Weston D19/57
D154,610 S * 7/1949 Kuhn D19/13
2,569,704 A * 10/1951 Weiss 15/431
2,907,085 A * 10/1959 Bosland 24/10 R
3,217,369 A * 11/1965 Sacean 24/10 R
D246,530 S * 11/1977 Zeischegg D19/75
D336,658 S * 6/1993 Peersmann D19/36
D337,611 S * 7/1993 Peersmann D19/48
D339,235 S * 9/1993 Hirzel D4/116
D350,562 S * 9/1994 Muliterno D19/48
D357,275 S * 4/1995 Covington et al. D19/42
D363,948 S * 11/1995 Danielson D19/36
D374,251 S * 10/1996 Briggel D19/48
D419,188 S * 1/2000 Leibeck D19/36
6,217,245 B1 * 4/2001 El-Fakir et al. 401/195
D465,239 S * 11/2002 El-Fakir et al. D19/51

(56) **References Cited**

U.S. PATENT DOCUMENTS

33,894 A * 12/1861 Lord 24/10 R
82,272 A * 9/1868 Ayres 401/56
126,094 A * 4/1872 Russell 401/52
140,842 A * 7/1873 Rembert 7/164
148,687 A * 3/1874 Funk 7/158
208,464 A * 10/1878 Christy 24/11 F
276,512 A * 4/1883 Webster 24/11 P
285,618 A * 9/1883 Hemphill 281/30
309,483 A * 12/1884 Millner 33/760
325,060 A * 8/1885 Davison 24/12
D18,492 S * 7/1888 Kraus D19/47
560,872 A * 5/1896 Valkenburg 24/11 P
575,671 A * 1/1897 Watts et al. 33/485
D28,558 S * 5/1898 Goldsmith D19/47
630,119 A * 8/1899 Scholl 30/112
637,889 A * 11/1899 Parker 281/30
642,829 A * 2/1900 Wetsue 40/335
652,245 A * 6/1900 Cameron 24/3.5
661,202 A * 11/1900 Wright 33/760
666,574 A * 1/1901 Taylor 24/12
833,744 A * 10/1906 Koehler 401/91
960,092 A * 5/1910 Hunter 24/11 F
997,097 A * 7/1911 Shafer 7/160

(Continued)

Primary Examiner—Elizabeth A Albert

(74) *Attorney, Agent, or Firm*—Muncy, Geissler, Olds & Lowe, PLLC

(57) **CLAIM**

The ornamental design for a pencil, as shown and described.

DESCRIPTION

FIG. 1 is a perspective view of a pencil;
FIG. 2 is a front view thereof;
FIG. 3 is a back view thereof;
FIG. 4 is a left side view thereof;
FIG. 5 is a right side view thereof;
FIG. 6 is a top view thereof;
FIG. 7 is a bottom view thereof; and,
FIG. 8 is a perspective view, showing the pencil after being sharpened to expose pencil lead thereof.

1 Claim, 8 Drawing Sheets



US D619,168 S

Page 2

U.S. PATENT DOCUMENTS

D482,728 S	*	11/2003	Koch	D19/51	D510,385 S	*	10/2005	Martzolff	D19/47
D489,758 S	*	5/2004	Katami	D19/46	D537,877 S	*	3/2007	Bickert	D19/46
D507,018 S	*	7/2005	Martzolff	D19/50	D595,771 S	*	7/2009	Oas	D19/46
D509,539 S	*	9/2005	Martzolff	D19/47	2004/0175223 A1	*	9/2004	Berry	401/96

* cited by examiner

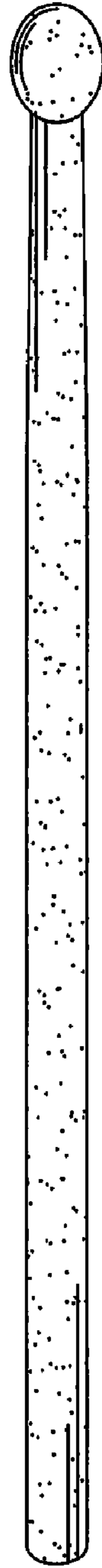


FIG. 1

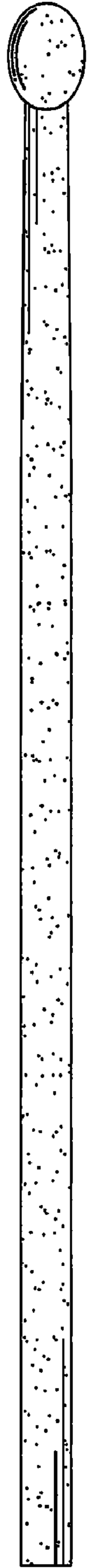


FIG. 2

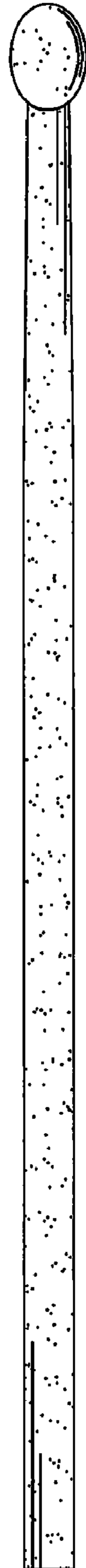


FIG. 3

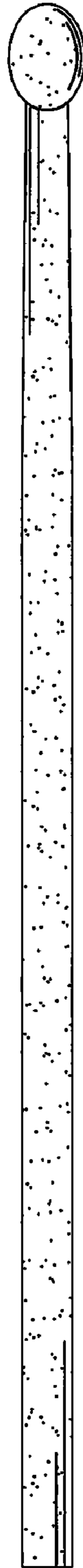


FIG. 4

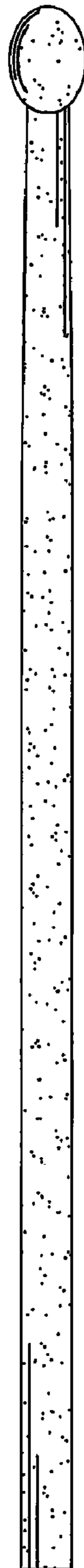


FIG. 5




FIG. 6

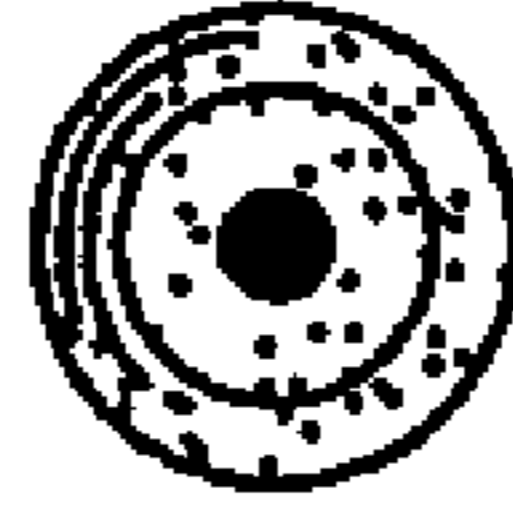


FIG. 7

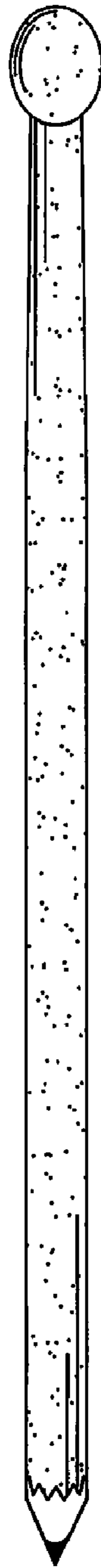


FIG. 8