



US00D619162S

(12) **United States Design Patent**
Chow

(10) **Patent No.:** **US D619,162 S**
(45) **Date of Patent:** **** Jul. 6, 2010**

(54) **EYE FRAME WITH GEMSTONES ON END TIPS**

(76) Inventor: **Yin Man Chow**, Room 2001,
International Trade Centre, 11-19 Sha
Tsui Road, Tsuen Wan, New Territories
(HK)

(**) Term: **14 Years**

(21) Appl. No.: **29/350,475**

(22) Filed: **Nov. 17, 2009**

(51) **LOC (9) Cl.** **16-06**

(52) **U.S. Cl.** **D16/335; D16/338**

(58) **Field of Classification Search** D16/101,
D16/300-342; D29/109-110; D24/110.2;
351/41, 44, 51-52, 62, 158, 92, 103-123,
351/140, 153, 45-46, 157; 2/426-432, 447-449,
2/441, 434-437, 13, 15; D21/483, 659-661
See application file for complete search history.

(56) **References Cited**

U.S. PATENT DOCUMENTS

- D144,289 S * 4/1946 Colwell D16/323
- D204,959 S * 5/1966 McCulluch D16/323
- D380,003 S * 6/1997 Wiedner D16/325

- D482,384 S * 11/2003 Frederik Anton Thiele
et al. D16/328
- D587,293 S * 2/2009 Dawn D16/314
- D596,662 S * 7/2009 Gonzalez D16/341
- 2005/0237478 A1* 10/2005 Lipawsky 351/51

* cited by examiner

Primary Examiner—Raphael Barkai
(74) *Attorney, Agent, or Firm*—Vorys Sater Seymour & Pease
LLP; Corinne Marie Pouliquen

(57) **CLAIM**

The ornamental design for an eye frame with gemstones on end tips, as shown and described.

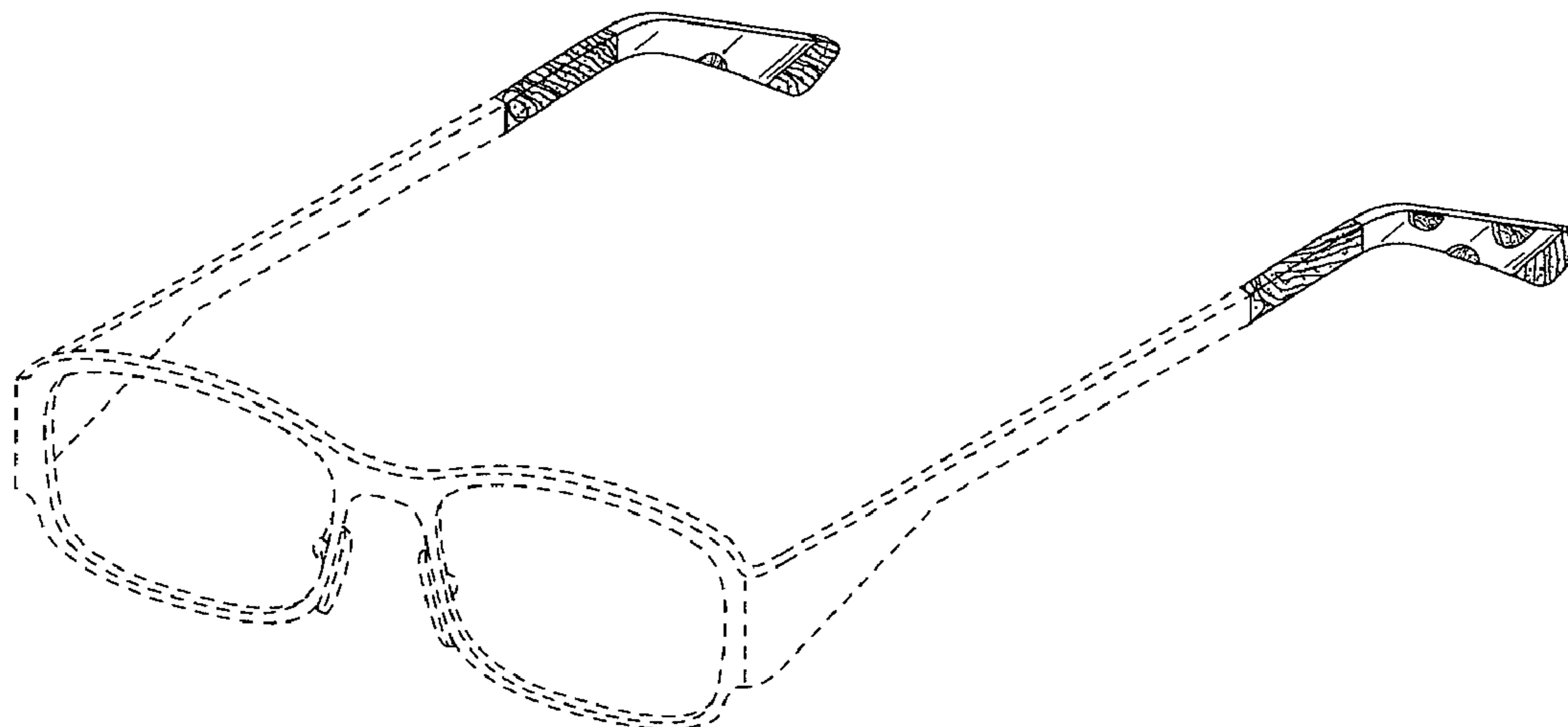
DESCRIPTION

FIG. 1 is a top plan view of my new design;
FIG. 2 is a side elevational view of the outside thereof;
FIG. 3 is a side elevational view of the inside thereof; and,
FIG. 4 is a perspective view thereof.

The stippling and shading on the end tips represent gemstones. The broken lines are for reference only and form no part of the claimed design.

The end tip is shown separately in FIGS. 1-3 for ease of illustration only.

1 Claim, 2 Drawing Sheets



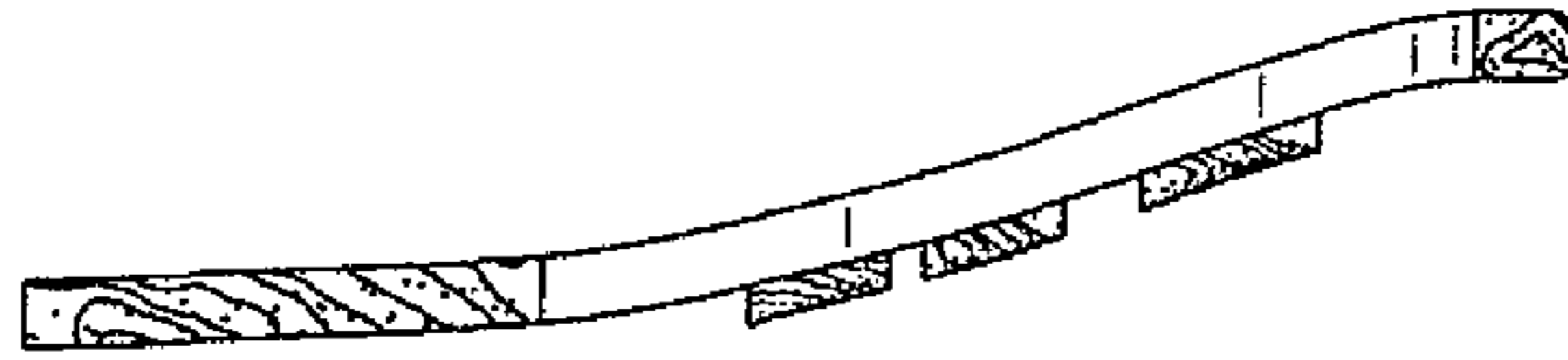


FIG. 1




FIG. 2

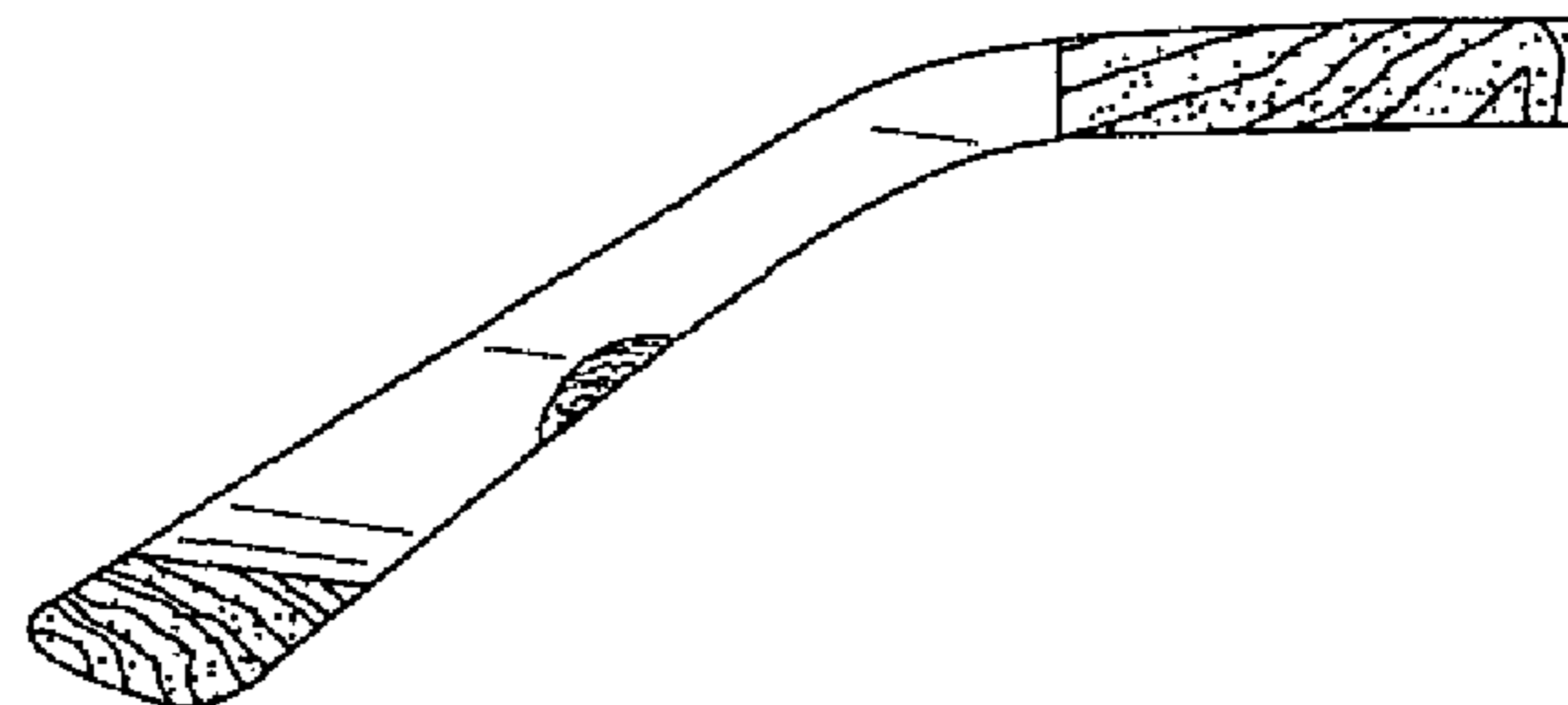


FIG. 3

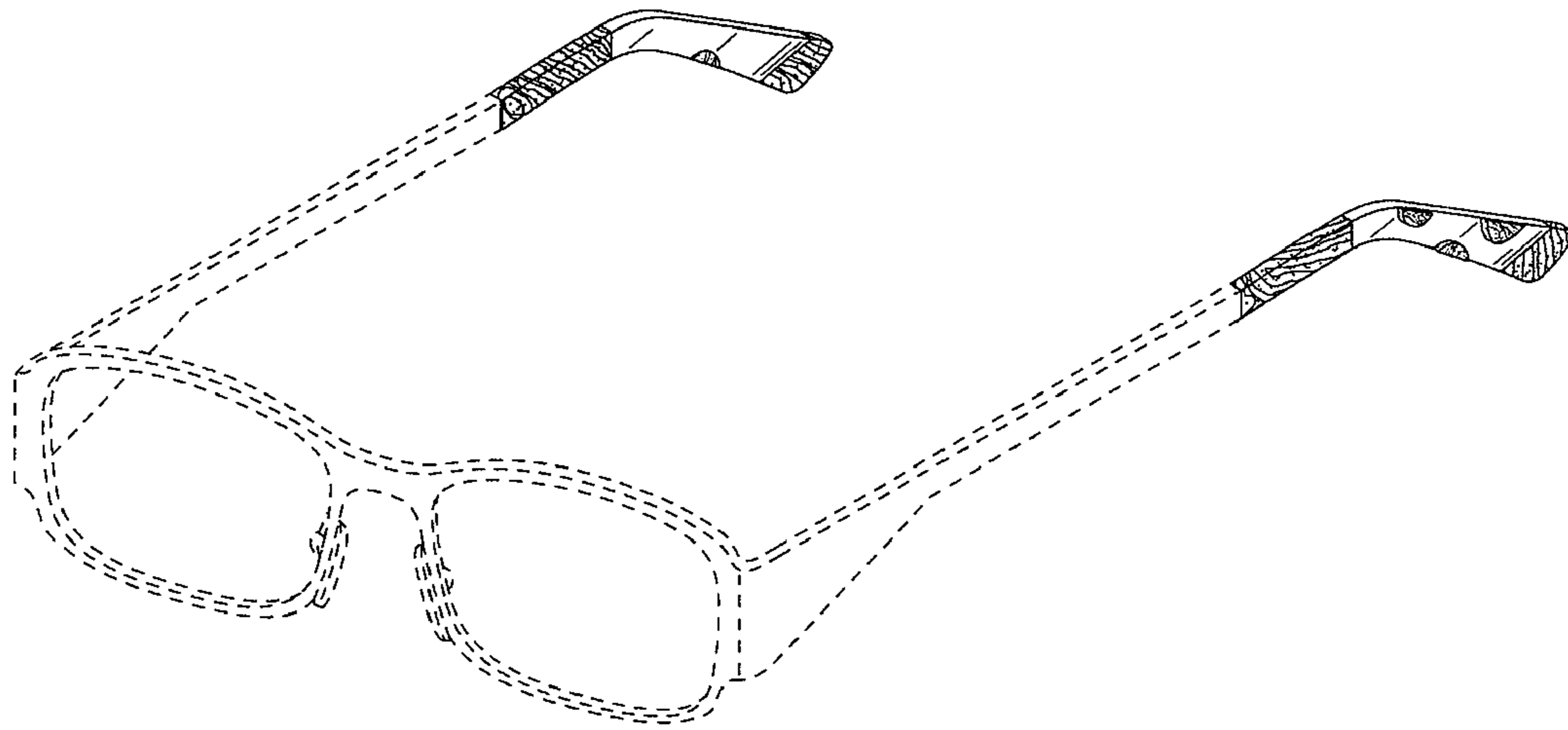


FIG. 4