



US00D619161S

(12) **United States Design Patent**  
**Rutter et al.**

(10) **Patent No.:** **US D619,161 S**  
(45) **Date of Patent:** **\*\* Jul. 6, 2010**

(54) **EYEWEAR COMPONENT**

(75) Inventors: **Bryce G. Rutter**, St. Louis, MO (US);  
**Jeffrey F. Feng**, Chesterfield, MO (US);  
**Marc Hunter**, St. Louis, MO (US)

(73) Assignee: **Kimberly-Clark Worldwide, Inc.**,  
Neenah, WI (US)

(\*\*) Term: **14 Years**

(21) Appl. No.: **29/341,814**

(22) Filed: **Aug. 13, 2009**

(51) **LOC (9) Cl.** ..... **16-06**

(52) **U.S. Cl.** ..... **D16/332**

(58) **Field of Classification Search** ..... D16/100,  
D16/101, 300-330, 332-338; D29/109,  
D29/110; D24/110.2; 351/41, 44, 51, 52,  
351/62, 92, 103-111, 114-119, 121-123,  
351/130, 158, 138; 2/447-449; D8/300  
See application file for complete search history.

(56) **References Cited**

**U.S. PATENT DOCUMENTS**

4,934,807	A	6/1990	Bolle et al.	
D323,333	S	1/1992	Jannard et al.	
D330,716	S	* 11/1992	Jannard	D16/314
D342,534	S	12/1993	Jannard et al.	
5,387,949	A	* 2/1995	Tackles	351/121
5,526,070	A	6/1996	Simioni	

D397,132	S	*	8/1998	Yee	.....	D16/315
D410,244	S	*	5/1999	Lin	.....	D16/314
D454,905	S		3/2002	Lueking		
D474,800	S	*	5/2003	Hou	.....	D16/314
D485,856	S	*	1/2004	Wolfe	.....	D16/335
7,147,321	B2		12/2006	Van Atta		
D555,701	S	*	11/2007	Bruck	.....	D16/311
D576,198	S	*	9/2008	Cheng	.....	D16/314
D607,484	S	*	1/2010	Yang	.....	D16/315

\* cited by examiner

*Primary Examiner*—Raphael Barkai

*Assistant Examiner*—Randall H Gholson

(74) *Attorney, Agent, or Firm*—Nathan P. Hendon

(57) **CLAIM**

We claim the ornamental design for an eyewear component, as shown and described.

**DESCRIPTION**

FIG. 1 is a front perspective view of eyewear and the eyewear component of the present invention;

FIG. 2 is a front elevation view thereof;

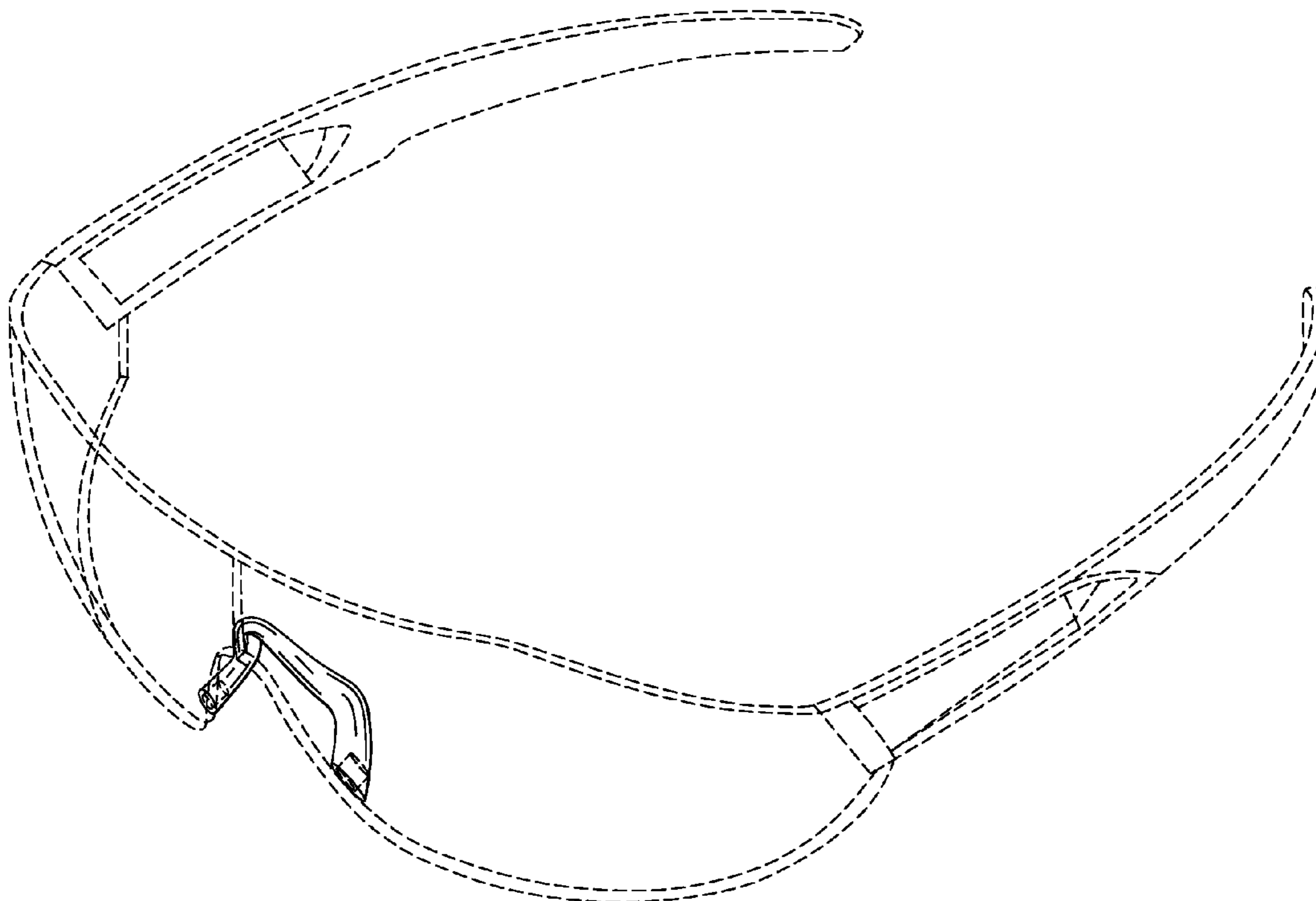
FIG. 3 is a left-side elevation view thereof, the right-side elevation view being a mirror image thereof;

FIG. 4 is a rear elevation view thereof;

FIG. 5 is a top plan view thereof; and,

FIG. 6 is a bottom plan view thereof.

**1 Claim, 6 Drawing Sheets**



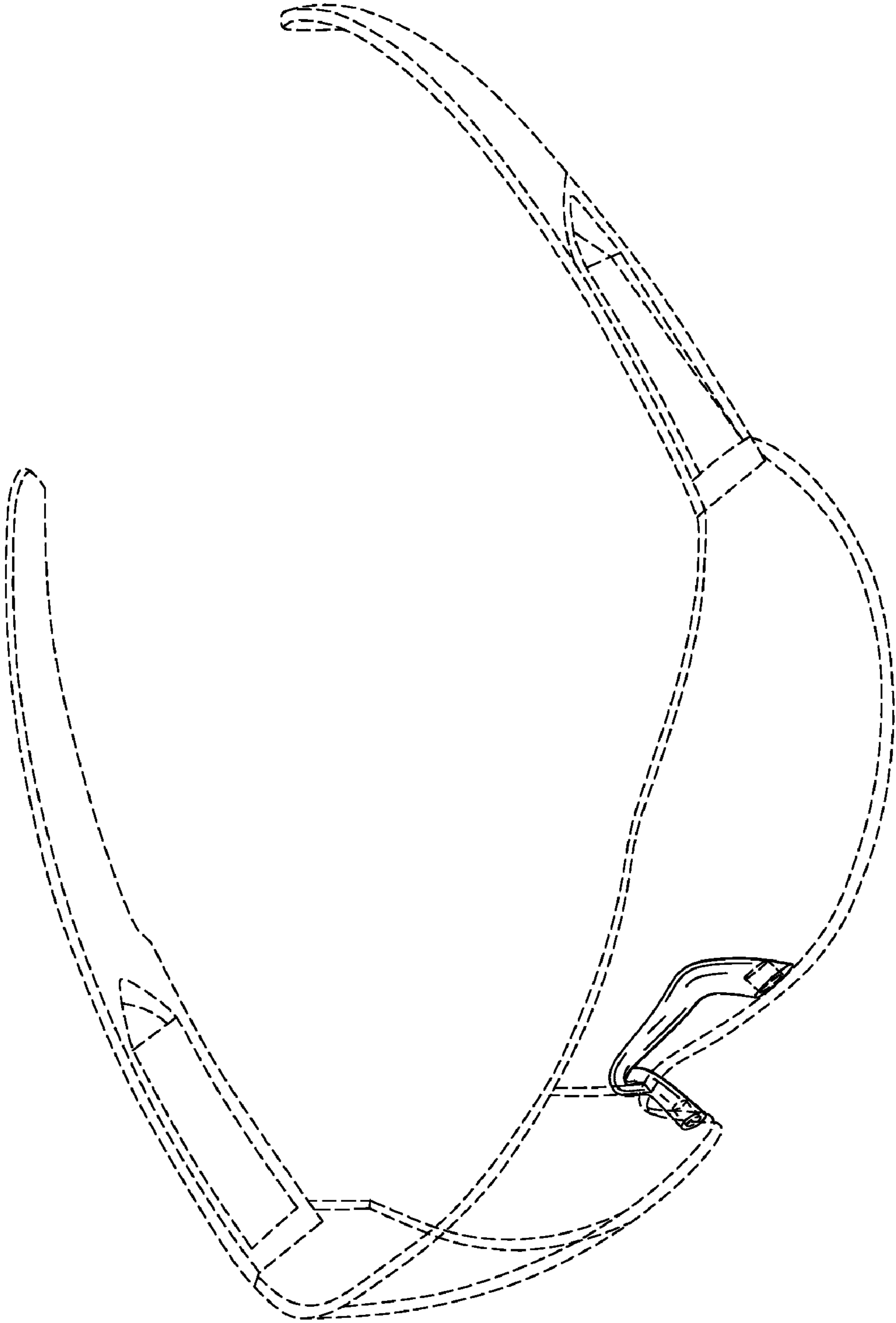


FIG. 1

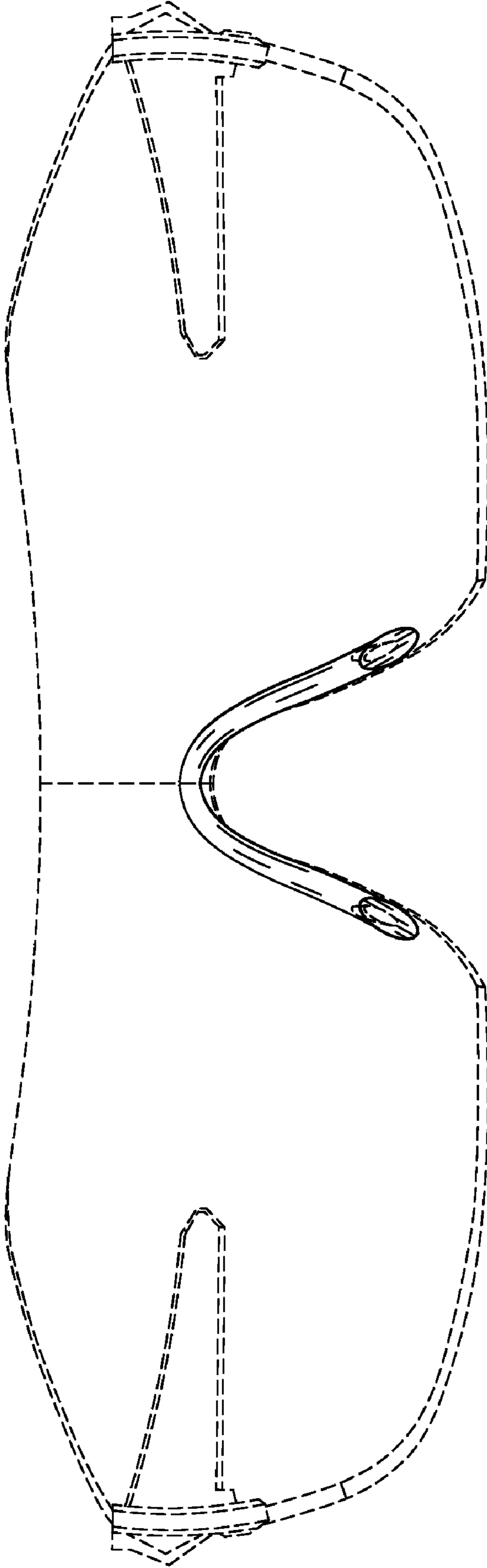


FIG. 2

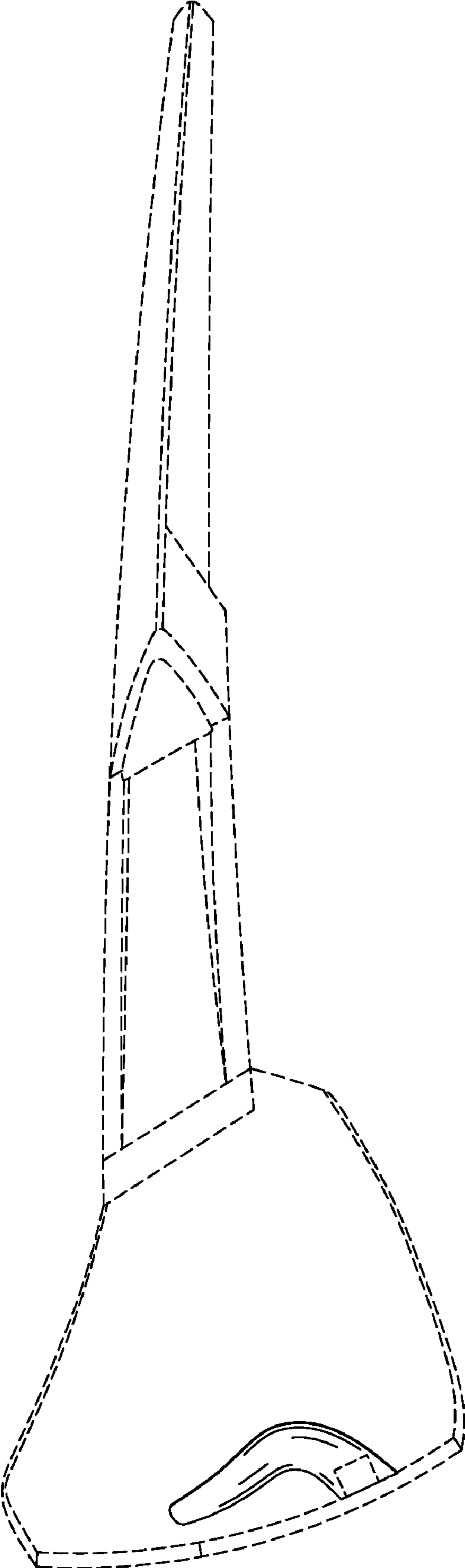


FIG. 3

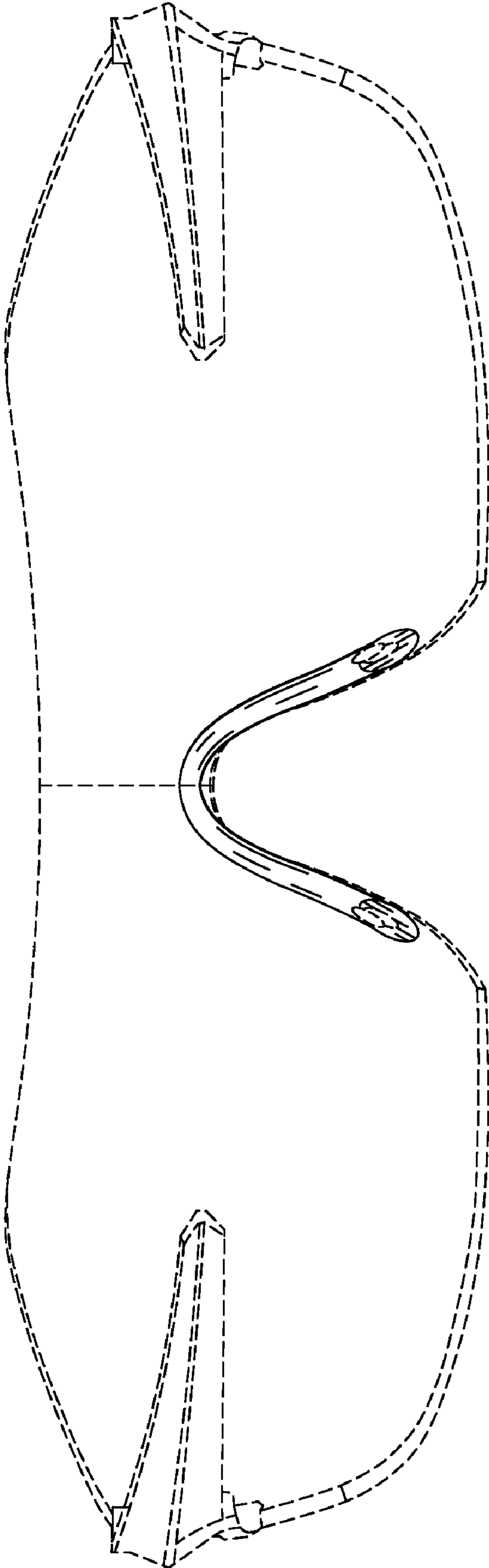


FIG. 4

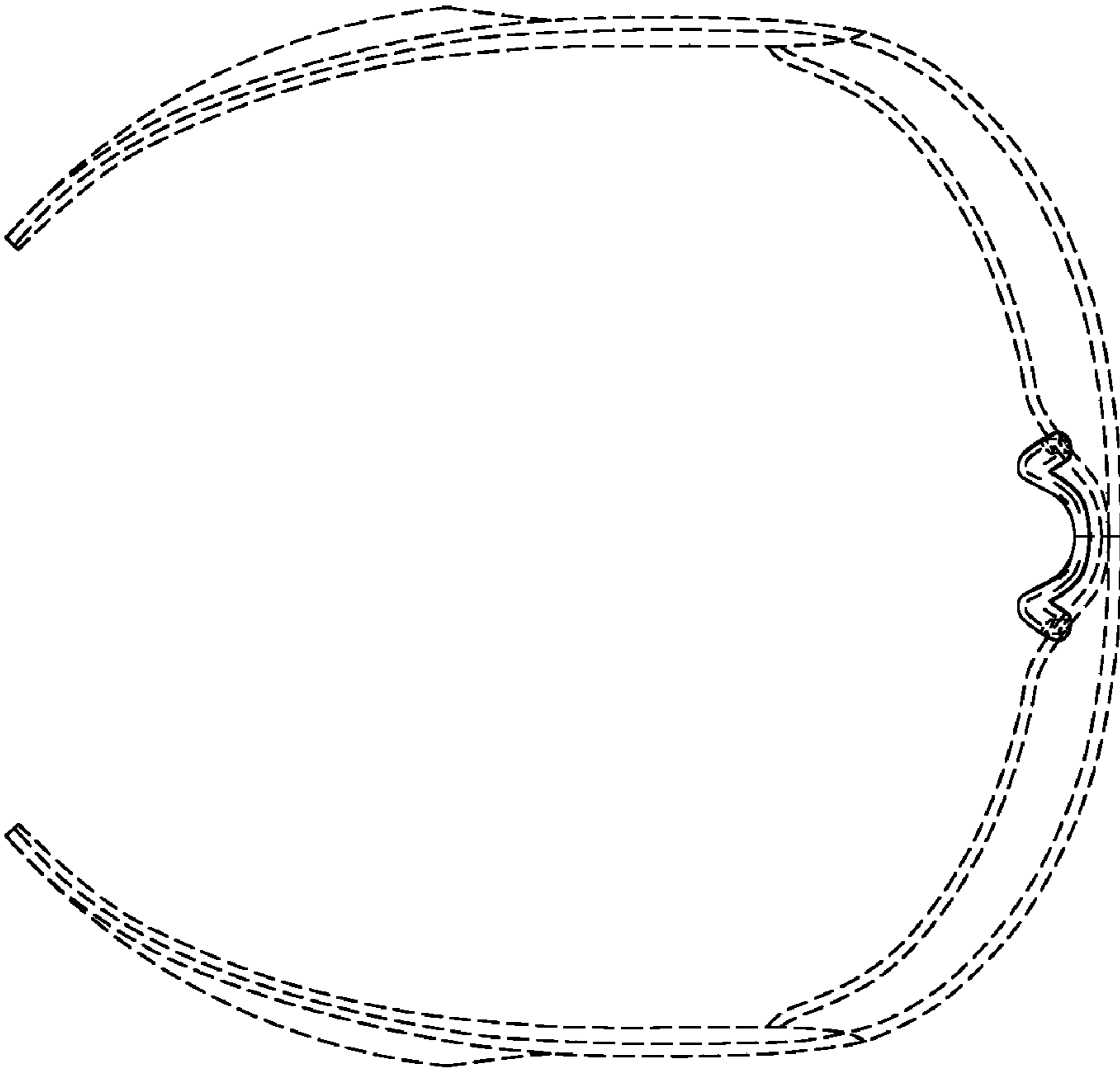


FIG. 5

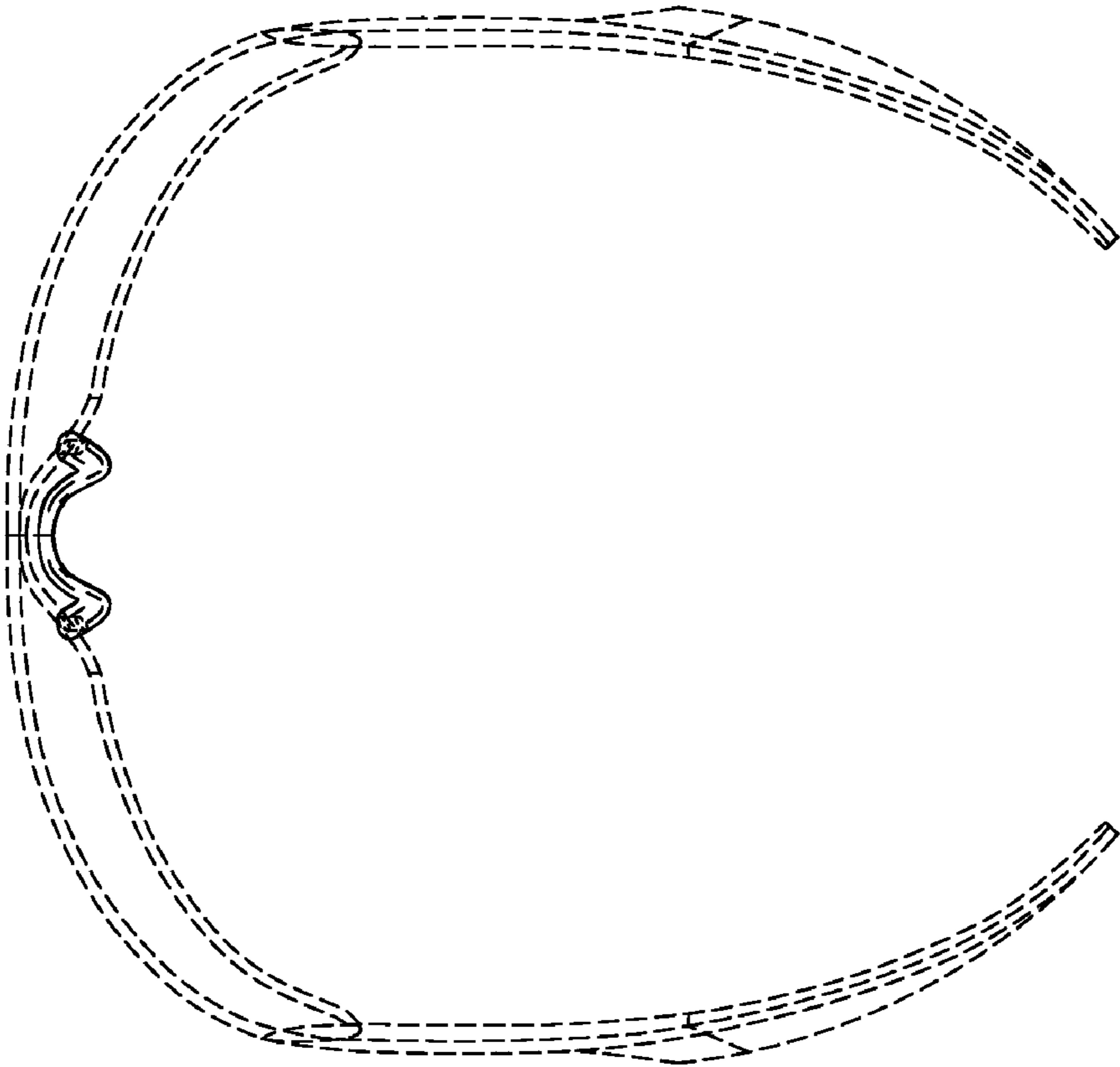


FIG. 6