



US00D619125S

(12) **United States Design Patent**
Kung

(10) **Patent No.:** **US D619,125 S**
(45) **Date of Patent:** **** Jul. 6, 2010**

(54) **INFARED WIRELESS MICROPHONE TRANSMITTER**

(76) Inventor: **Te-Wei Kung**, P.O. Box 90, Tainan City 70499 (TW)

(**) Term: **14 Years**

(21) Appl. No.: **29/343,340**

(22) Filed: **Sep. 11, 2009**

(51) **LOC (9) Cl.** **14-03**

(52) **U.S. Cl.** **D14/225**

(58) **Field of Classification Search** D14/225, D14/226, 191, 218, 240, 227, 228, 229, 259; D10/104, 106; D13/168; D3/207; 381/319, 381/104, 173; 379/429.01, 433.01, 420.02, 379/433.11; 455/100, 575.1

See application file for complete search history.

(56) **References Cited**

U.S. PATENT DOCUMENTS

2,336,828	A	*	12/1943	Zarth	381/319
2,486,264	A	*	10/1949	De Armond	84/725
D195,957	S	*	8/1963	Spilman	D14/225
D195,960	S	*	8/1963	Spilman	D14/225
D195,964	S	*	8/1963	Spilman	D14/225
D197,466	S	*	2/1964	Spilman	D14/225
5,457,448	A	*	10/1995	Totsuka et al.	340/825.72
D371,126	S	*	6/1996	Bro	D14/138 AB

D375,909	S	*	11/1996	Dziersk et al.	D10/106
D379,009	S	*	4/1997	Osiecki	D14/167
D409,999	S	*	5/1999	Nuovo et al.	D14/138 R
D415,115	S	*	10/1999	Kawashima	D13/168
D465,781	S	*	11/2002	Fischer	D14/240
D494,960	S	*	8/2004	Lum	D14/225
D567,790	S	*	4/2008	Cardoso et al.	D14/138 R
D573,981	S	*	7/2008	Hoehn et al.	D14/218
D602,916	S	*	10/2009	Won et al.	D14/218
D607,440	S	*	1/2010	Yamakawa et al.	D14/225

* cited by examiner

Primary Examiner—Paula Greene

(57) **CLAIM**

The ornamental design for an infared wireless microphone transmitter, as shown and described.

DESCRIPTION

FIG. 1 is a perspective view of an infared wireless microphone transmitter showing my design;

FIG. 2 is a front elevational view thereof;

FIG. 3 is a rear elevational view thereof;


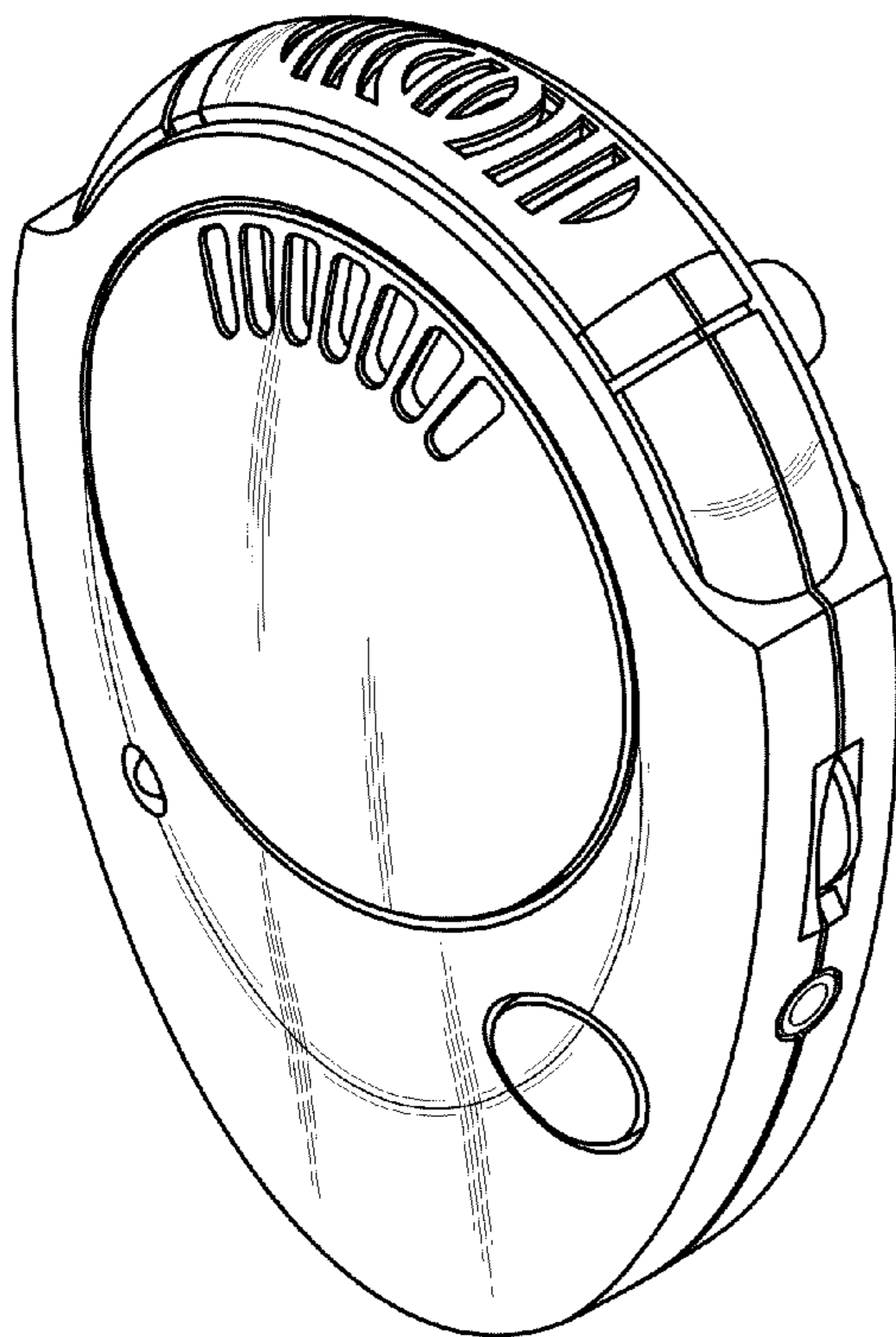
FIG. 4 is a left side elevational view thereof;

FIG. 5 is a right side elevational view thereof;

FIG. 6 is a top plan view thereof; and,

FIG. 7 is a bottom plan view.

1 Claim, 5 Drawing Sheets



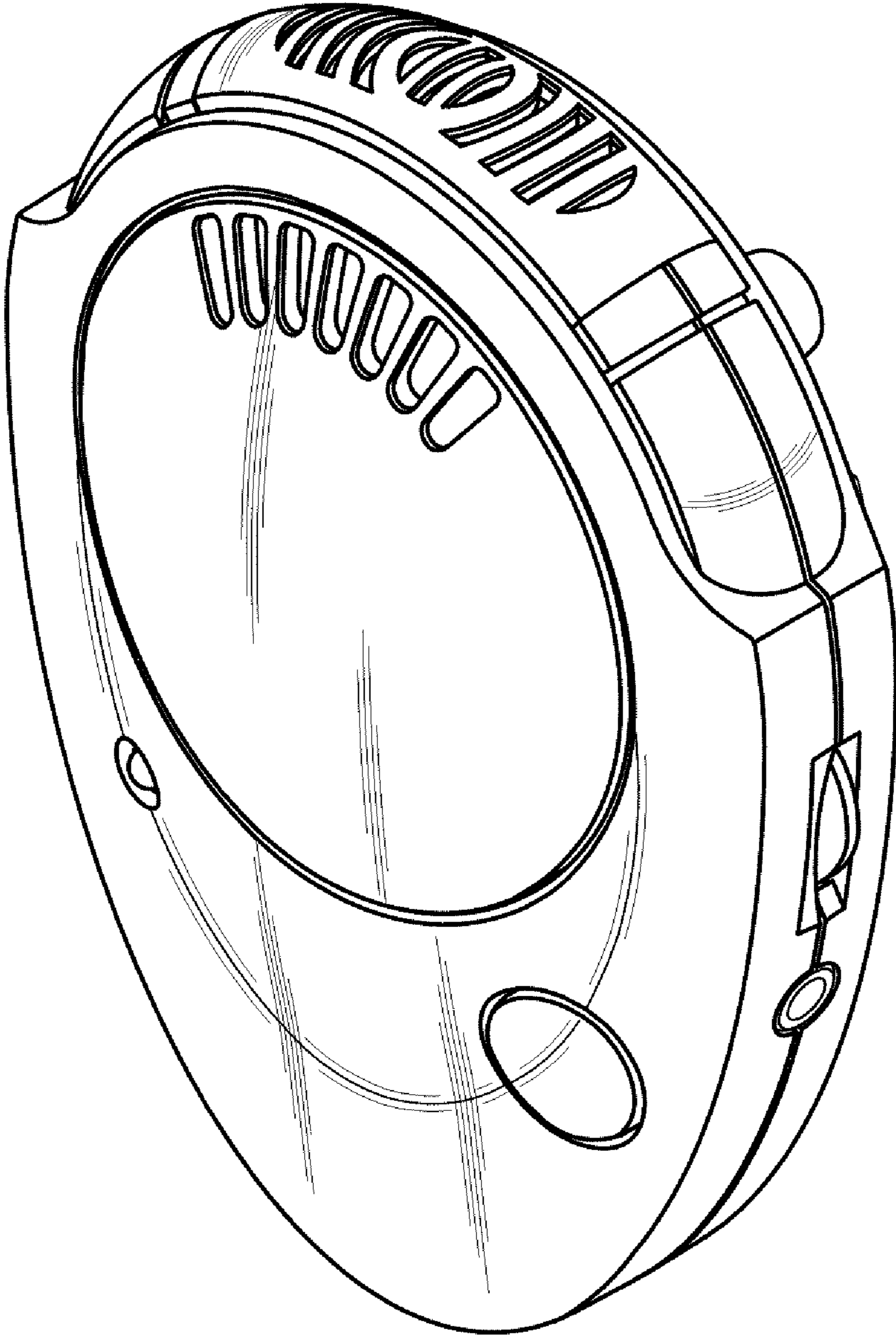


FIG. 1

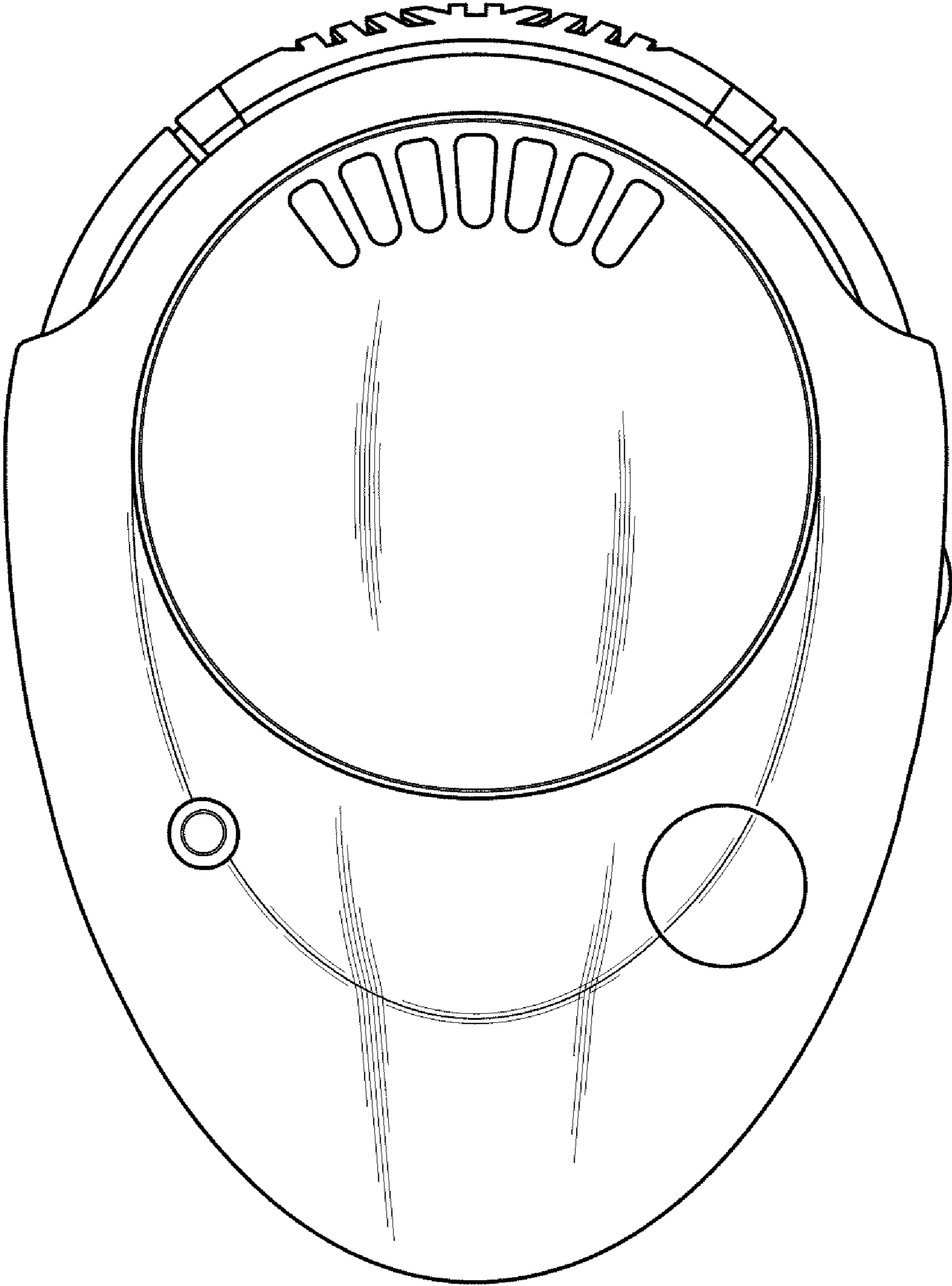


FIG.2




FIG. 3

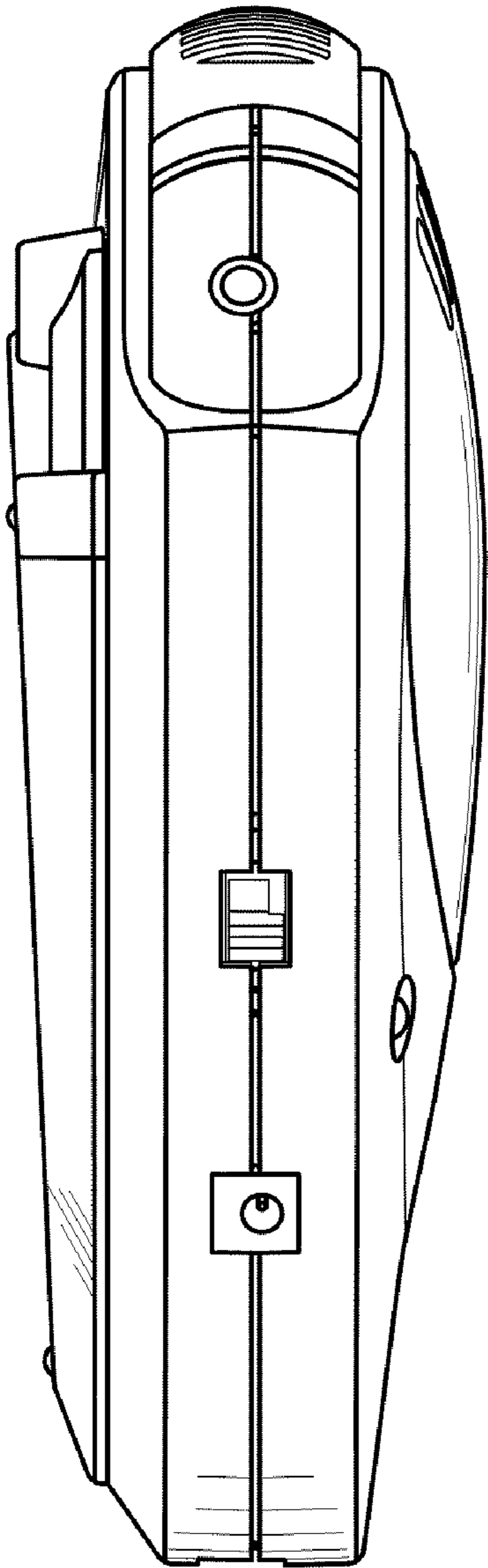


FIG. 4

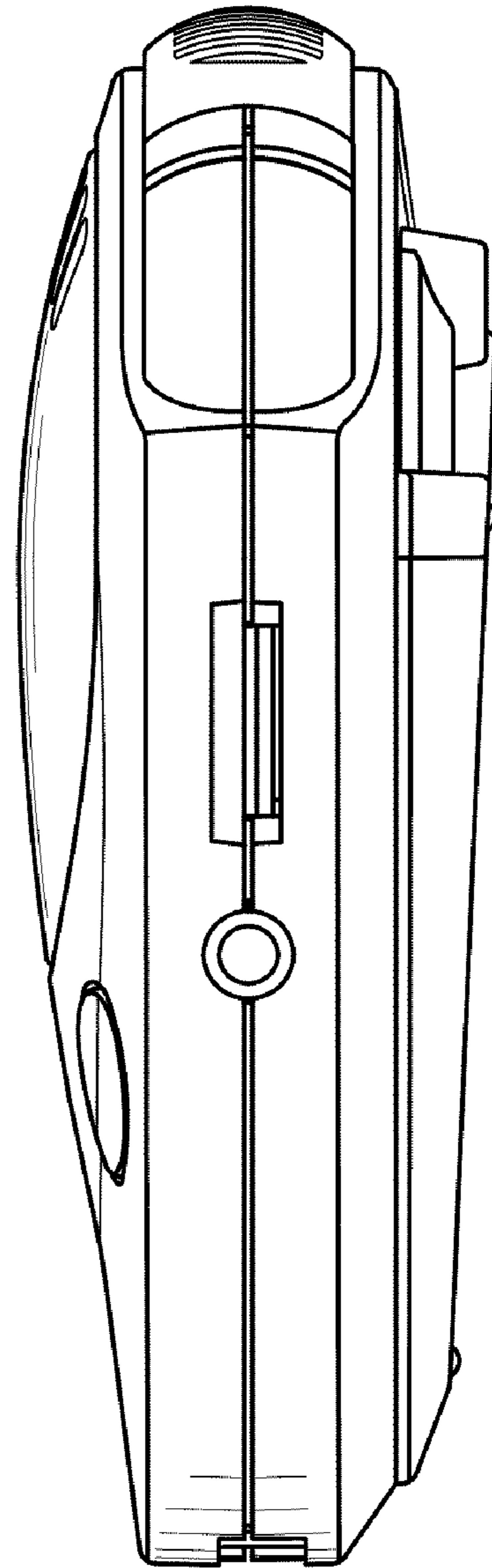


FIG. 5




FIG. 6

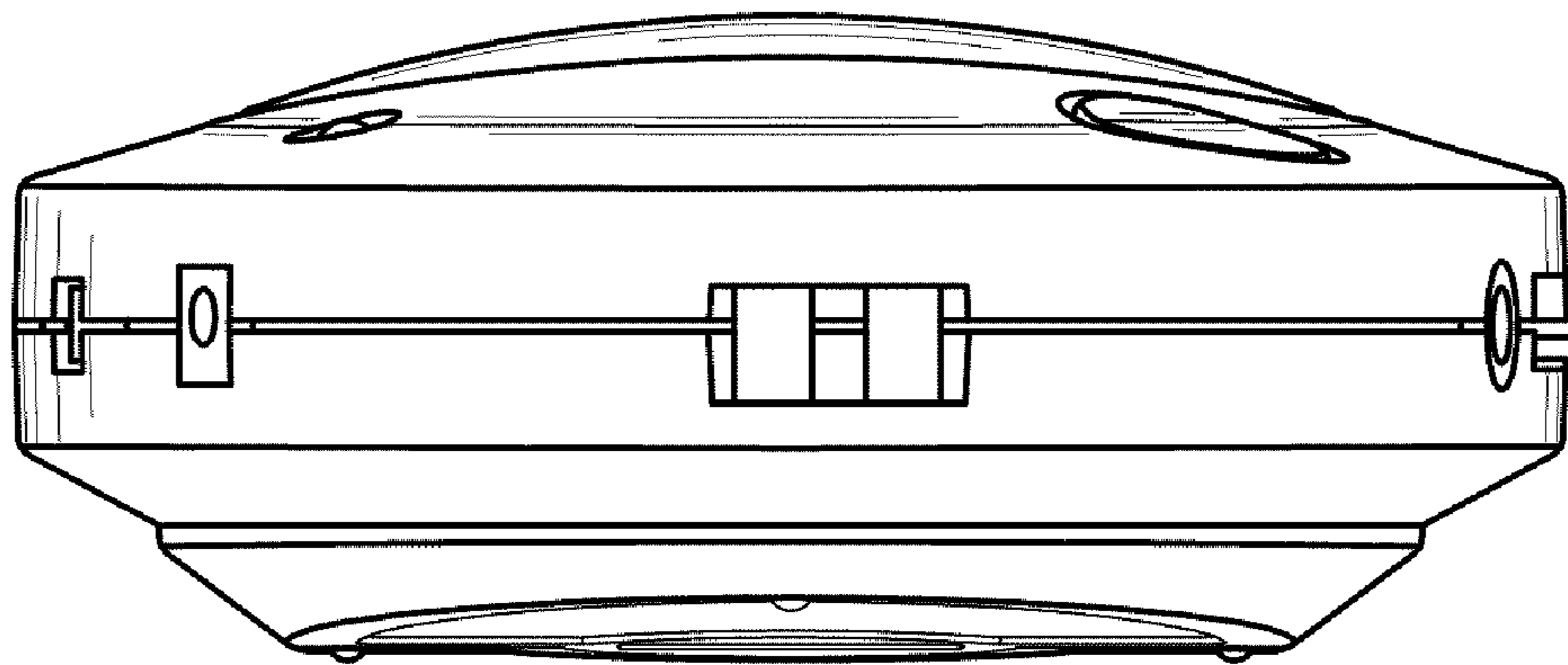


FIG. 7