



US00D619119S

(12) **United States Design Patent**
Graber

(10) **Patent No.:** **US D619,119 S**

(45) **Date of Patent:** **** Jul. 6, 2010**

(54) **HOUSING FOR PUBLIC ADDRESS SYSTEM**

5,444,194 A * 8/1995 Reinke 181/150
D542,271 S * 5/2007 Jenkins et al. D14/216

(76) Inventor: **Curtis E. Graber**, 9301 Roberts Rd.,
Woodburn, IN (US) 46797

* cited by examiner

Primary Examiner—Nanda Bondade

(**) Term: **14 Years**

(57) **CLAIM**

(21) Appl. No.: **29/316,001**

The ornamental design for a housing for a public address system, as shown.

(22) Filed: **Aug. 14, 2009**

(51) **LOC (9) Cl.** **14-01**

(52) **U.S. Cl.** **D14/216**

(58) **Field of Classification Search** D14/204,
D14/210–216, 172; 181/143–144, 147–148,
181/150–153, 157, 198–199; 381/300–303,
381/306, 332–333, 336, 345, 361–364, 386–388
See application file for complete search history.

DESCRIPTION

FIG. 1 is a bottom, front perspective view of a public address system showing my new design;

FIG. 2 is rear elevational view thereof;

FIG. 3 is a top plan view thereof;

FIG. 4 is a bottom, front perspective view of a second embodiment of FIG. 1;

FIG. 5 is a rear elevational view of FIG. 4; and,


FIG. 6 is a top plan view of FIG. 4.

(56) **References Cited**

U.S. PATENT DOCUMENTS

D302,816 S * 8/1989 Macaulay D14/210
D360,635 S * 7/1995 Mark D14/212

1 Claim, 6 Drawing Sheets






FIG. 1




FIG. 2




FIG. 3

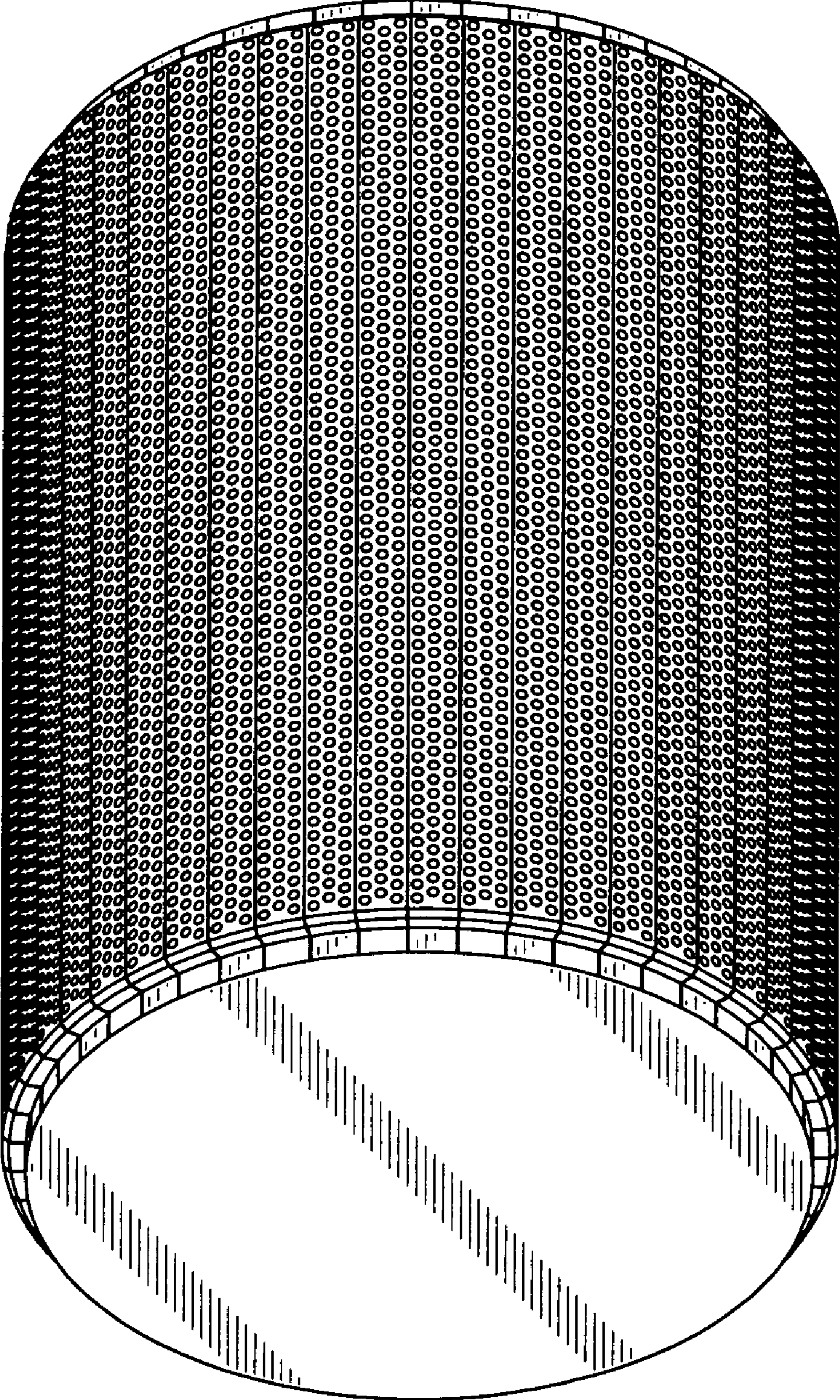


FIG. 4

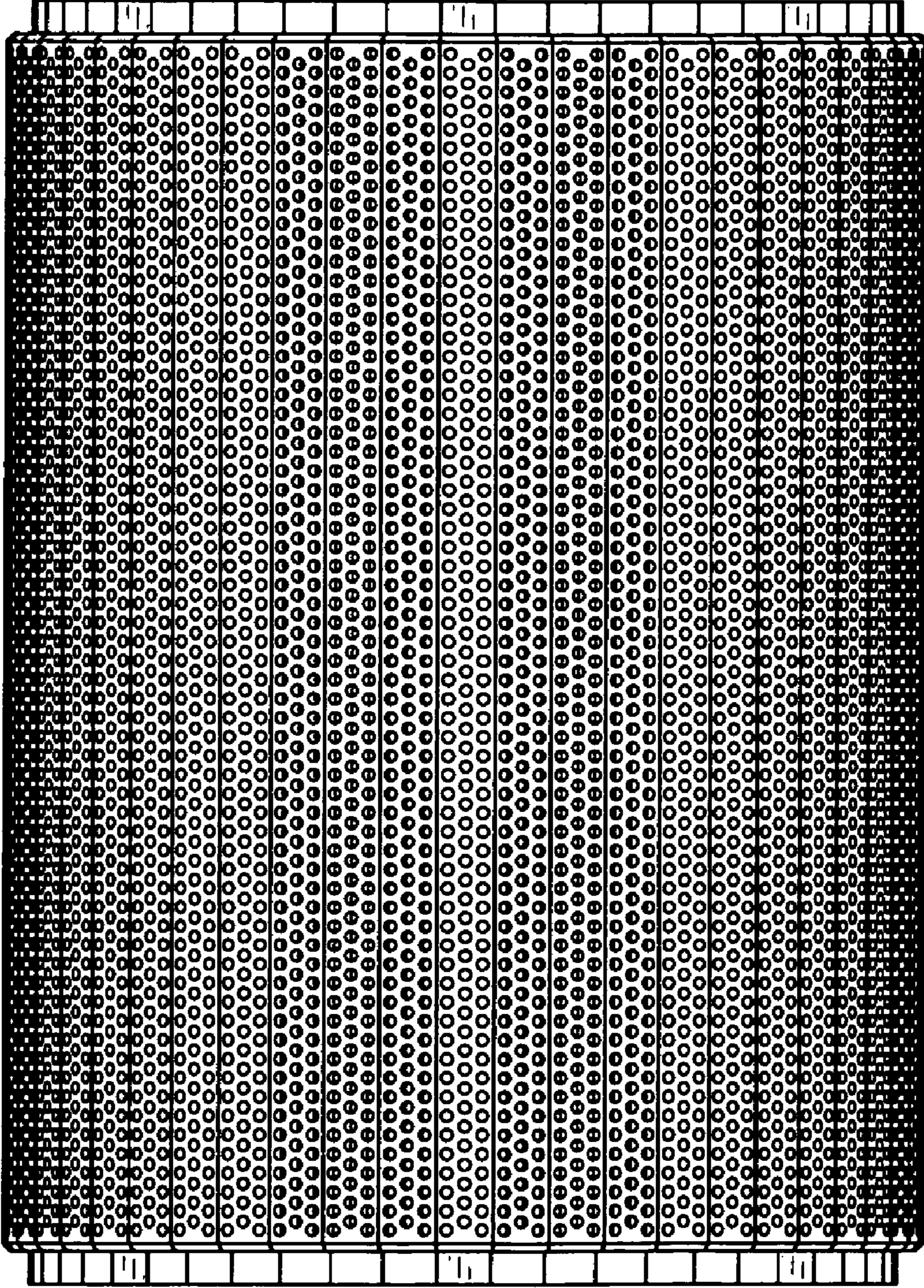


FIG. 5

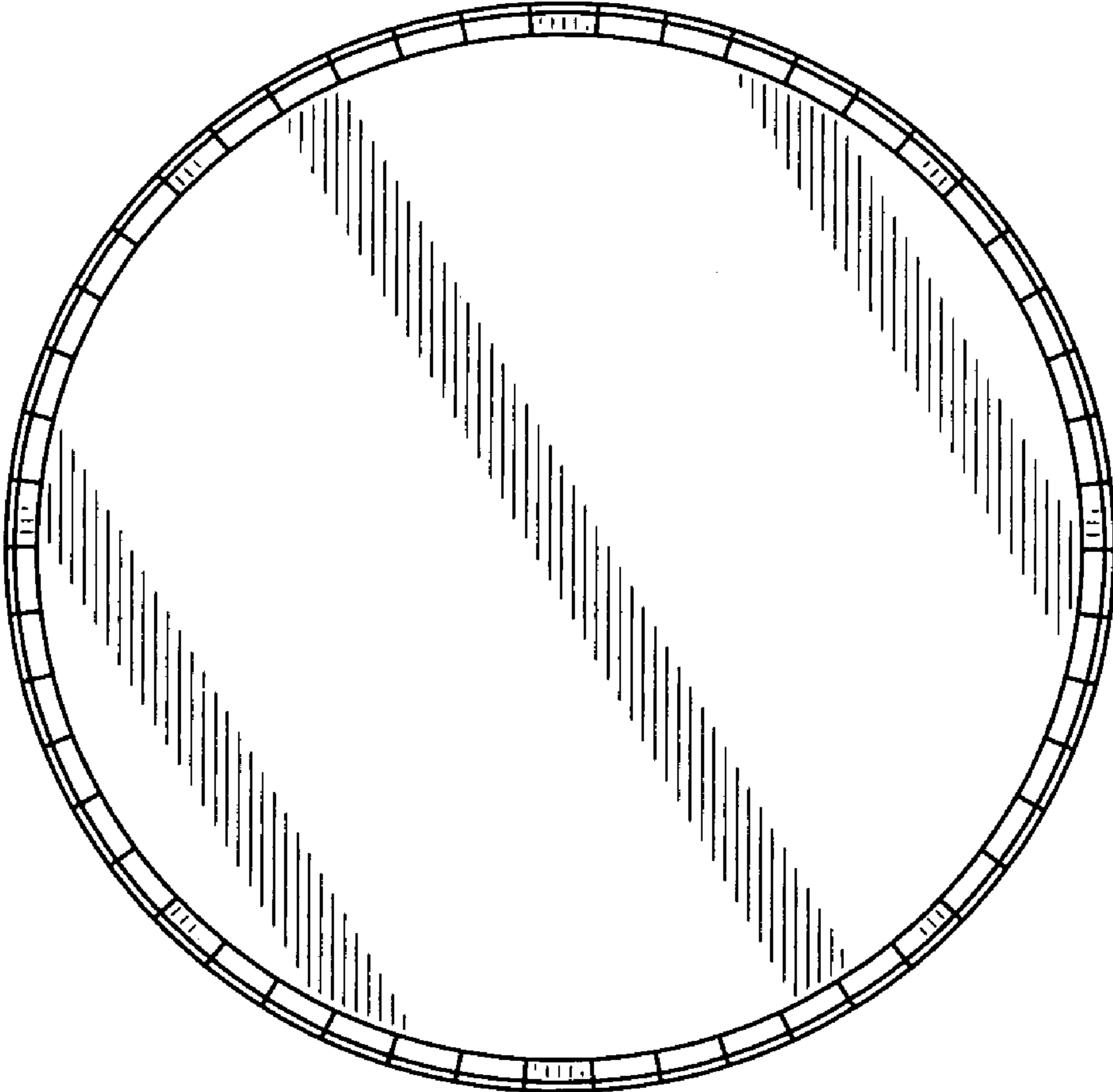


FIG. 6