



US00D619104S

(12) **United States Design Patent**
Boyland et al.

(10) **Patent No.:** **US D619,104 S**
(45) **Date of Patent:** **** Jul. 6, 2010**

(54) **MOTOR DRIVE ENCLOSURE**

(75) Inventors: **John Boyland**, Christiansburg, VA (US);
Shelly Hylton, Christiansburg, VA (US);
Nurit Barlev Rohar, Ramat Gan (IL);
George Yundt, Andover, MA (US);
Mike Joseph, Dublin, VA (US); **Perry Slaughter**, Pulaski, VA (US); **Talmadge Mathis**, Elliston, VA (US); **George Ellis**, Blacksburg, VA (US); **Wei Tong**, Clifton Park, NY (US); **Lyle Ostby**, Sussex, WI (US); **Jerry Johnson**, Wisconsin Rapids, WI (US); **Oren Saraf**, Maccabim-Reut (IL)

(73) Assignee: **Kollmorgen Corporation**, Radford, VA (US)

(**) Term: **14 Years**

(21) Appl. No.: **29/331,633**

(22) Filed: **Jan. 29, 2009**

(51) **LOC (9) Cl.** **13-03**

(52) **U.S. Cl.** **D13/162; D13/184**

(58) **Field of Classification Search** D13/160,
D13/162, 162.1, 164, 184, 199; D14/349,
D14/356, 441, 443, 444, 445, 446, 125, 435,
D14/257; 312/223.1; 361/600, 601, 679,
361/685, 686, 687, 688, 689, 690

See application file for complete search history.

(56) **References Cited**

U.S. PATENT DOCUMENTS

D330,888 S * 11/1992 Worley D13/184

D347,210 S * 5/1994 Sharpe D13/184
D476,299 S * 6/2003 Witte D13/184
D512,696 S * 12/2005 Nurmi et al. D13/184
D529,453 S * 10/2006 Schurr et al. D13/184
D543,161 S * 5/2007 Stepputat D13/184
D543,955 S * 6/2007 Hayes et al. D13/184
D543,956 S * 6/2007 Hayes et al. D13/184

* cited by examiner

Primary Examiner—Daniel D Bui

Assistant Examiner—Thomas J Johannes

(74) *Attorney, Agent, or Firm*—Withrow & Terranova, PLLC

(57) **CLAIM**

The ornamental design for motor drive enclosure, as shown and described.

DESCRIPTION

This application is related to co-pending U.S. Design patent application Ser. No. 29/331,637, entitled “Motor Drive Enclosure,” filed on Jan. 29, 2009, which is hereby incorporated by reference in its entirety.

FIG. 1 is a front, left side and top perspective view of a motor drive enclosure showing my new design;

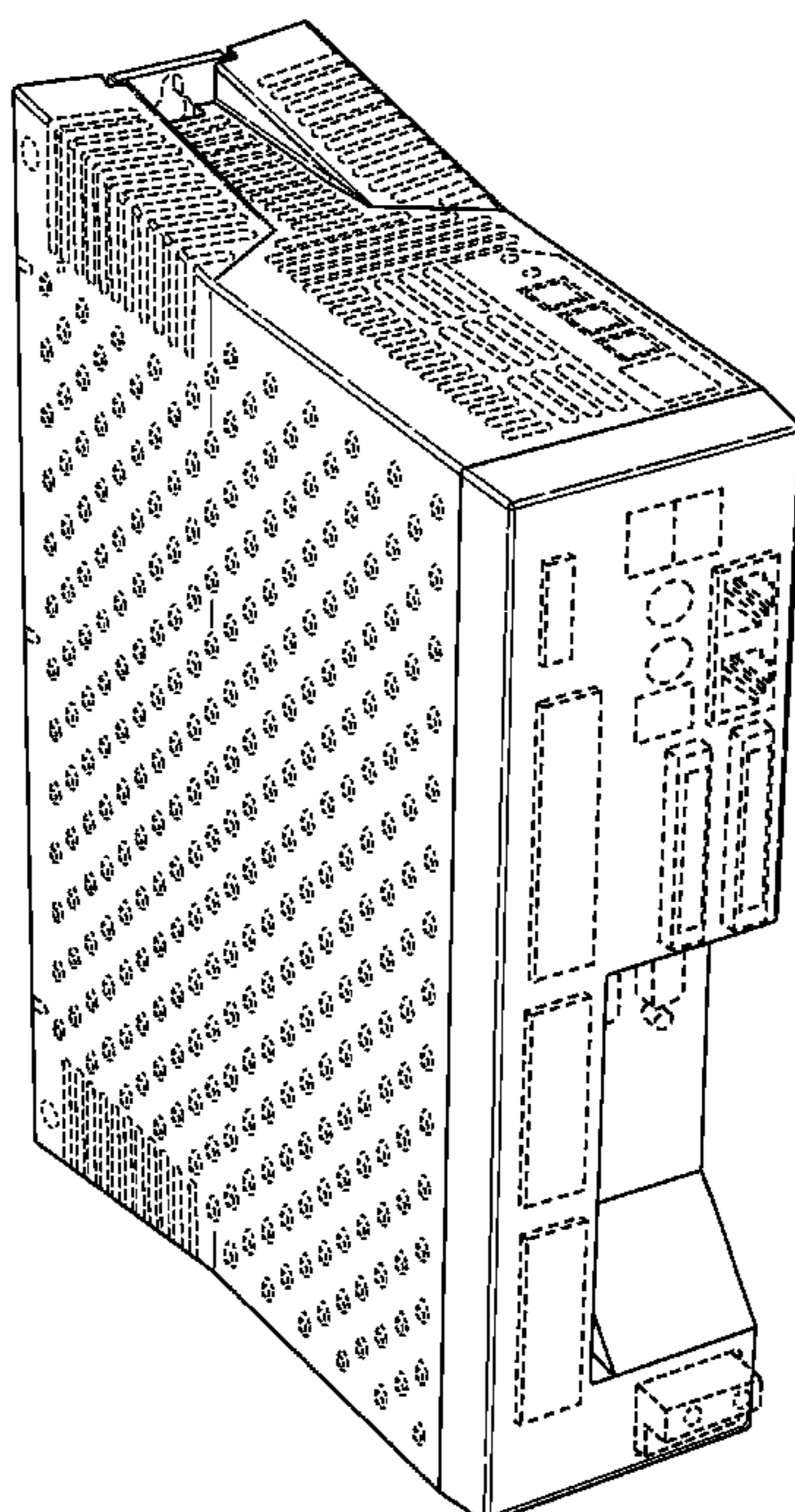
FIG. 2 is a front view thereof;

FIG. 3 is a top view thereof; and,

FIG. 4 is a left side view thereof.

The broken lines in the drawings show unclaimed subject matter only, and do not form part of the claimed design.

1 Claim, 4 Drawing Sheets



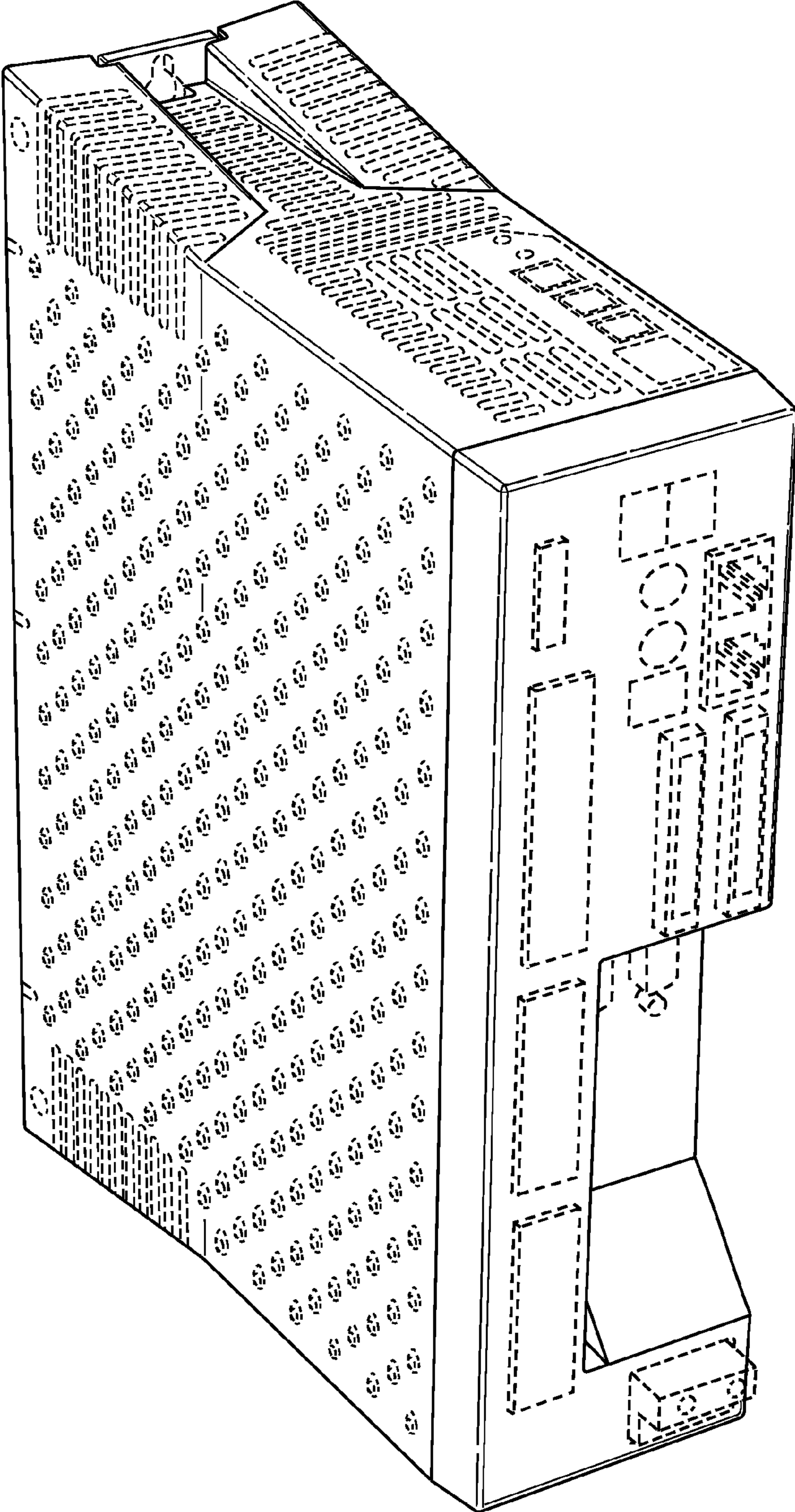


FIG. 1

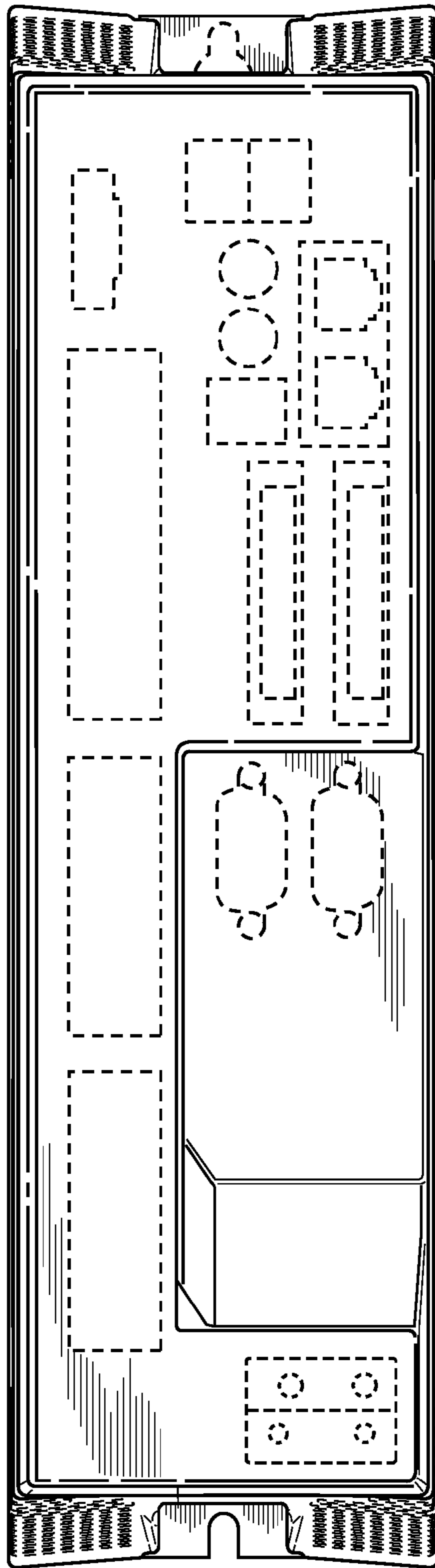


FIG. 2

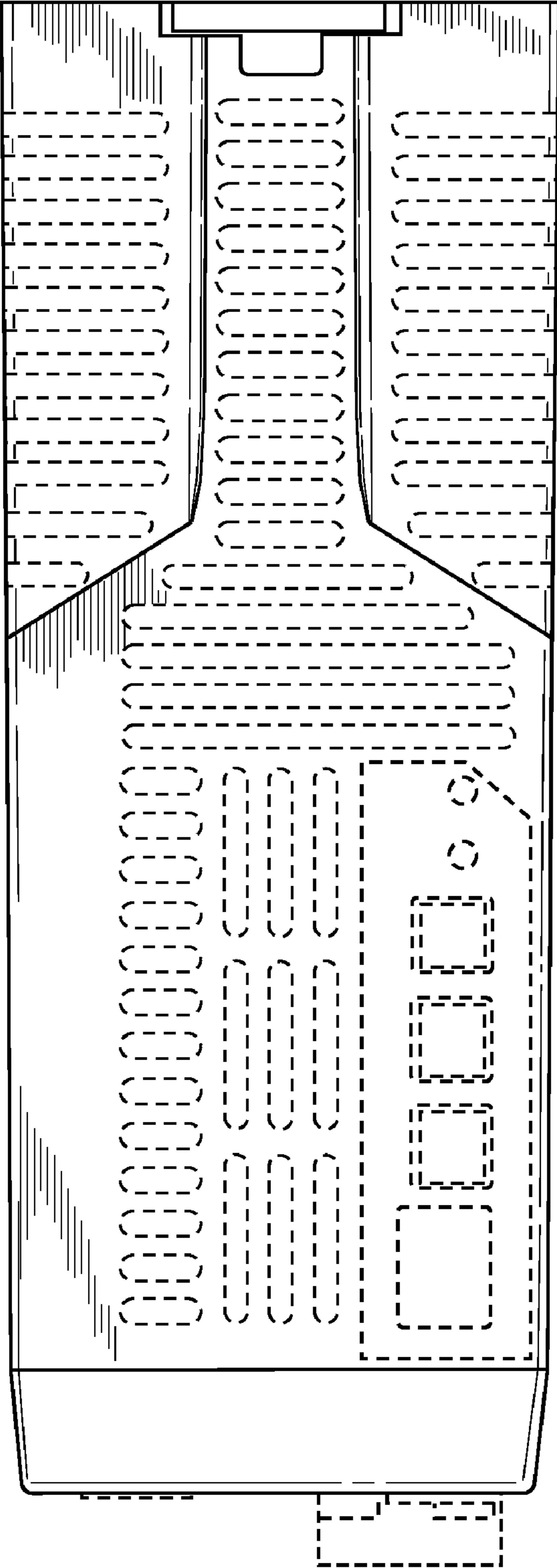


FIG. 3

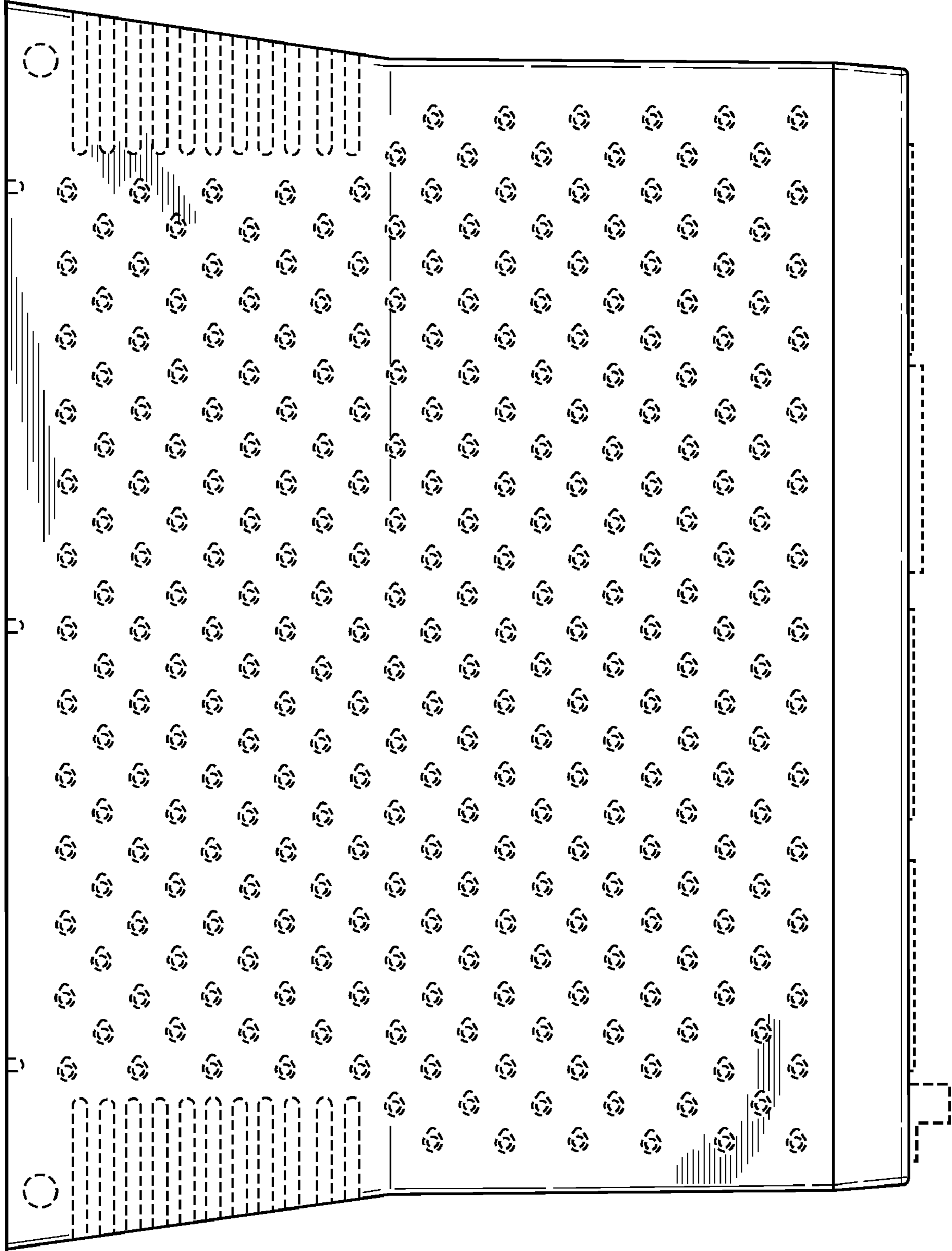


FIG. 4