



US00D619102S

(12) **United States Design Patent**
Hanses

(10) **Patent No.:** **US D619,102 S**
(45) **Date of Patent:** **** Jul. 6, 2010**

(54) **ELECTRICAL CONTROLLER DEVICE**

D593,040 S * 5/2009 Frassinetti et al. D13/160

(75) Inventor: **Markus Hanses**, Hoexter (DE)

OTHER PUBLICATIONS

(73) Assignee: **Phoenix Contact GmbH & Co. KG**,
Blomberg (DE)

Co-pending U.S. Appl. No. 29/327,438, filed Nov. 5, 2008.

Co-pending U.S. Appl. No. 29/312,671, filed Nov. 5, 2008.

(**) Term: **14 Years**

* cited by examiner

(21) Appl. No.: **29/327,433**

Primary Examiner—Daniel D Bui

Assistant Examiner—Thomas J Johannes

(22) Filed: **Nov. 5, 2008**

(74) *Attorney, Agent, or Firm*—Leydig, Voit & Mayer, Ltd.

(30) **Foreign Application Priority Data**

(57) **CLAIM**

May 5, 2008 (EP) 000928478

The ornamental design for electrical controller device, as shown and described.

(51) **LOC (9) Cl.** **13-03**

DESCRIPTION

(52) **U.S. Cl.** **D13/160**

FIG. 1 is a top, front, and left side perspective view of an embodiment of my new design for an electrical controller device;

(58) **Field of Classification Search** D13/123,
D13/158, 159, 160, 161, 162, 162.1, 164,
D13/184, 199; 200/43.14, 50.01, 50.21–50.23,
200/51 R, 293, 400, 401; 361/42, 44, 45,
361/50, 71, 115, 608, 634, 673

FIG. 2 is a left side view thereof;

FIG. 3 is a rear view thereof;

See application file for complete search history.

FIG. 4 is front view thereof;

(56) **References Cited**

FIG. 5 is right side view thereof;

U.S. PATENT DOCUMENTS

FIG. 6 is a bottom view thereof; and,

FIG. 7 is a top view thereof.

D406,106 S *	2/1999	Gonser	D13/160
D506,185 S *	6/2005	Kim	D13/160
D562,777 S *	2/2008	Azzola et al.	D13/160
D580,880 S *	11/2008	Lifran	D13/160
D585,386 S *	1/2009	Detemple et al.	D13/160
D590,351 S *	4/2009	Lifran	D13/160

The broken line portion in the drawing views is included to show unclaimed subject matter only and forms no part of the claimed design.

1 Claim, 7 Drawing Sheets

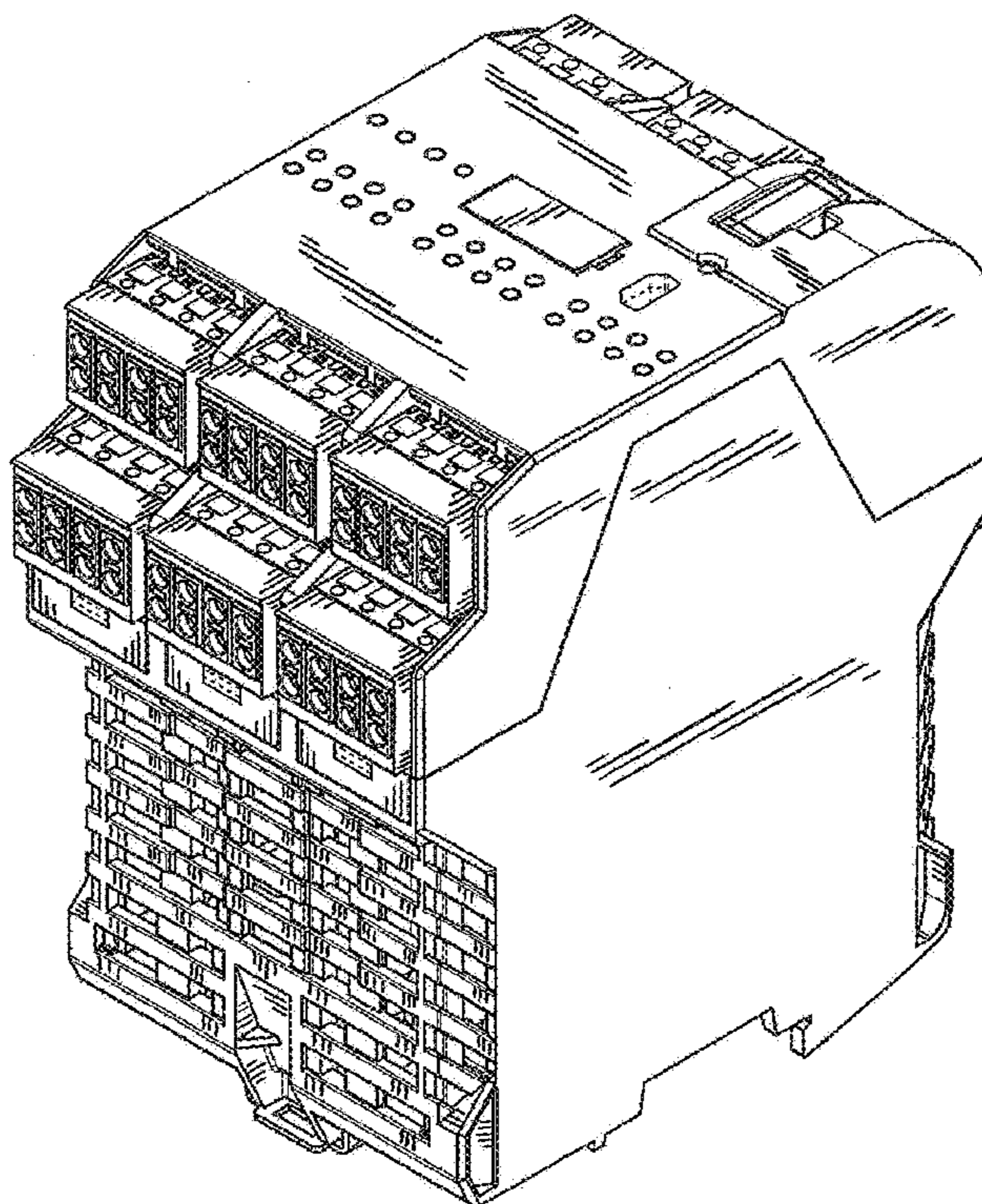


Figure 1

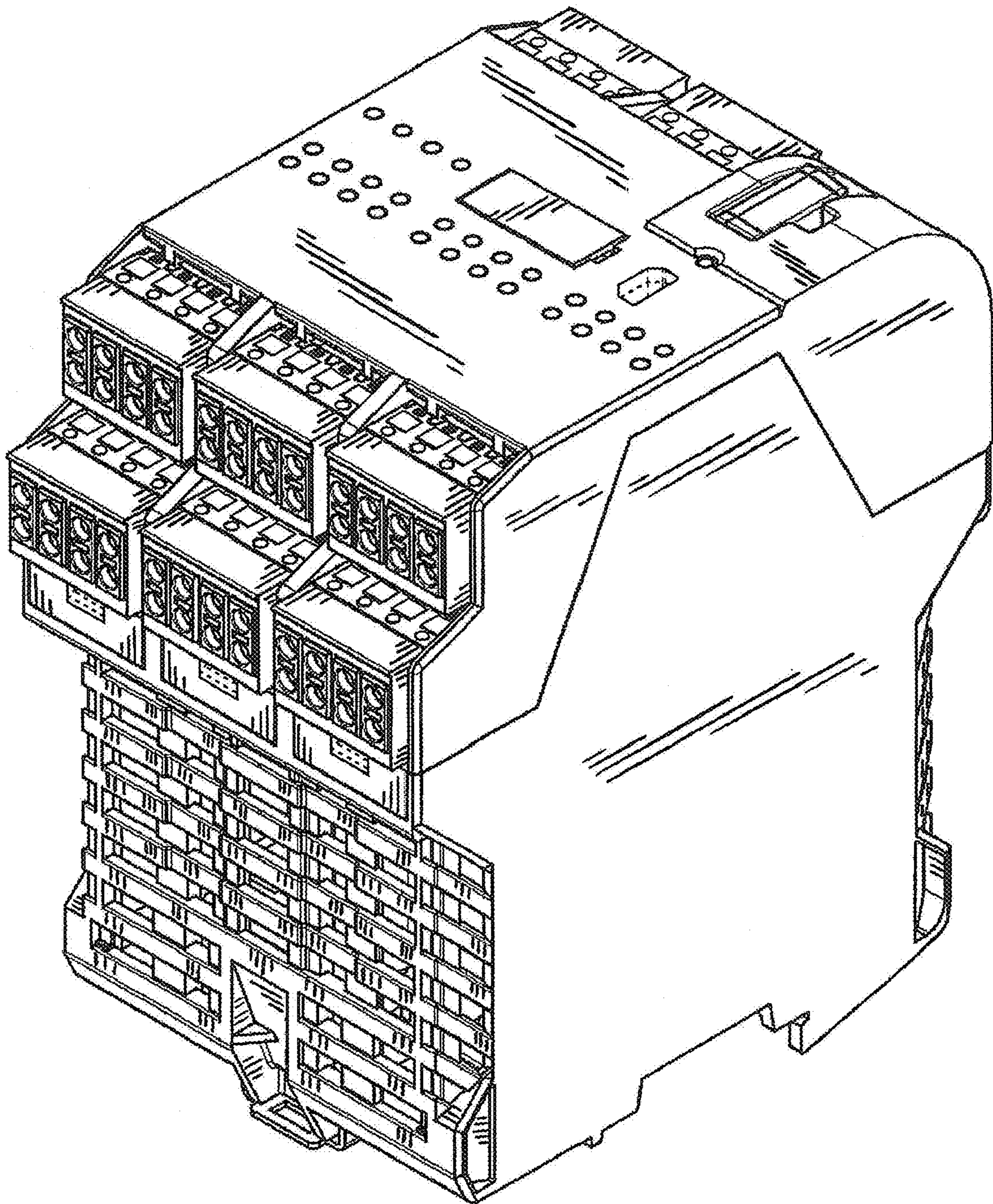


Figure 2

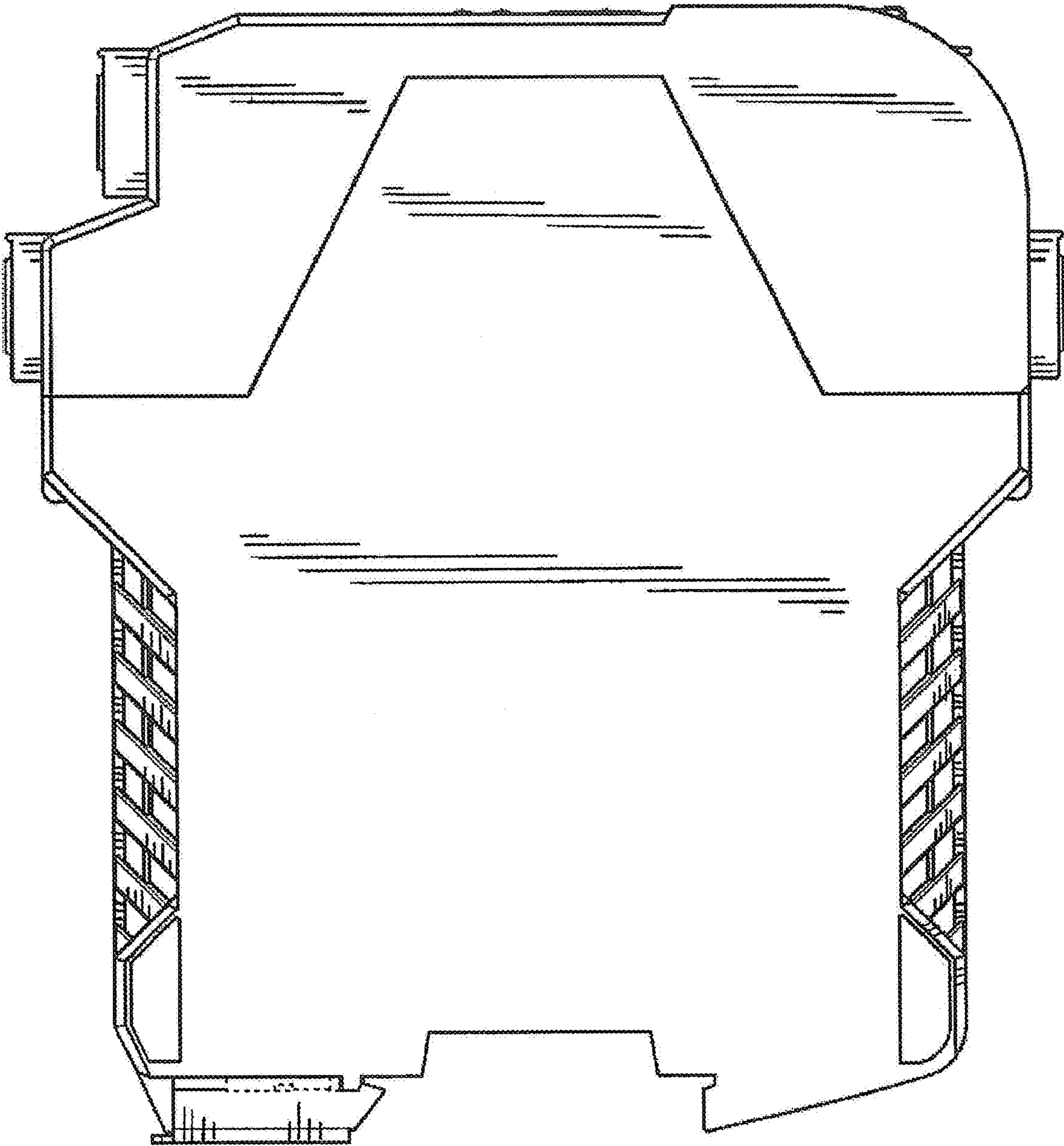


Figure 3




Figure 4




Figure 5

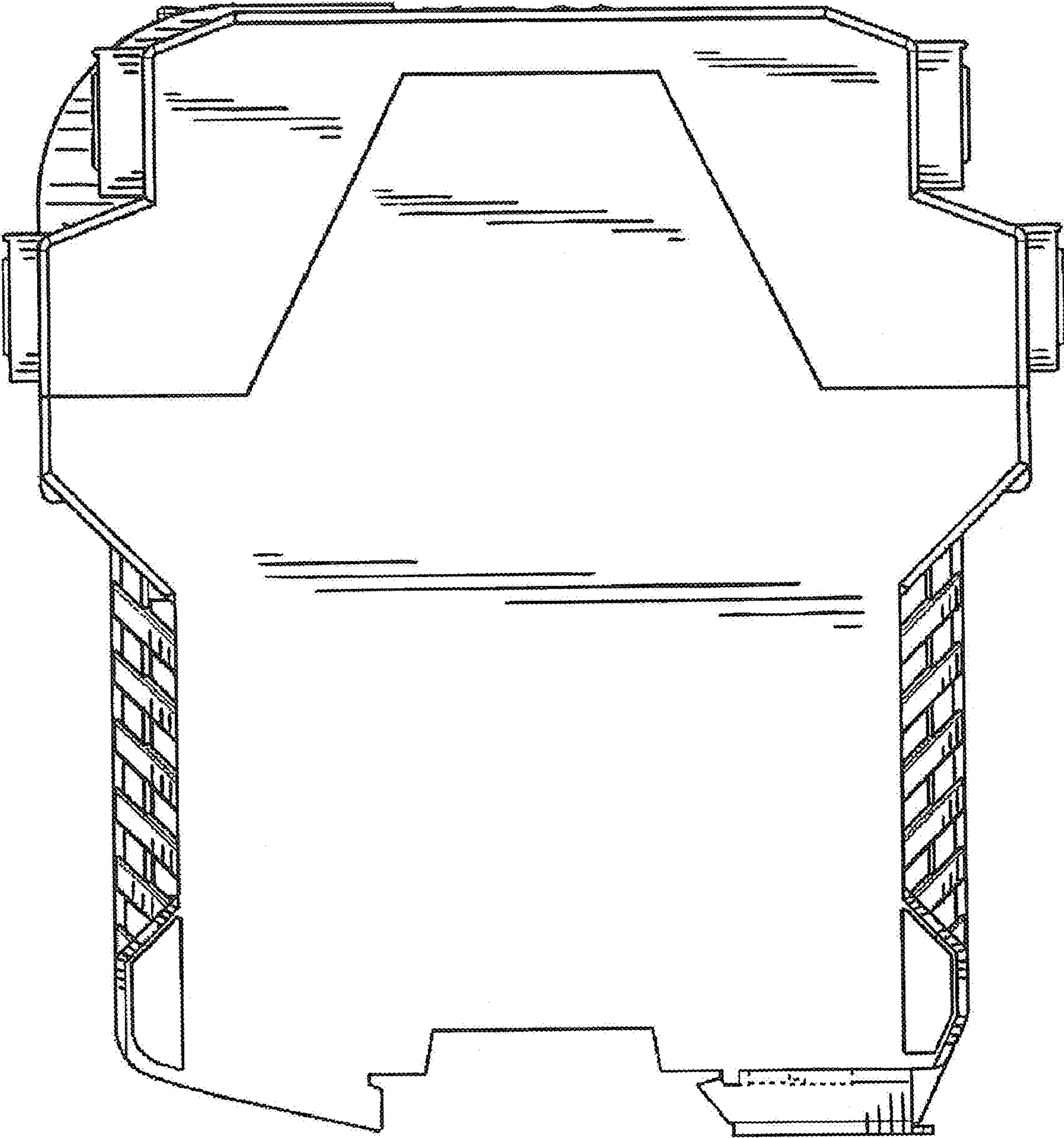


Figure 6

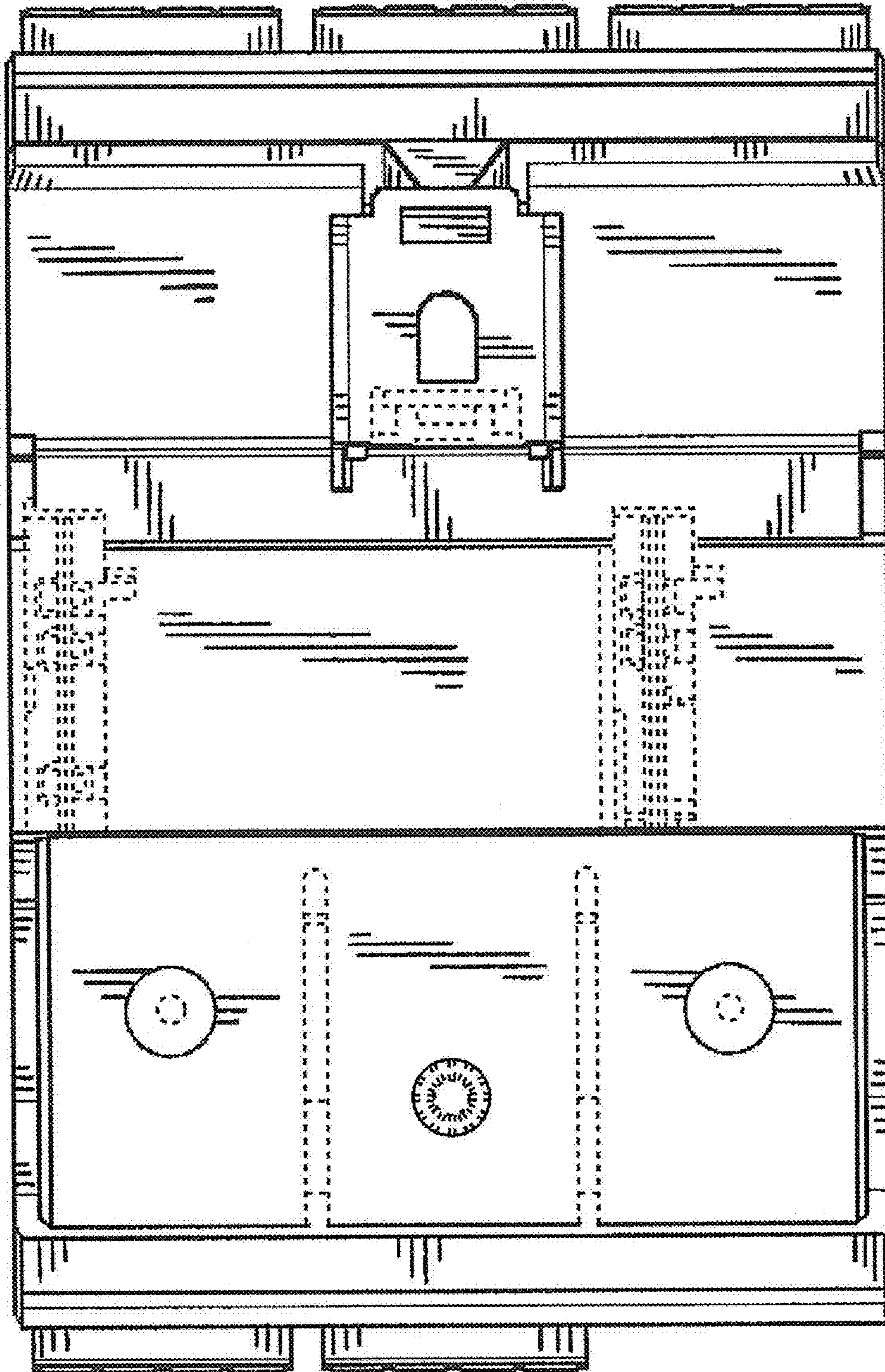


Figure 7

