



US00D619068S

(12) **United States Design Patent**
Beigel et al.

(10) **Patent No.:** **US D619,068 S**

(45) **Date of Patent:** **** Jul. 6, 2010**

(54) **AERO CORNER OF A TRUCK VEHICLE**

(56) **References Cited**

(75) Inventors: **David J. Beigel**, Payne, OH (US);
Marcey K. Collins, Fort Wayne, IN
(US); **Vikas Deshmukh**, Kasarwadi
(IN); **Andrew J. Krum**, Fort Wayne, IN
(US); **Vijay Limbkar**, Aundh Annexe
(IN); **William Ratliff**, Commerce
Township, MI (US); **Ronald E. Schoon**,
Fort Wayne, MI (US); **Anthony Lynn**
Schroeder, Leo, IN (US); **Jaimi Smith**,
Lake Orion, MI (US); **Kris K.**
Timmerman, Huntertown, IN (US);
Robert Scott Tirey, Fort Wayne, IN
(US); **Bruce Youngs**, Novi, MI (US)

U.S. PATENT DOCUMENTS

D433,980 S	*	11/2000	Conway et al.	D12/196
D434,358 S	*	11/2000	Conway et al.	D12/196
D443,853 S	*	6/2001	Barraclough et al.	D12/196
D467,853 S	*	12/2002	Warming	D12/196
D476,935 S	*	7/2003	Boyer	D12/184
D522,424 S	*	6/2006	Nordmann	D12/196
D524,204 S	*	7/2006	Beigel	D12/196
D560,149 S	*	1/2008	Leclercq	D12/184

* cited by examiner

Primary Examiner—Melody N Brown
(74) *Attorney, Agent, or Firm*—Jeffrey P. Calfa; Mark C.
Bach; Gerald W. Askew

(73) Assignee: **Mahindra Navistar Automotives Limited** (IN)

(57) **CLAIM**

(**) Term: **14 Years**

The ornamental design for an aero corner of a truck vehicle, as shown and described.

(21) Appl. No.: **29/341,159**

DESCRIPTION

(22) Filed: **Jul. 31, 2009**

(51) **LOC (9) Cl.** **12-16**

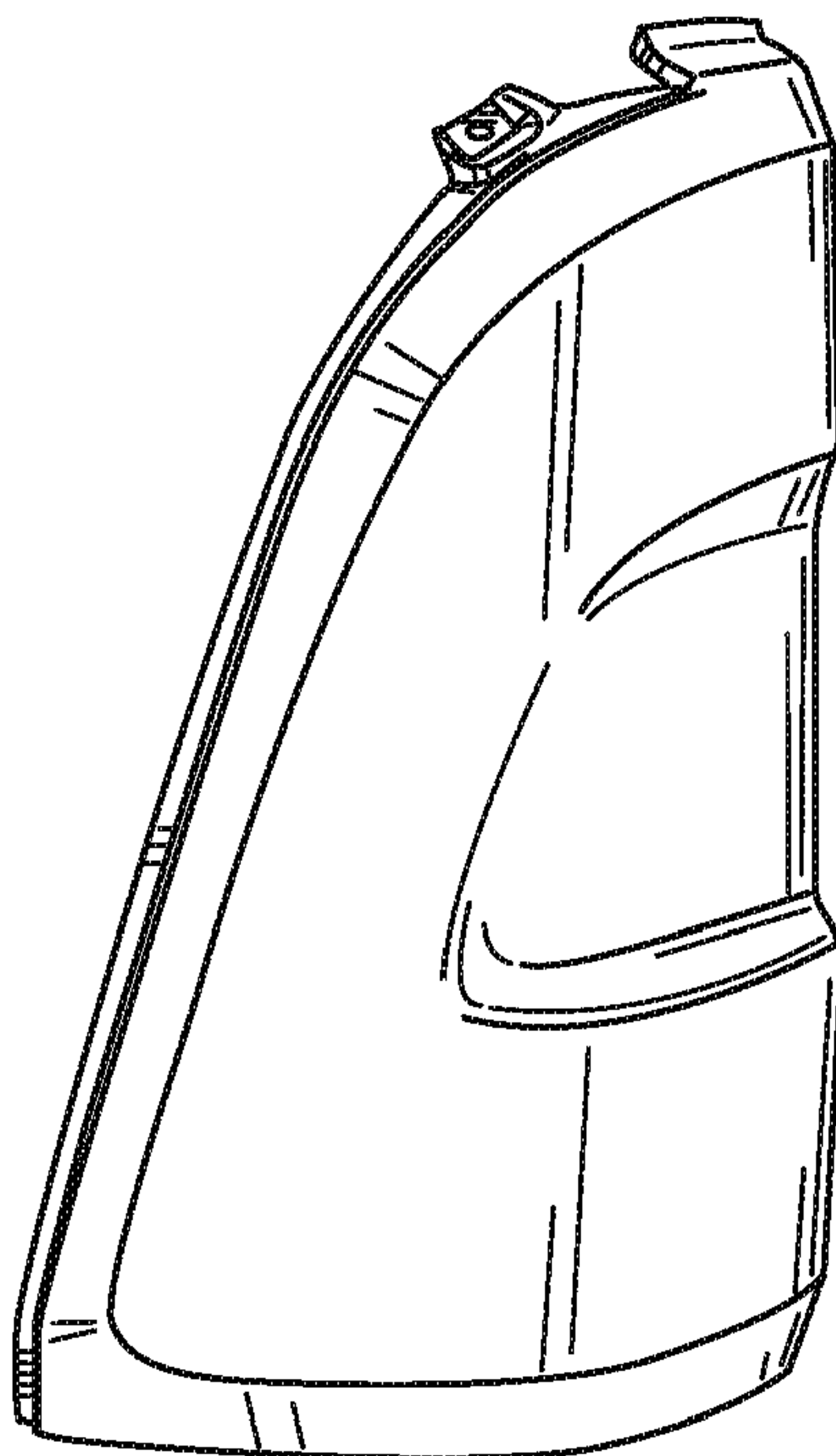
(52) **U.S. Cl.** **D12/196**

(58) **Field of Classification Search** D12/169,
D12/196, 90-93, 86, 181, 191, 400; 293/102,
293/113, 115, 117, 120; 296/180.1-180.5,
296/91; 280/727, 770, 848; 180/903

FIG. 1 is a left, front perspective view of an aero corner of a truck vehicle showing our new design;
FIG. 2 is a left view thereof;
FIG. 3 is a top view thereof;
FIG. 4 is a front view thereof; and,
FIG. 5 is a rear view thereof.

See application file for complete search history.

1 Claim, 2 Drawing Sheets



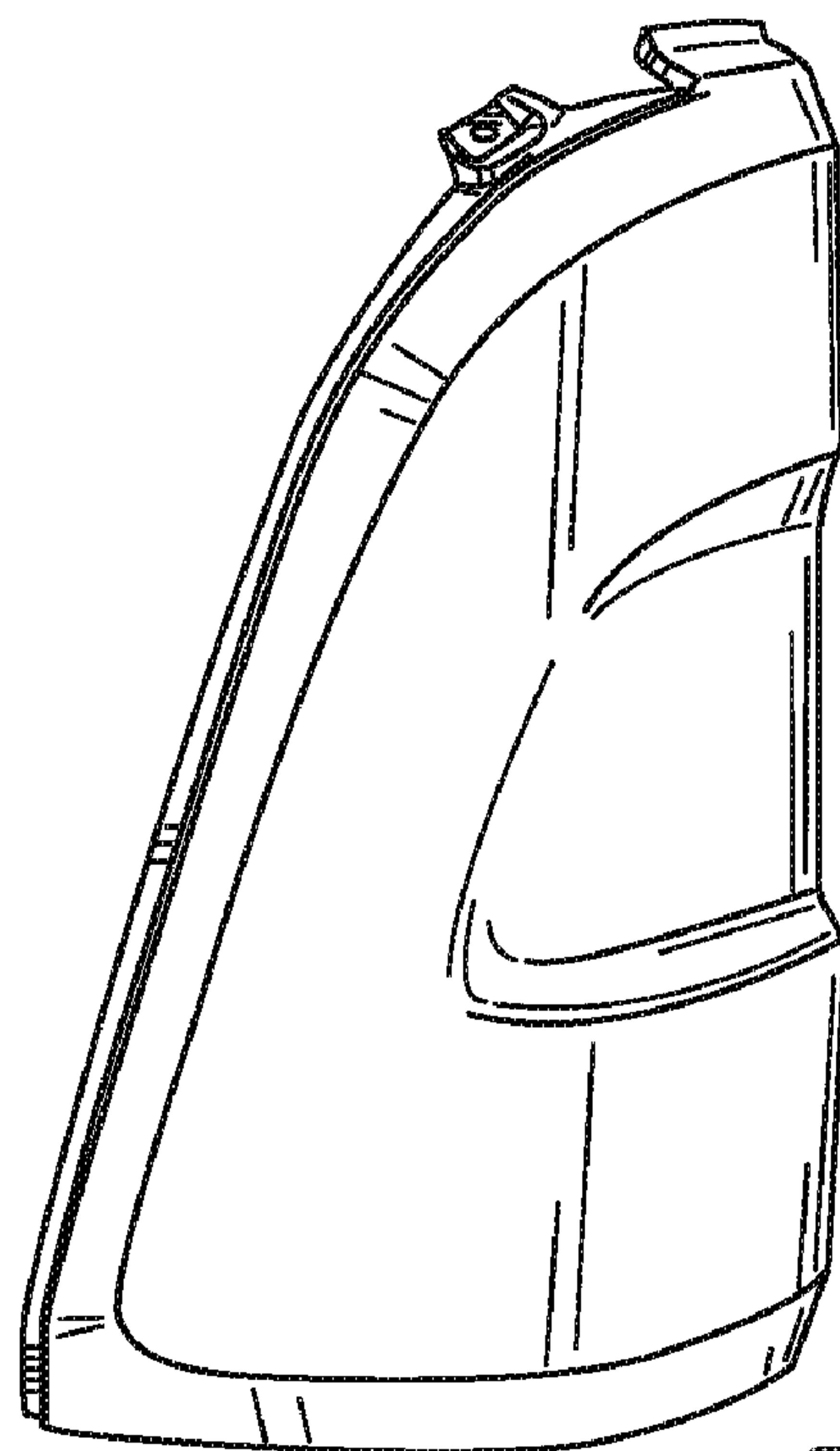


FIG. 1




FIG. 2

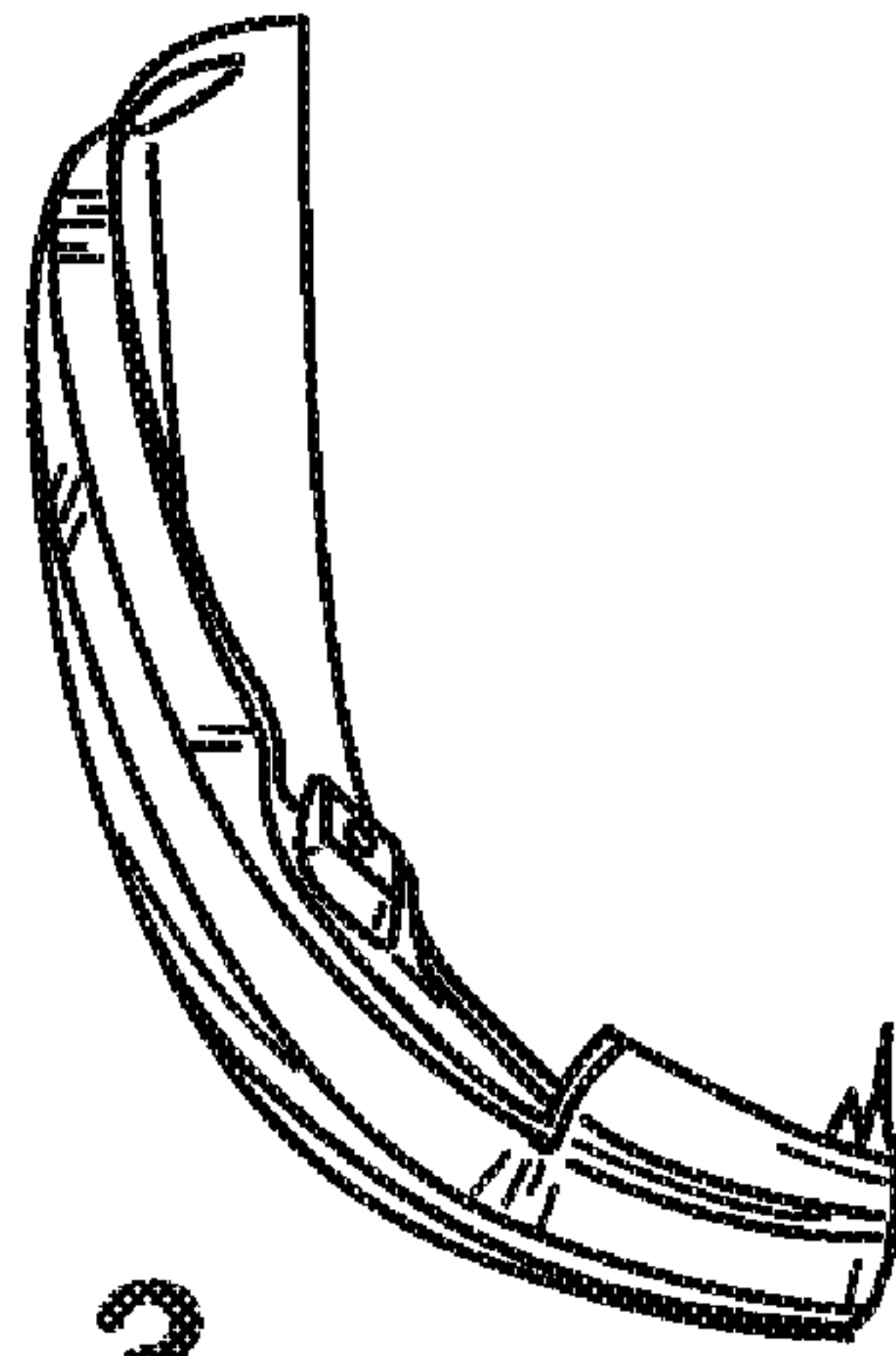


FIG. 3

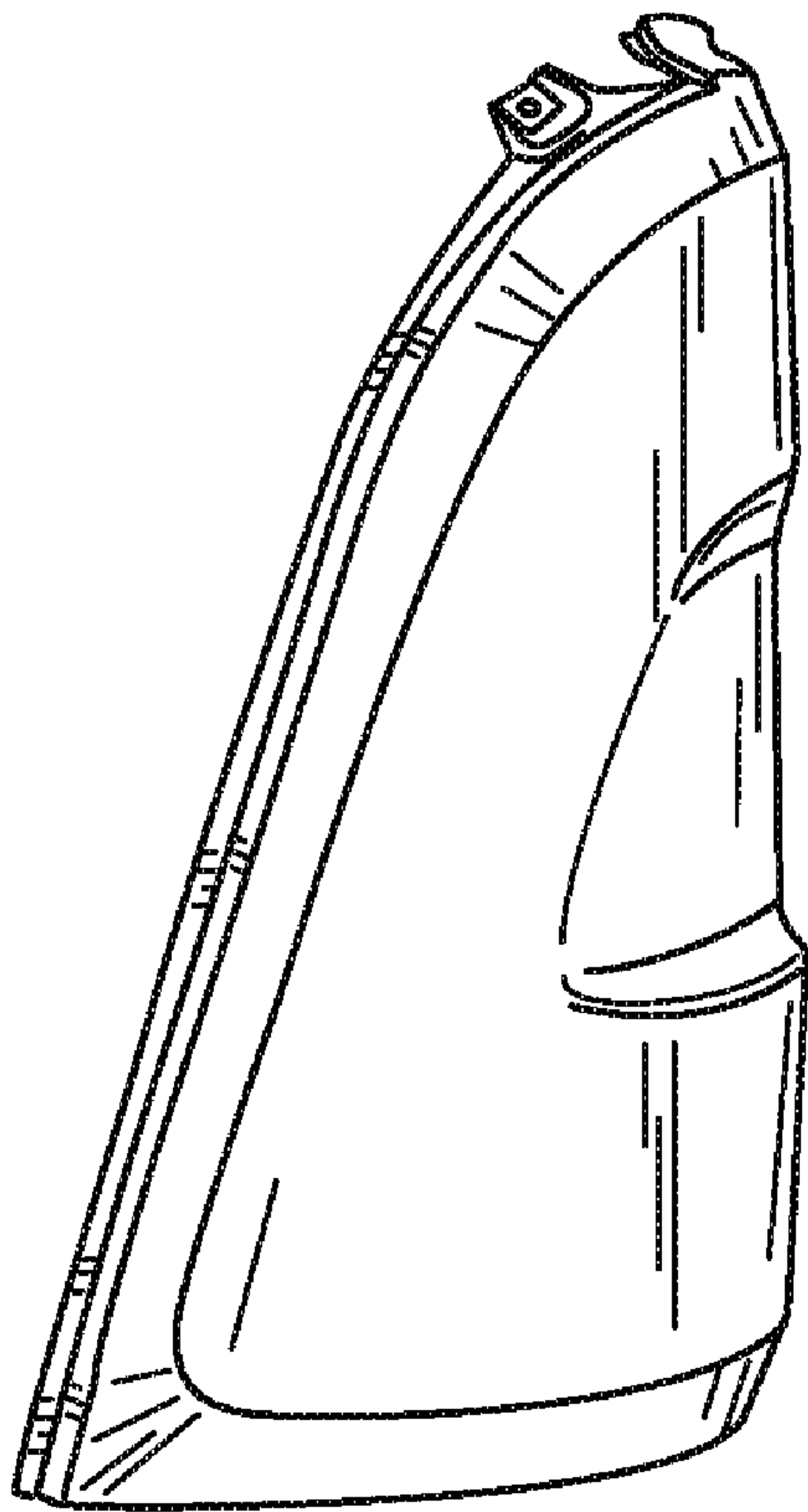


FIG. 4

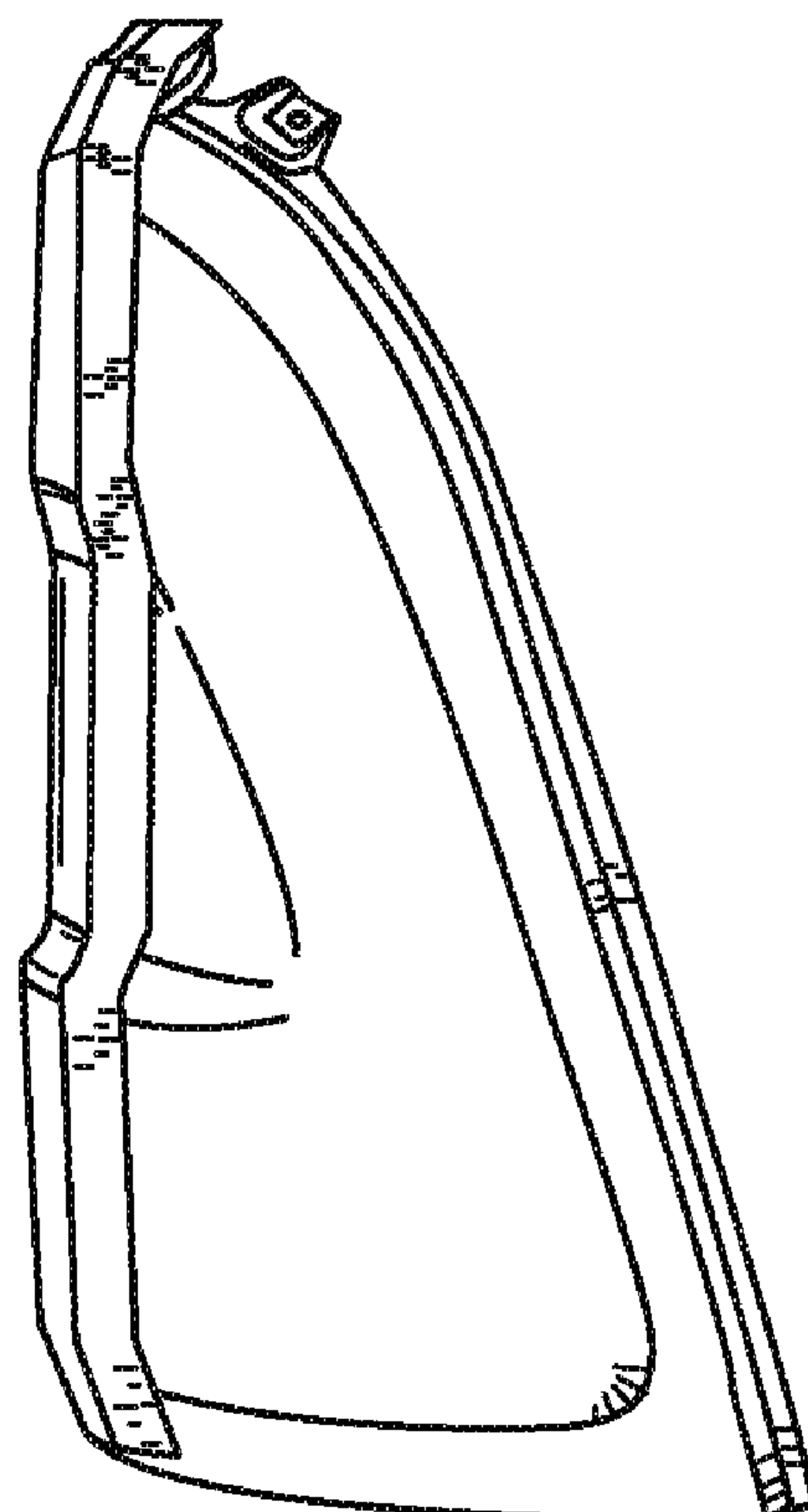


FIG. 5