



US00D619066S

(12) **United States Design Patent**
Golden et al.

(10) **Patent No.:** **US D619,066 S**
(45) **Date of Patent:** **** Jul. 6, 2010**

(54) **VEHICLE MIRROR**

(75) Inventors: **Edward Golden**, Pinckney, MI (US);
George Bucher, Dearborn, MI (US);
David Mahoney, Orchard Lake, MI
(US); **Michael Webb**, Harrison
Township, MI (US)

(73) Assignee: **Ford Motor Company**, Dearborn, MI
(US)

(*) Notice: This patent is subject to a terminal dis-
claimer.

(**) Term: **14 Years**

(21) Appl. No.: **29/332,930**

(22) Filed: **Feb. 27, 2009**

Related U.S. Application Data

(63) Continuation of application No. 29/250,330, filed on
Nov. 10, 2006, now Pat. No. Des. 589,859.

(51) **LOC (9) Cl.** **12-16**

(52) **U.S. Cl.** **D12/187**

(58) **Field of Classification Search** D12/187-189,
D12/96; D6/300, 309; 359/838, 841, 843,
359/844, 868, 871, 872, 877, 881, 604, 514,
359/866; 248/475.1, 479-483

See application file for complete search history.

(56) **References Cited**

U.S. PATENT DOCUMENTS

D410,421 S * 6/1999 Pfeiffer D12/187
D428,840 S * 8/2000 Weidhase D12/187
D432,473 S * 10/2000 Sieber D12/187
D455,690 S * 4/2002 Lee D12/187
D459,685 S * 7/2002 Huang D12/187
D463,342 S * 9/2002 Sinkwitz D12/187

D464,922 S * 10/2002 Kuo D12/187
D468,670 S * 1/2003 Warming D12/187
D478,853 S * 8/2003 Boyer D12/187
D493,755 S * 8/2004 Kneefel et al. D12/187
D500,273 S * 12/2004 Otto et al. D12/187
D500,274 S * 12/2004 Pfeiffer D12/187

OTHER PUBLICATIONS

Winding Road for Drivers, Oct. 2006 [http://news.windingroad.com/
auto-news/ford-still-says-this-car-doesnt-exist-2009-mercury-
monticello-spied/](http://news.windingroad.com/auto-news/ford-still-says-this-car-doesnt-exist-2009-mercury-monticello-spied/).

Ford Freestyle Limited, Chicago 2004 (14 views).

* cited by examiner

Primary Examiner—Caron Veynar

Assistant Examiner—Abraham Bahta

(74) *Attorney, Agent, or Firm*—Damian Porcari

(57) **CLAIM**

The ornamental design for a vehicle mirror, as shown and
described.

DESCRIPTION

FIG. 1 is a front elevational view of a vehicle mirror, as
viewed from the front of a vehicle, showing our new design;

FIG. 2 is a left side elevational view thereof;

FIG. 3 is a right side elevational view thereof;

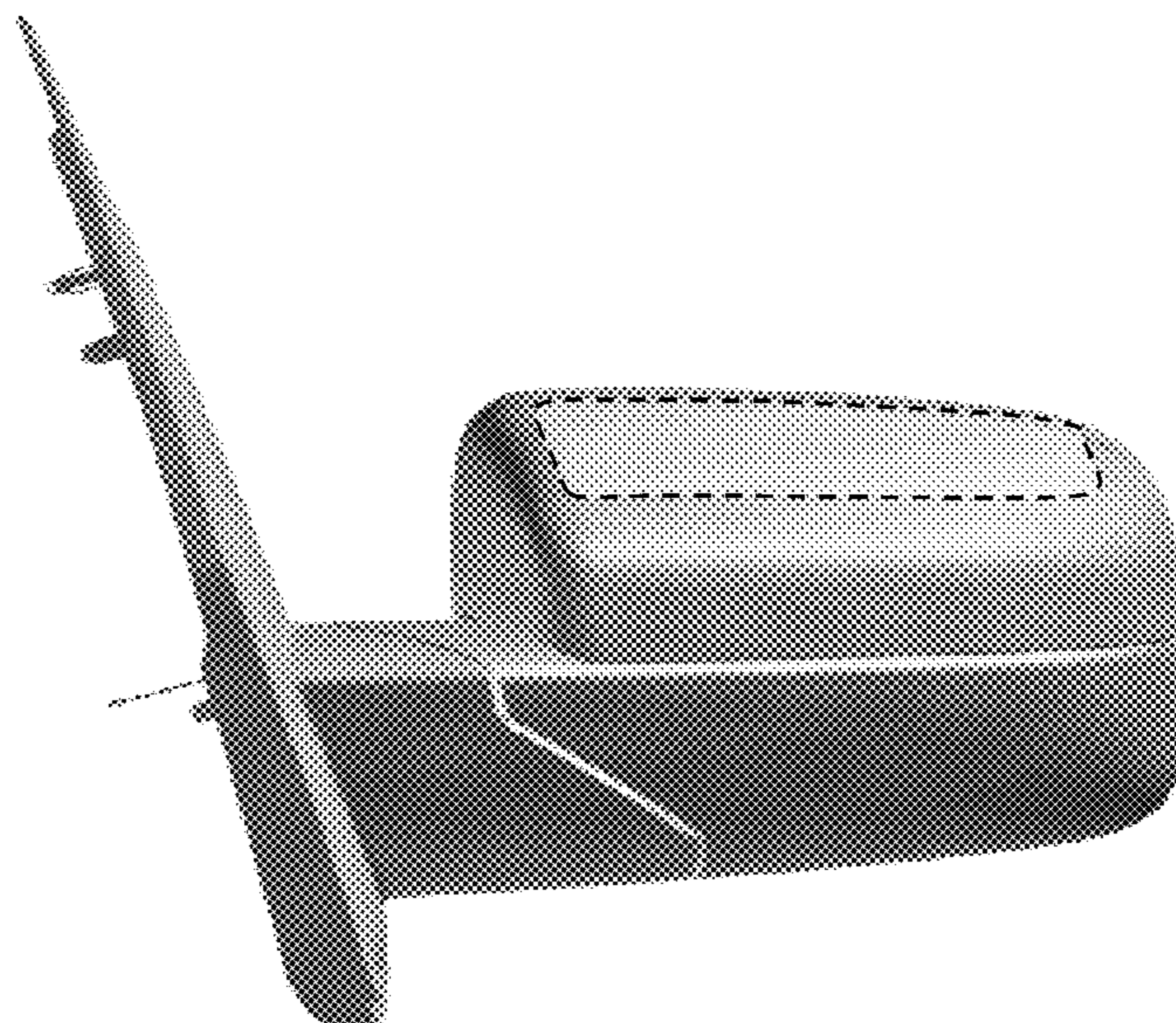
FIG. 4 is a top plan view thereof;

FIG. 5 is a bottom plan view thereof; and,

FIG. 6 is a rear elevational view thereof.

The absence or presence of surfaces on the area enclosed by
broken lines is not relied upon for patentability and is not part
of the claimed design. The surfaces enclosed by broken lines
are illustrated in lighter tones to distinguish them from the
claimed surfaces.

1 Claim, 6 Drawing Sheets






Figure 1

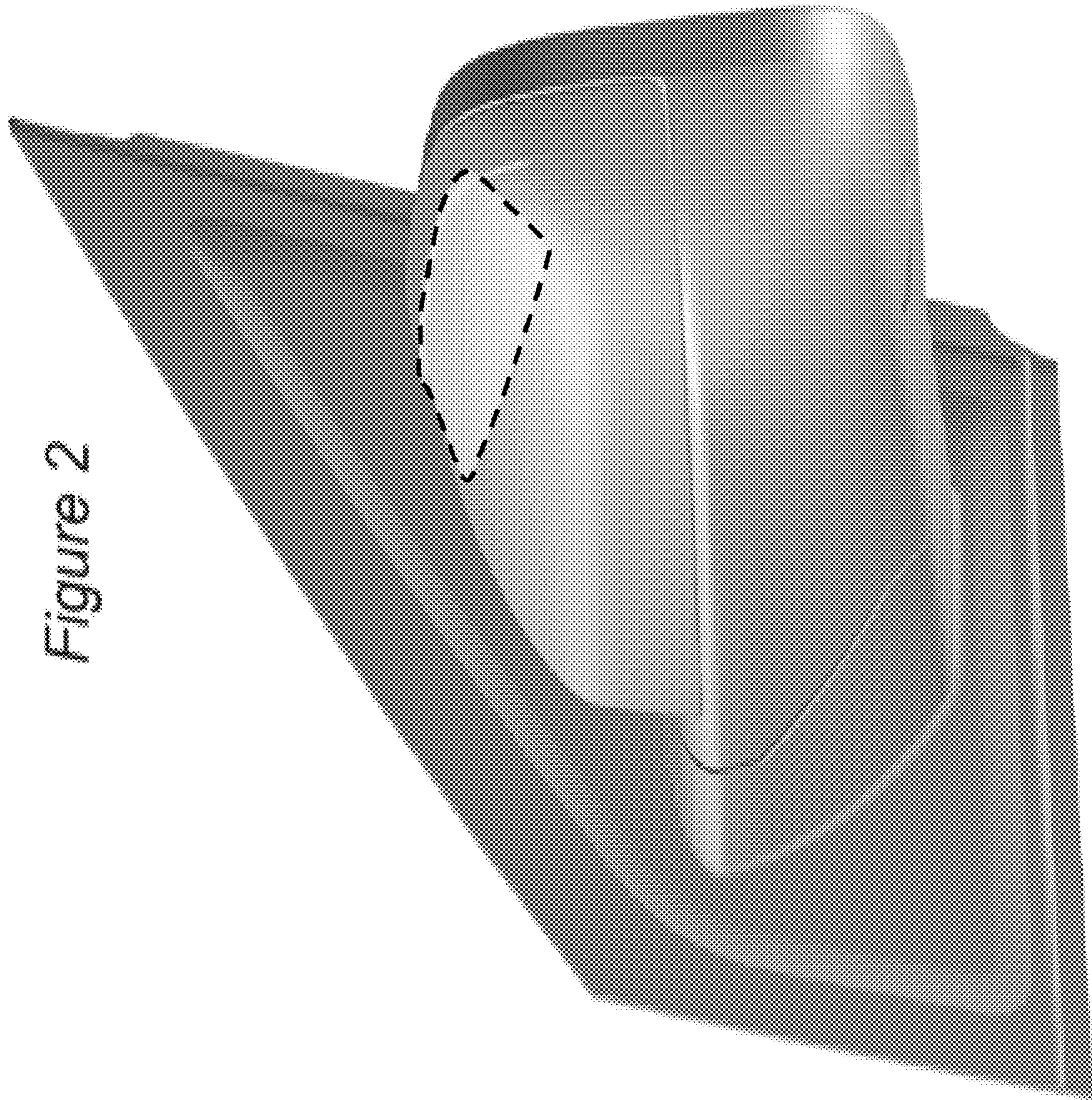



Figure 2

Figure 3



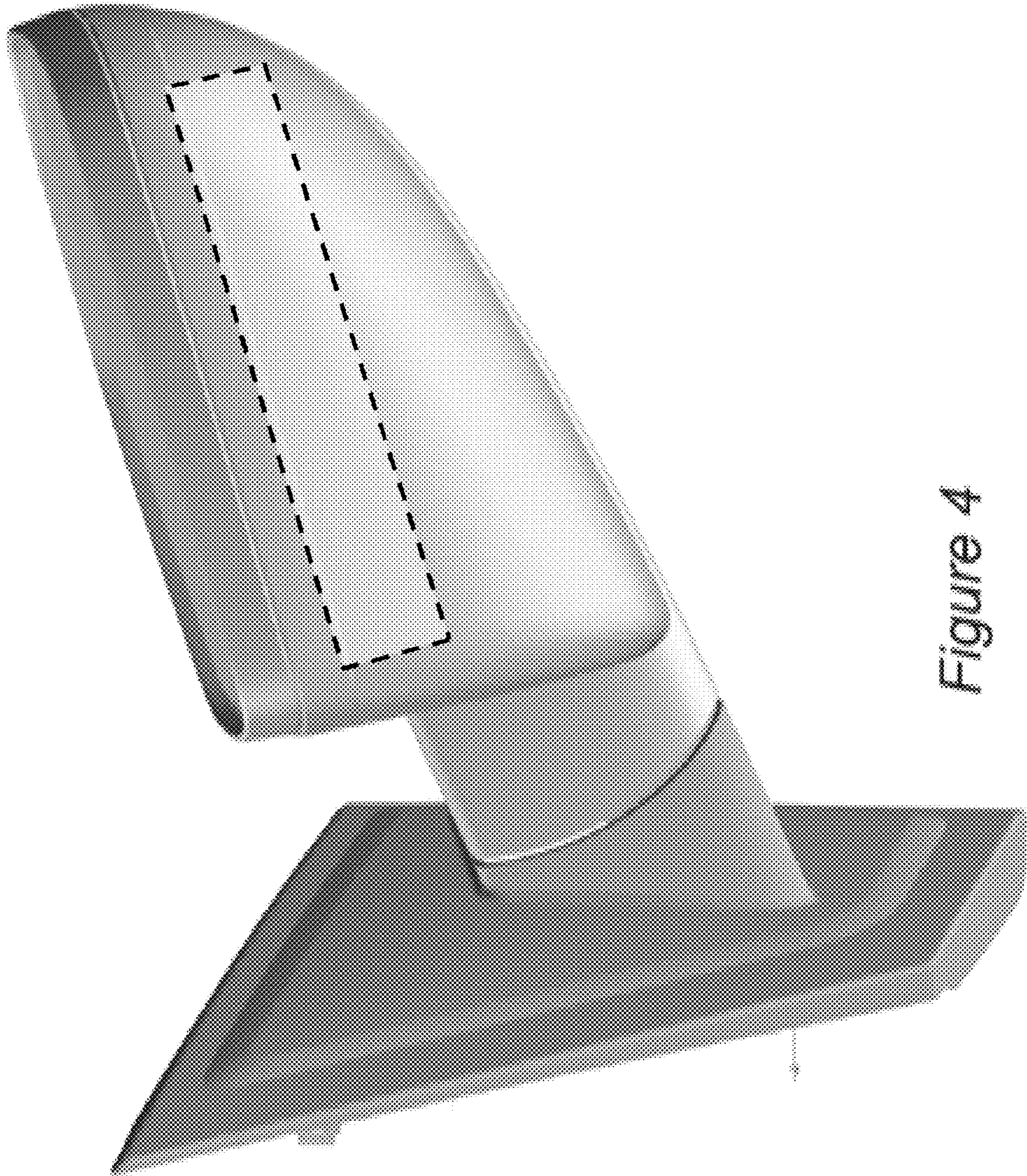


Figure 4



Figure 5

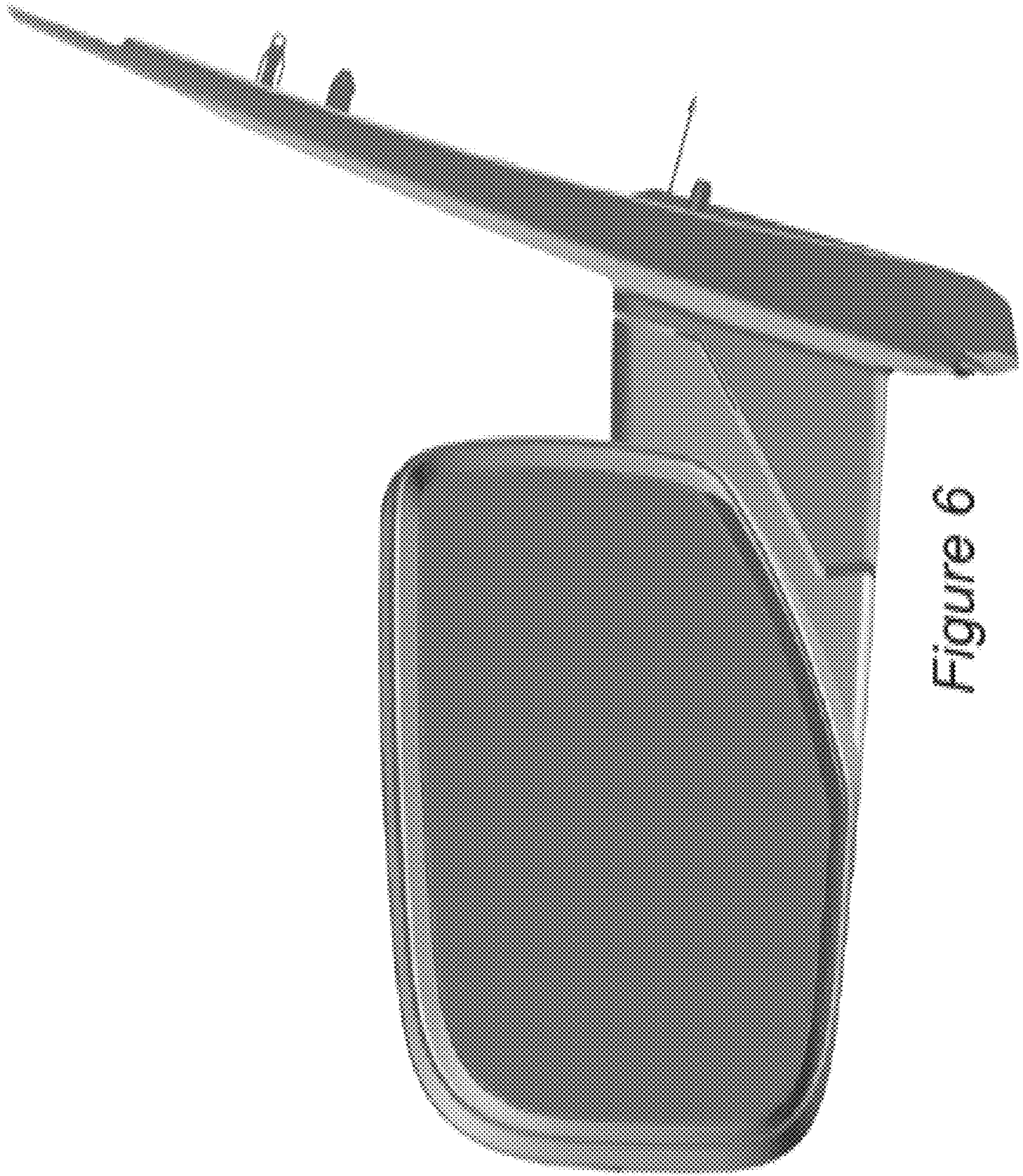


Figure 6